



ATMANIRBHAR BHARAT
SWAYAMPURNA GOA

Economic Survey 2023-24



Directorate of Planning, Statistics and Evaluation
Porvorim Goa



ECONOMIC SURVEY

2023-24

DIRECTORATE OF PLANNING, STATISTICS & EVALUATION
Porvorim, Goa



ACKNOWLEDGEMENT

The annual publication of this book was made possible due to active support and required data inputs from various State and Central Departments, Autonomous Bodies, Public Sector Undertakings, Boards, etc. and contribution was also received from Lead bank.

The compilation of this book was carried out by a team of Officers & Officials of this Directorate, who have put in a lot of hard work and dedication for last several months constantly for improving this publication. The Directorate of Planning, Statistics and Evaluation, has made an effort to portray a true picture of the State's economy through this publication.

Suggestions from readers are welcomed for future improvisation of this annual publication.

Date: 02/02/2024
Place: Porvorim-Goa

Director
**Directorate of Planning,
Statistics & Evaluation**

C O N T E N T S

| Sl. No. | Chapter | Page. No. |
|---------|---------------------------------------|-----------|
| 1. | Overview | 1 – 6 |
| 2. | Demography | 7 – 15 |
| 3. | State Income | 16 – 25 |
| 4. | Public Finance | 26 – 33 |
| 5. | Institutional Finance | 34 – 43 |
| 6. | Sustainable Development Goals | 44 – 51 |
| 7. | Swayampurna Goa Programme | 52 – 57 |
| 8. | Unique Identification (UID) / Aadhaar | 58 – 68 |
| 9. | Agriculture and Allied Activities | 69 – 93 |
| 10. | Rural Development | 94 – 104 |
| 11. | Industries | 105 – 115 |
| 12. | Tourism | 116 – 122 |
| 13. | Infrastructure | 123 – 140 |
| 14. | Science, Technology & Environment | 141 – 148 |
| 15. | Research & Development | 149 – 155 |
| 16. | Social Sectors | 156 – 198 |

ANNEXURES

| Sr. No. | Annexures | Page No. |
|---------|--|----------|
| 1 | Projected population for Goa State | 199 |
| 2 | Gross State Domestic Product (GSDP) at market price by industry of origin from period 2018-19 To 2019-20, 2020-21 (F), 2021-22 (P) & 2022-23 (Q) at Current Prices (₹ in lakh) base year 2011-12 | 200 |
| 3 | Gross State Domestic Product (GSDP) at market price by industry of origin from period 2011-12 to 2019-20, 2020-21 (F), 2021-22 (P), 2022-23 (Q), 2023-24 (A) & 2024-25 (Proj) at Constant Prices (₹ in lakh) base year 2011-12 | 201 |
| 4 | Sector wise % distribution of Gross State Domestic Product (GSDP) at market price by industry of origin from period 2011-12 to 2018-19, 2020-21 (F), 2021-22 (P) & 2022-23 (Q) at Current Prices (₹ in lakh) base year 2011-12 | 202 |
| 5 | Sector wise % distribution of Gross State Domestic Product (GSDP) at market price by industry of origin from period 2011-12 to 2019-20, 2020-21 (F), 2021-22 (P), 2022-23 (Q), 2023-24 (A) & 2024-25 (Proj) at Constant Prices (₹ in lakh) base year 2011-12 | 203 |
| 6 | % Growth over the previous year gross state domestic product (GSDP) at market price by industry of origin from period 2011-12 to 2018-19, 2020-21 (F), 2021-22 (P) & 2022-23 (Q) at Current Prices (₹ in lakh) base year 2011-12 | 204 |
| 7 | % Growth over the previous year Gross State Domestic Product (GSDP) at market price by industry of origin from period 2011-12 to 2019-20, 2020-21 (F), 2021-22 (P), 2022-23 (Q), 2023-24 (A) & 2024-25 (Proj) at constant prices (₹ in lakh) base year 2011-12 | 205 |
| 8 | Net State Domestic Product (NSDP) at market price by industry of origin from period to 2011-12 to 2019-20, 2020-21 (F), 2021-22 (P), 2022-23 (Q), 2023-24 (A) & 2024-25 (Proj) at Current Prices (₹ in lakh) base year 2011-12 | 206 |
| 9 | Net State Domestic Product (NSDP) at market price by industry of origin from period 2011-12 to 2019-20, 2020-21 (F), 2021-22 (P), 2022-23 (Q), 2023-24 (A) & 2024-25 (Proj) at Constant Prices (₹ in lakh) base year 2011-12 | 207 |
| 10 | Sector wise % distribution of Net State Domestic Product (NSDP) at market price by industry of origin from period 2011-12 to 2019-20, 2020-21 (F), 2021-22 (P), 2022-23 (Q), 2023-24 (A) & 2024-25 (Proj) at current prices (₹ in lakh) base year 2011-12 | 208 |
| 11 | Sector wise % distribution of Net State Domestic Product (NSDP) at market price by industry of origin from period 2011-12 to 2019-20, 2020-21 (F), 2021-22 (P), 2022-23 (Q), 2023-24 (A) & 2024-25 (Proj) at Constant Prices (₹ in lakh) base year 2011-12 | 209 |
| 12 | % Growth over the previous year Net State Domestic Product (NSDP) at market price by industry of origin from period 2011-12 to 2019-20, 2020-21 (f), 2021-22 (P), 2022-23 (Q), 2023-24 (A) & 2024-25 (Proj) at current prices (₹ in lakh) base year 2011-12 | 210 |
| 13 | % Growth over the previous year Net State Domestic Product (NSDP) at market price by industry of origin from period 2011-12 to 2019-20, 2020-21 (F), 2021-22 (P), 2022-23 (Q), 2023-24 (A) & 2024-25 (Proj) at constant prices (₹ in lakh) base year 2011-12 | 211 |
| 14 | Gross State Domestic Product by Sector at Current Prices | 212 |

ANNEXURES

| Sr. No. | Annexures | Page No. |
|---------|--|----------|
| 15 | Gross State Domestic Product by Sectors at Constant Prices | 212 |
| 16 | Net State Domestic Product by Sectors at Current Prices | 213 |
| 17 | Net State Domestic Product by Sectors at Constant Prices | 213 |
| 18 | Bank wise Deposits, Advances and Credit Deposit Ratio of the State | 214-215 |
| 19 | Position of Advances to Priority Sector, DIR and Weaker Section | 216-217 |
| 20 | SDG wise numbers of Targets, Indicators & Nodal Departments | 218 |
| 21 | Marine Fish catch data from 2011-2023 & Export of Marine Production from 2011 to 2023-2024 | 219 |
| 22 | Achievements made under various components of National Rural Livelihood Mission (NRLM) since 2019-20 to 2023-24 (till Dec 2023) | 220 |
| 23 | Number of Mandays generated Taluka-wise during last 5 years under Mahatma Gandhi National Rural Employment Guarantee Act (MGNREGA) | 220 |
| 24 | Infrastructural Projects completed during the year 2023-24 under Goa Gram Samrudhi Yojana | 221 |
| 25 | List of the Department/Corporation/Agency/ Institution etc to whom the Grant-in-Aid has been released by the Department | 222-223 |
| 26 | Status of Material Recovery Facility (MRF) Taluka wise. | 224 |
| 27 | Name of the Work/Project/Activities under CSR | 224-227 |

ANNEXURES

| Sr. No. | Annexures | Page No. |
|---------|---|----------|
| 28 | Total No. of Plots in each Industrial Estate | 228 |
| 29 | Total No. of running plants in each Industrial Estate | 229 |
| 30 | Category wise Micro, Small, Medium and Large Industries registered in the State (upto December, 2023) | 230 |
| 31 | Total Employment potential through projects approved by Investment Promotion Board & Total Employment potential through units registered under MSME | 230 |
| 32 | Year -wise total Revenue earned towards Registration of different tourist activities from 2019-20 to 2023-24 (upto 15.01.2024) | 231 |
| 33 | Year -wise total Revenue earned towards Renewal of different tourist activities from 2019-20 to 2023-24 (upto 15.01.2024) | 231 |
| 34 | Revenue generated through lease from different tourist activities from 2019-20 to 2023-24 (upto 15.01.2024) | 232 |
| 35 | Foreign Tourist Arrival by Charter Flights from 2019-20 to 2023-24 (upto October 2023) | 233 |
| 36 | Foreign Tourist Arrival by different International Flights at Dabolim and Mopa Airport from 2019-20 to 2022-23 (upto November, 2023) | 233 |
| 37 | Foreigner Tourist Arrival by Cruise Ship from 2019-20 to 2022-23 (upto November 2023) | 234 |
| 38 | Total number of Hotels/ Paying Guest House, Rooms and Beds as on 31.03.2023 | 234 |
| 39 | Vehicles registered under various categories from 2019-20 to 2023-24 (upto 31 st December 2023) | 235 |
| 40 | Details of important works completed from 2019-20 to 2023-24 under Buildings and Roads sectors under Public works Department | 236-246 |

ANNEXURES

| Sr. No. | Annexures | Page No. |
|---------|--|----------|
| 41 | List of works completed by Goa Infrastructure Development Corporation from 2019 till January, 2024 | 247-262 |
| 42 | Works approved under Electricity Department | 263-264 |
| 43 | Grant-in-Aid given to Institutions/Colleges from year 2019-20 to 2023-24 | 265-271 |
| 44 | OPD STATISTICS OF GOA MEDICAL COLLEGE FROM 2019 TO 2023 | 272 |
| 45 | Revenue Receipts of Commercial Tax from 2019-20 to 2023-24 (Upto Dec.) | 273 |
| 46 | Details of beneficiaries and disbursement of funds under the Schemes of Tribal Welfare Department from 2019-20 to 2022-23 | 274 |
| 47 | Details of beneficiaries and disbursement of funds under the Schemes of Tribal Welfare Department from 2019-20 to 2023-24 (upto December 2023) | 274-275 |
| 48 | List of the Projects undertaken during Financial Year 2023-24 through ST Development Schemes of Tribal Welfare Department | 276-278 |
| 49 | Number of Divyang students Taluka wise from 2019-20 to 2023-24 | 279 |
| 50 | Educational Statistics for the year 2022-23 | 280 |
| 51 | Beneficiaries under various schemes for last 5 year of Women & Child Development Services | 281 |
| 52 | Beneficiaries under various schemes of Social Welfare | 282 |
| 53 | Category wise No. of license issued and Revenue generated | 283 |
| 54 | Details of Vigilance cases for the last 5 years | 284 |
| 55 | Job Seekers registered/notified/sponsored for vacancies | 284 |

CHAPTER 1

OVERVIEW

As the Nation is celebrating “Amrit Kaal”, the State of Goa has all the reasons to celebrate it with grandeur for its impressive socio - economic performance. With the present state of economic progress and achievements, the State’s economy is all set to leap forward into a new phase of economic prosperity to be one of the most developed and advanced State in the Country.

The economic progress can be noticed from the Gross State Domestic Product (GSDP) at current prices of the State for the year 2022-23 (Quick Estimates) which is ₹ 93672.38 crore. The economy of the State has grown by 11.16% in 2022-23 as compared to 2021-22. The Primary, Secondary and Tertiary Sector has shown a growth of 2.61%, 8.03% and 18.25 respectively. The Gross State Domestic Product in 2023-24 (Advance Estimates) is expected at ₹ 106532.57 crore which means that economy of the State is expected to grow by 13.73% in the current financial year as compared to 2022-23.

This expected double digit growth is due to the smart initiatives of the State Government. Also, the commissioning of the Manohar International Airport at Mopa has enhanced global connectivity, through new routes to meet the increasing travel demand, to Goa.

Although, Goa ranks 21st among all States and Union Territories, it tops the small States in Foreign Direct Investment (FDI) in manufacturing sector (USD

147.31 million) from October 2019 onwards till December 2023.

The details of FDI in the State during the last 5 years is given in Table No.1.1.

Table No. 1.1
FDI Flow during the last five years

| Year | FDI Flow (in USD million) |
|---|------------------------------|
| 2019-20 (from October 2019) | 64.93 |
| 2020-21 | 16.33 |
| 2021-22 | 37.12 |
| 2022-23 | 11.73 |
| 2023-24(till 15 th December 2023) | 17.20 |

Source : www.data.gov.in

Exports

Goa’s total export value for the year 2023-24 (April to December 2023) was USD 1.77 Billion. 51.37% of the total export value was through Drugs and Pharmaceutical Commodity group followed by Engineering Goods Commodity Group. In 2022-23, the total export value stood at USD 2.45 Billion.

The details of Goa’s total export value in 2023-24 (upto December 2023) commodity-wise is given in Table 1.2 below.

Table No. 1.2
Commodity-wise Exports in 2023-24
(upto December 2023)

| Commodity Group | 2023-24 (in USD million) |
|---------------------------------|-----------------------------|
| Drugs & Pharmaceutical | 907.48 |
| Engineering Goods | 262.84 |
| Organic and Inorganic Chemicals | 156.11 |
| Marine Products | 125.98 |
| Electronic Goods | 107.70 |
| Iron Ore | 76.63 |
| Plastic & Linoleum | 39.32 |
| Other | 90.44 |

Source : niryat.gov.in

Investments

The Goa Investment Promotion Board (G-IPB) has granted in-principle approval to 80 projects in the last 5 years. This comprises of 50 new manufacturing units, 5 new Hospitality projects, 7 new Service sector projects and 18 projects of expansion of the existing manufacturing units. The total investment expected from all these units is ₹ 6297.14 crore and employment potential is 23113 people. During the same period, 48,187 Units are registered under Micro Small Scale Medium Enterprises (MSME). The total investments from these units is expected to be ₹ 3773.98 crore and employment potential is 304812 people. The total employment potential through the Goa IPB projects and MSME Units during the last five years is 3,27,925.

G-IPB has diligently worked with 40 plus Departments/ Directorates to implement 300 plus reform points as mandated by Department for Promotion of Industry and Internal Trade (DPIIT), Ministry of Commerce and Industry, Government of India. Goa-IPB has also precisely studied and decriminalised 59 criminal

provisions spread across 29 acts of 18 Departments.

Public Finance

As per the Budget Estimates for the year 2023-24, the Revenue Receipts are estimated to be ₹ 20227.85 crore and Capital Receipts at ₹ 5640.30 crore. The Revenue Expenditure and Capital Expenditure are estimated at ₹ 19558.38 crore and ₹ 6434.96 crore respectively.

The internal debt of the State is estimated at ₹ 4500.20 crore. The Revenue surplus, Fiscal deficit and Primary surplus is estimated to be ₹ 669.47 crore, ₹ 4183.11 crore and ₹ 2185.48 crore respectively.

The release from Government of India during 2023-24 (upto January 2024) is ₹ 635.60 crore to the consolidated fund of the State and ₹ 3075.31 crore through Special Purpose Vehicle (SPV) route.

Institutional Finance

As on 30.09.2023, 47 Banks have setup 774 Bank branches in the State of which 475 are in semi urban areas and 299 in rural areas.

Total deposits as on 30th September 2023 in the banks stands at ₹1,12,130.49 crore while advances given by the banks stands at ₹35,729.39 crore constituting a Credit Deposit Ratio at 31.86. Total outstanding under Priority Sector Advances (PSA) works out to be ₹ 14234.12 crore, which is 42.86% of the total advances.

5417 registered cooperative societies have mobilized deposits amounting to ₹ 7681.43 crore and advances of ₹ 3051.68 crore as on 31st March, 2023.

Sustainable Development Goals

The State has revised State indicator Framework and prepared Goa State Indicator Framework-2.0 (G-SIF 2.0) in 2023 which consist of 16 goals, 132 targets and 272 indicators. The new methodology has been developed in-line with Methodology of NITI Aayog for computation of SDG Index.

The State Government has computed Goa SDG Index-2023 spanning across 16 out of 17 SDGs (leaving out Goal No. 17). The Index tracks the progress of Goa on a set of 131 Indicators under 69 targets. As per the Goa SDG Index-2023, the composite Score stood at 84 and has secured a position in the category of Front Runner. The Index indicates that Goa has performed well in terms of parameters like Water, Sanitation, Clean Energy, Infrastructure, Sustainable Consumption, Climate and Coastal Ecosystem. State achieved full score & secured a position in the category of Achiever in four goals namely “Affordable and Clean Energy, Responsible Consumption and Production, Climate Action and Life below Water.

Aadhaar Generation

Goa ranks 5th in the Country with an impressive Aadhaar generation of over 103% with a network of over 98 Permanent Aadhaar Enrollment Stations throughout the State extending Aadhaar enrollment and update services out of which 24 Aadhaar Enrollment Stations are operated by the State. Home enrollment Stations are operated by the State. Home enrollment facilities are provided to divyangs, constrained senior

citizens and also the ailing and bedridden citizens.

Swayampurna Goa Programme

Swayampurna Goa programme aims at “Last mile Delivery” i.e. to reach out to every individual in the State with minimum Government and maximum Governance and to ensure achieving the vision of **Antodaya, Gramodaya and Sarvodaya**.

Under Swayampurna Goa 2.0 programme, emphasis is given to **Skilling, Re-skilling and Up-skilling**. Drives/camps have been conducted by various State Government Departments for promotion/propagation of their schemes under the Swayampurna Goa 2.0 programme. More than 15000 people have benefitted through these drives during the current financial year. Government has recognized the contribution of Swayampurna Mitras towards achieving the objective of **NO one is left behind**. In order to boost the morale of Taluka Nodal Officers and Swayampurna Mitras, those who have performed exemplary work have been felicitated on the occasion of Independence Day 2023 and Goa Liberation day 2023.

For the first time, 2.37 lakh students of 1st to 10th standard of all Government & Government aided schools were screened for preliminary eye check-up under Corporate Social Responsibility (CSR) initiatives “**Vision for all**”. The complete process of eye checkup is completed in all talukas and in all 3439 students are found with some refractive defects. These students will be provided spectacles or referred for further treatment if required, free of cost

Empowering Women

The State Government has introduced the scheme “**Mukhyamantri Annapurna Yojana**” to make Mahila Self Help Groups in the State **Self-reliant**. Through this scheme, an opportunity has been given to encourage Mahila Self Help Groups to run Canteens in various Government establishments.

For the first time in the country, a Chavath e-Bazaar was organized through online platform to market the home made sweets & decorative items made by the Mahila Self Help Groups on the occasion of Ganesh Chaturthi. Government has gone one step ahead in providing them a permanent e-business platform 'Swayampurna Goa e-Bazaar' (www.swayampurnagoa.com). This platform will facilitate the local artisans, Mahilas and Self Help Groups to sell their Home Made & Hand Made products (Eatables and decorative) not only in the State but across the PAN India.

Agriculture & Allied activities

United Nations had declared the year 2023 as the “International Year of Millets (IYoM)”. As part of the same, ‘Millet Utsav’ was organized across the State to create awareness on cultivation practices and Value Addition in Millets, to promote, motivate and encourage farmers for Millets cultivation. This has resulted in the increase of area under Millets from 20 ha. to 50 ha.

Government is supporting agriculture sector at all levels to have substantial returns to the farming community to enhance their income. Being a progressive State, the farmers face tremendous shortage of manual labour this is tackled by mechanising agricultural activities.

Government promotes large scale cultivation of various crops and assistance for the purpose is provided in form of seeds, pesticides and manures besides land preparation. Goan farmers are assured of the price for their produce of Paddy, Coconut, Arecanut, Oil Palm, Sugarcane, etc. which safeguard the farmers against any losses due to collapse in market price to keep farming at its prime level.

Goa has been declared as the first Rabies controlled area in the Country. The Annual Estimated Milk production in the State is 64175.525 tonnes, Egg production is 423.70 Lakh and Meat production is 7293.644 tonnes as per Integrated Sample Survey.

Under Kisan Credit Cards (KCC), 2429 agriculture farmers were sanctioned an amount of ₹2551.64 lakh through various Nationalized Banks, 424 Dairy farmers were sanctioned ₹ 2940.00 lakh and benefit was extended to 885 fishermen in the State during the current financial year.

38 Sagar Mitra were appointed to create awareness among the local fishermen on various schemes, Government policies, programmes and regulations of the Department.

The Government of Goa has submitted 4 Action Plans under Pradhan Mantri Matsya Sampada Yojana with the total project cost amounting to ₹ 11795.79 lakh having Central liability amounting to ₹ 5579.44 lakh. Till date central share amounting to Rs. 3301.59 lakh has been received and ₹ 2774.52 lakh has been utilized. One of the largest projects approved for the State is the construction

of State of Art wholesale fish market at Margao, South Goa.

The Centrally Sponsored Scheme “Digitization of Primary Agricultural Co-operative Societies (PACS)” is being implemented, wherein all PACS in the State with upto date audit will be computerized. The Registrar of Co-operative Societies has entered and verified the data of 5439 Cooperative Societies registered with them on National Cooperative Database (NCD) software of Ministry of Co-operation. The process of registering new Multipurpose Primary Agricultural Co-operative Societies (MPACS) and also transferring the already registered Co-operative Societies into MPACS has been started so that the new business activities like Petrol Pump dealership, Jan Aushadhi Kendra, PM Kisan Samriddhi Kendra, etc, can be taken up by these Societies.

02 Primary Agricultural Cooperative Societies (PACS) have registered for the Central Scheme “5 Jan Aushadhi Kendras per District” and 37 Primary Agricultural Cooperative Societies (PACS) have been registered as Common Service Centre in the State.

Rural Development

Under National Rural Livelihood Mission (NRLM), there are 3674 Self Help Groups (SHGs) registered as on December 2023 having member strength of 47460. 783 SHGs have availed loan amounting to ₹39.34 crore from the banks during 2023-24 till December, 2023.

Under Mahatma Gandhi Rural Employment Guarantee Scheme (MGNREGA), 31638 Man-days of wage employment have been generated and 171 Job Cards have been issued during

the current financial year upto December 2023. 856 Enterprises have been supported with business skills, exposure and loans for business during the financial year 2023-24. Home-stay Tourism Pilot Project have started in Talde village of Dharbandora by 7 SHGs involving more than 100 households in the village and also in the neighboring villages so as to provide employment opportunities to the local Mahila Self help Group.

The total grants released to the Village Panchayats under various categories during the last five years is ₹98473.19 lakh. 102 Village Panchayats have constructed the shades and remaining 89 Village Panchayats have identified the land for setting up of Material Recovery Facility (MRF).

Skilling, Reskilling & Upskilling

The Government has implemented PM Vishwakarma Yojana with an intension to boost moral and economic status of local artisans. Under the Scheme the artisans (Shramjeevi) practicing 18 notified trades shall benefit under the scheme. As on **December 2023**, 33000 Shramjeevis have been registered on the PM Vishwakarma portal. Goa has become the first State in the country to start training programmes for the Shramjeevis

Under Goa Chief Minister’s Apprenticeship Training Scheme, 8852 youth have been appointed as Apprentice in both the Government and private sector. This scheme aims to enhance the employability and achieve goal of Skilling, Re-skilling and Up-skilling of Goan youth.

Various new courses have been started in the ITIs across the State as per the present Industry needs.

Infrastructure Development

The New Zuari Bridge, which is Country's second largest cable stayed eight lane bridge is fully in operation since December 2023.

The Public Works Department has undertaken 97 civil projects in the current financial year. 161 projects were completed in 2022-23 which were initiated in 2021-22 and 87 works and 156 works were completed in 2023-24 which were initiated in 2022-23 and 2021-22 or prior respectively.

During the last five years upto December 2023, Goa State Infrastructure Development Corporation has completed 220 works amounting to Rs. 1100.09 crore.

National Cyclone Mitigation Project was completed in September 2023. This project has enhanced the State preparedness and developed cyclone resilient infrastructure and capacity building along the coastline of the State

Under Mhaji Bus scheme, 57 Nos. of private buses are hired by the state-run Kadamba Transport Corporation Limited (KTCL) and are operating on different routes in the State to improve efficiency in public transportation.

The Kadamba Transport Corporation Limited has earned Profit in the year 2022-23 of ₹ 589.02 lakh after incurring losses from 2016-17 to 2021-22. The last time the Corporation had earned profit was in the year 2015-16.

CHAPTER 2

DEMOGRAPHY

Introduction

The characteristics of a population can be viewed through the telescope of demography which covers all vital aspects of life such as gender, births, deaths, age, religion, caste, literacy, etc.

The Office of the Registrar General and Census Commissioner, India, under the Ministry of Home Affairs, Government of India, is vested with the responsibility of conducting the Census. The 15th population Census was conducted in the year 2011. However due to outbreak of Covid-19 pandemic, Census has not been conducted in the country in recent times. This chapter covers distribution of population by Taluka, age, gender, religion and caste, projected population, population density, households, sex ratio and literacy as per 2011 Census.

Distribution of Population

The State has been divided into two Districts, namely North Goa which comprises of 6 talukas and South Goa forming the remaining 5 talukas. Population of Goa as per 2011 Census stands at 14,58,545 of which 8,18,008 and 6,40,537 persons were enumerated in North Goa and South Goa Districts respectively. The population of Goa forms 0.12% of India's population as per 2011 Census. The population growth during the decade 2001-2011 works out to 8.23%.

The State, District and Taluka wise distribution of population is given in Table No. 2.1.

Salcete Taluka has the highest population accounting for 20.19% of the total population followed by Bardez

Taluka accounting for 16.28% while Canacona Taluka has the lowest population accounting for 3.10% of the total population as per 2011 Census.

Table No. 2.1
State/ District/ Taluka wise distribution of population.

| State/ District/ Taluka | Population | | | |
|-------------------------------|------------|--------|---------|--------|
| | Rural | Urban | Total | % |
| Goa | 551731 | 906814 | 1458545 | 100.00 |
| North Goa | 324927 | 493081 | 818008 | 56.08 |
| Pernem | 45681 | 30066 | 75747 | 5.19 |
| Bardez | 74321 | 163119 | 237440 | 16.28 |
| Bicholim | 55775 | 42180 | 97955 | 6.72 |
| Tiswadi | 37549 | 139670 | 177219 | 12.15 |
| Sattari | 49422 | 14395 | 63817 | 4.38 |
| Ponda | 62179 | 103651 | 165830 | 11.37 |
| South Goa | 226804 | 413733 | 640537 | 43.92 |
| Mormugao | 22232 | 132329 | 154561 | 10.60 |
| Salcete | 82000 | 212464 | 294464 | 20.19 |
| Quepem | 36234 | 44959 | 81193 | 5.57 |
| Sanguem | 53600 | 11547 | 65147 | 4.47 |
| Canacona | 32738 | 12434 | 45172 | 3.10 |

Source: Office of the Registrar General & Census Commissioner, India

Table No. 2.2 presents Decadal Growth of population from 1960-2011. The State has a total population of 14,58,545 as per 2011 Census which comprises of 7,39,140 (50.68%) males and 7,19,405 (49.32%) females. The State witnessed a huge jump in its decadal growth rate from 7.77 percent in 1960 to 34.77 percent in 1971. Thereafter in the subsequent Censuses the decadal

growth witnessed a reducing trend and in 2011 the decadal growth of the State's population stood at 8.23 percent.

Table No. 2.2
Year wise population and Decadal Growth 1960-2011.

| Year | Male | Female | Total | Decadal growth (%) |
|------|--------|--------|---------|--------------------|
| 1960 | 285625 | 304372 | 589997 | 7.77 |
| 1971 | 401362 | 393758 | 795120 | 34.77 |
| 1981 | 510152 | 497597 | 1007749 | 26.74 |
| 1991 | 594790 | 575003 | 1169793 | 16.08 |
| 2001 | 687248 | 660420 | 1347668 | 15.21 |
| 2011 | 739140 | 719405 | 1458545 | 8.23 |

Source: Office of the Registrar General & Census Commissioner, India

Table No. 2.3 presents the Age wise distribution of population by gender as per 2011 Census. About 21.8% of the population fall into 0-14 Age group, 25.9% fall in 15-29 Age group, 41.0% fall in 30-59 Age group, 11.2% fall in 60 and above Age group. Realizing the fact that youth forms the backbone of any economy, 25.9% of Goa's Population is youth i.e. aged 15 to 29 years.

Table No. 2.3
Distribution of Population by Age

| Age Range | Male | Female | Total |
|-----------|-------|--------|--------|
| < 4 | 52017 | 49186 | 101203 |
| 5-9 | 54672 | 51296 | 105968 |
| 10-14 | 57417 | 53572 | 110989 |
| 15-19 | 60075 | 53800 | 113875 |

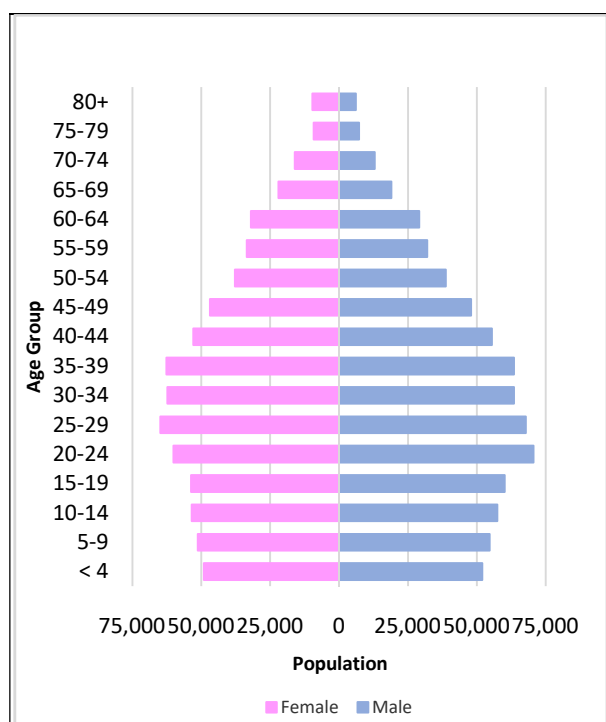
| | | | |
|----------------|-------|-------|--------|
| 20-24 | 70616 | 60129 | 130745 |
| 25-29 | 67744 | 64882 | 132626 |
| 30-34 | 63471 | 62388 | 125859 |
| 35-39 | 63541 | 62757 | 126298 |
| 40-44 | 55504 | 53008 | 108512 |
| 45-49 | 47867 | 46869 | 94736 |
| 50-54 | 38782 | 37810 | 76592 |
| 55-59 | 32021 | 33532 | 65553 |
| 60-64 | 29100 | 32004 | 61104 |
| 65-69 | 19005 | 22014 | 41019 |
| 70-74 | 12890 | 16165 | 29055 |
| 75-79 | 7228 | 9308 | 16536 |
| 80+ | 6092 | 9689 | 15781 |
| Age Not Stated | 1098 | 996 | 2094 |

Source: Office of the Registrar General & Census Commissioner, India

It is observed from Chart No. 2.1, base of the population pyramid is becoming narrow indicating decline in proportion of population aged under 15 year while the greater proportion of youth at present will result in a greater proportion of elderly in the population in future.

This will create a demand for better health care facilities and development of welfare schemes/ programmes for elderly people.

Chart No. 2.1
Age Wise Distribution of Population by Gender



Source: Office of the Registrar General & Census Commissioner, India

As can be seen from Table No. 2.4, there are 194 villages in North Goa of which 188 are inhabited whereas 132 Villages are inhabited out of 140 villages in South Goa. Sattari Taluka in North Goa has the highest number of villages followed by Sanguem Taluka in South Goa District. There are 47 Towns in North Goa and 23 Towns in South Goa.

Table No. 2.4
Composition of Inhabited Villages and No. of Towns

| District/ Taluka | No. of Villages | | Number of Towns |
|---------------------|-----------------|-----------|--------------------|
| | Total | Inhabited | |
| North Goa | | | |
| Pernem | 23 | 23 | 5 |
| Bardez | 28 | 28 | 16 |
| Tiswadi | 22 | 22 | 10 |
| Bicholim | 22 | 22 | 4 |
| Sattari | 77 | 71 | 2 |
| Ponda | 22 | 22 | 10 |
| Total | 194 | 188 | 47 |
| South Goa | | | |

| | | | |
|-----------------|------------|------------|-----------|
| Mormugao | 15 | 14 | 4 |
| Salcete | 31 | 31 | 13 |
| Quepem | 35 | 35 | 3 |
| Sanguem | 51 | 45 | 2 |
| Canacona | 8 | 7 | 1 |
| Total | 140 | 132 | 23 |

Source: District Census Handbook, Census Operation Goa

Projected Population

It is observed from Table No. 2.5, that projected population of the State for the year 2024 is expected to be approximate 15,87,000 as per the Population Projections figures released by the National Commission on Population, Ministry of Health & Family Welfare, New Delhi. Population growth has been slowing down from an average annual growth rate of 3.5% in 1971 to 0.4% in 2024 which is projected to further remain flat at an average annual growth rate of 0.4% till 2036. Projected population for the State of Goa for the period from 2012 to 2024 is given in Annexure – 1.

Table No. 2.5
Projected Population of Goa from 2012 – 2024
(‘000)

| Year | Male | Female | Total |
|------|------|--------|-------|
| 2012 | 747 | 728 | 1475 |
| 2013 | 752 | 734 | 1486 |
| 2014 | 757 | 740 | 1497 |
| 2015 | 762 | 745 | 1507 |
| 2016 | 767 | 750 | 1517 |
| 2017 | 771 | 755 | 1526 |
| 2018 | 776 | 760 | 1536 |
| 2019 | 780 | 766 | 1546 |
| 2020 | 784 | 771 | 1555 |
| 2021 | 788 | 775 | 1563 |
| 2022 | 792 | 779 | 1571 |
| 2023 | 796 | 784 | 1580 |
| 2024 | 799 | 788 | 1587 |

Source: National Commission on Population, Ministry of Health and Family welfare, Nirmal Bhawan, New Delhi.

Population Density

Population Density is defined as the number of persons per square kilometer of area and is arrived at by dividing the population by its area. Population density helps to identify the areas of varying population concentration and its pressure on land, which is affected by population growth while the area remaining constant.

The population density of Goa as per 2011 Census is 394 persons per sq.km. which is higher than the national average of 382. The population density has increased from 364 persons per sq.km. in 2001 to 394 persons per sq.km. in 2011. The population density of North Goa is higher than the South Goa. Mormugao Taluka (1391) has the highest population density followed by Salcete Taluka (1309) and Tiswadi Taluka (1266) while Sanguem Taluka (74) has the lowest population density followed by Sattari Taluka (132) and Canacona Taluka (135). State, District and Taluka wise population density is given in Table No. 2.6

Table No. 2.6
State/ District/ Taluka wise Population Density
as per 2011 Census

| State/ District/ Taluka | Area (sq.km.) | Populat- ion | Popula- tion Density |
|-------------------------------|------------------|-----------------|----------------------------|
| Goa | 3702.00 | 1458545 | 394 |
| North Goa | 1736.00 | 818008 | 471 |
| Pernem | 249.17 | 75747 | 304 |
| Bardez | 252.65 | 237440 | 940 |
| Tiswadi | 139.94 | 177219 | 1266 |
| Bicholim | 209.59 | 97955 | 467 |
| Sattari | 483.47 | 63817 | 132 |
| Ponda | 287.62 | 165830 | 577 |
| South Goa | 1966.00 | 640537 | 326 |
| Mormugao | 111.12 | 154561 | 1391 |

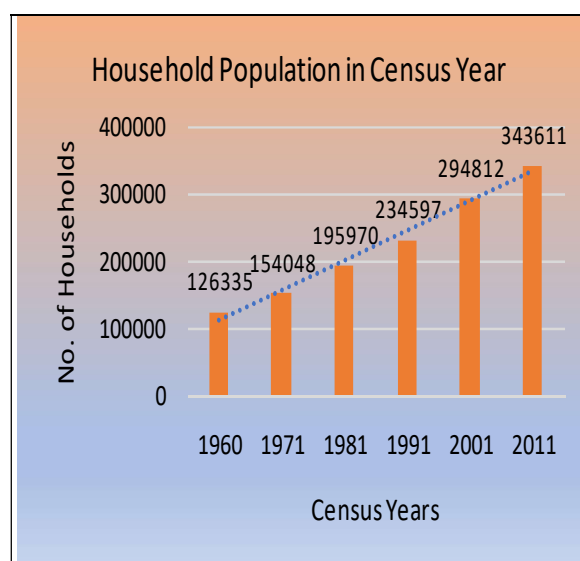
| | | | |
|----------|--------|--------|------|
| Salcete | 225.01 | 294464 | 1309 |
| Quepem | 281.54 | 81193 | 288 |
| Sanguem | 883.54 | 65147 | 74 |
| Canacona | 334.34 | 45172 | 135 |

Source: District Census Handbook, Census Operation Goa

Households Population

As per 2011 Census, there are total 3,43,611 households in the State, i.e. 1,91,766 (55.81%) households in North Goa and 1,51,845 (44.19%) households in South Goa. During the year 2001, number of households were reported to be 2,94,812 which grew by 16.55 percent during 2011 Census. Census wise household distribution since 1960 to 2011 is given in Chart No. 2.2.

Chart No. 2.2
Household population since 1960 to 2011



Source: Office of the Directorate of Census Operations, Goa

As can be seen from Chart No. 2.2, during 1960 Census, there were 1,26,335 households in the State, which increased to 3,43,611 during 2011. 2,17,276 new households were enumerated during the period from 1960 to 2011, there by registering a growth of 172%.

Distribution of Population by Religion

Religion is an important and one of the basic cultural characteristics of a population. Religion forms an integral part of the Indian Social System. The data on religion has been presented for three major religions, viz. Hindus, Muslims, Christians. Besides, the minor religions have been classified under the category of Others. Religion wise distribution of population as per 2011 Census is given in Table No. 2.7. It is seen from the Table No. 2.7, that percentage share of Hindus is 66.08% followed by Christians i.e. 25.10% and Muslims population share is 8.33% whereas other minority Religions such as Sikh, Buddhist, Jain and others contribute to remaining 0.49%.

Table No. 2.7
Religion wise distribution of population, 2011

| Religion | North Goa | South Goa | Goa | % |
|------------|-----------|-----------|---------|--------|
| Hindu | 622213 | 341664 | 963877 | 66.08 |
| Muslims | 57941 | 63623 | 121564 | 8.33 |
| Christians | 134169 | 231961 | 366130 | 25.10 |
| Others | 3685 | 3289 | 6974 | 0.49 |
| Total | 818008 | 640537 | 1458545 | 100.00 |

Source: District Census Handbook, Census Operation, Goa

Table No.2.8 presents, religion wise percentage of population in the state since 1960 to 2011. The population of Hindus increased to 66.08% in 2011 from 59.92% during 1960 while Christian population has decreased considerably to 25.10% in 2011 from 38.07% during 1960. Population of Muslim has increased significantly to 8.33% in 2011 from 1.95% during 1960.

Table No. 2.8
Population by Religious Community in Goa since 1960 to 2011

(in Percent)

| Year | Hindu | Christian | Muslim | Others |
|------|-------|-----------|--------|--------|
| 1960 | 59.92 | 38.07 | 1.95 | 0.06 |
| 1971 | 62.43 | 33.97 | 3.33 | 0.27 |
| 1981 | 64.2 | 31.35 | 4.1 | 0.35 |
| 1991 | 64.68 | 29.85 | 5.25 | 0.21 |
| 2001 | 65.78 | 26.68 | 6.84 | 0.69 |
| 2011 | 66.08 | 25.1 | 8.33 | 0.48 |

Source: Office of the Registrar General & Census Commissioner, India

Scheduled Castes (SC) & Scheduled Tribes (ST) Population

As can be seen from Table No. 2.9, there are 25,449 persons belonging to Scheduled Caste, of which 17,606 are in North Goa and 7,843 in South Goa. Bardez Taluka in the North Goa is highly populated with Scheduled Caste, followed by Tiswadi and Pernem Taluka. Similarly, Salcete Taluka in the South Goa has more Scheduled Caste population followed by Mormugao and Quepem Taluka as per 2011 Census. There was a little growth in the Scheduled Caste population during the 1981 to 2011 Census.

Table No. 2.9
Scheduled Caste Population

| State/ District/ Taluka | 1981 | 1991 | 2001 | 2011 |
|-------------------------------|-------|-------|-------|-------|
| Goa | 20619 | 24364 | 23791 | 25449 |
| North Goa | 13498 | 16560 | 17083 | 17606 |
| Pernem | 2399 | 2923 | 3000 | 3070 |
| Bardez | 4525 | 5499 | 5972 | 5933 |
| Tiswadi | 2351 | 3350 | 2963 | 3209 |
| Bicholim | 2014 | 2163 | 2208 | 2264 |
| Sattari | 948 | 1075 | 1184 | 1205 |
| Ponda | 1261 | 1550 | 1756 | 1925 |
| South Goa | 7121 | 7804 | 6708 | 7843 |
| Mormugao | 2599 | 3200 | 1877 | 2566 |
| Salcete | 2541 | 2426 | 3107 | 3443 |
| Quepem | 642 | 862 | 625 | 931 |
| Sanguem | 1131 | 1082 | 867 | 730 |
| Canacona | 208 | 234 | 232 | 173 |

Source: Office of the Registrar General & Census Commissioner, India

As can be seen from Table No. 2.10, the Scheduled Tribe population registered a huge increase in its population from 566 persons in 2001 to 1,49,275 persons in 2011. A tremendous surge in the Scheduled Tribe population is credited due to addition of three communities from the other backward classes viz. Kunbi, Velip and Gawda into ST category. Scheduled Tribe population is more intense in South Goa as compared to North Goa as per 2011 Census.

Table No. 2.10
Scheduled Tribe Population

| State/ District/ Taluka | 1981 | 1991 | 2001 | 2011 |
|-------------------------------|------|------|------|--------|
| Goa | 690 | 376 | 566 | 149275 |
| North Goa | 140 | 150 | 281 | 56606 |
| Pernem | 0 | 1 | 64 | 46 |
| Bardez | 47 | 32 | 119 | 1654 |
| Tiswadi | 40 | 37 | 42 | 18785 |
| Bicholim | 31 | 55 | 36 | 4492 |
| Sattari | 4 | 6 | 4 | 4030 |
| Ponda | 18 | 19 | 16 | 27599 |
| South Goa | 550 | 226 | 285 | 92669 |
| Mormugao | 84 | 82 | 91 | 6870 |
| Salcete | 209 | 110 | 144 | 32562 |
| Quepem | 173 | 2 | 9 | 25290 |
| Sanguem | 82 | 32 | 13 | 14290 |
| Canacona | 2 | 0 | 28 | 13657 |

Source: Office of the Registrar General & Census Commissioner, India

Sex Ratio

Sex ratio is described as the number of females per 1000 males. Sex ratio is a valuable source for finding the ratio of women to that of men.

The State has a total population of 14,58,545 persons which comprise of 7,39,140 (50.68%) males and 7,19,405 (49.32%) females, indicating a sex ratio of 973 females per thousand males. The sex ratio of the State is above the National average sex ratio of 943 females per thousand males. Sex ratio

in the State since the year 1960 till 2011 is given in Table No. 2.11.

Table No. 2.11
Sex Ratio of the state since 1960 to 2011

| Sr. No. | Census Year | Sex Ratio (Number of Females per thousand males) | | |
|---------|-------------|---|-----------|------|
| | | North Goa | South Goa | Goa |
| 1 | 1960 | 1083 | 1041 | 1066 |
| 2 | 1971 | 998 | 959 | 981 |
| 3 | 1981 | 979 | 971 | 975 |
| 4 | 1991 | 963 | 971 | 967 |
| 5 | 2001 | 953 | 972 | 960 |
| 6 | 2011 | 963 | 986 | 973 |

Source: Office of the Registrar General & Census Commissioner, India

Chief Registrar of Births & Deaths (CRBD).

Population of a place undergo variations over a period of time. The change may be in the form of increase or decrease in total population which may be due to births and deaths. The Director, Directorate of Planning, Statistics and Evaluation, has been appointed as the State Chief Registrar of Births & Deaths (CRBD) by the State Government. The CRBD is responsible to supervise the work of Births & Deaths registration across the State of Goa, issue suitable instructions to all registration functionaries in the State and to co-ordinate the Births & Deaths related activities. Every birth and death occurring in the State of Goa are registered.

Table No. 2.12 presents Natural increase in population for the last 5 years from the year 2018 to 2022. Year wise Natural increase in population shows decreasing trend. Higher number of deaths in the year 2021 can be attributed to Covid-19 pandemic.

Table No. 2.12
Natural increase in population

| Year | Births | Deaths | Natural Increase in Population |
|------|--------|--------|--------------------------------|
| 2018 | 20436 | 13072 | 7364 |
| 2019 | 19736 | 13851 | 5885 |
| 2020 | 18316 | 14601 | 3715 |
| 2021 | 15393 | 18337 | -2944 |
| 2022 | 17326 | 14990 | 2336 |

Source: Office of the Chief Registrar of Birth & Death, Directorate of Planning, Statistics & Evaluation

Births by Birth Order

The birth order of a Child refers to rank of the Child among his or her siblings where older (earlier-born) siblings are ranked higher. Year wise trend of birth by birth order is given in Table No. 2.13.

As can be seen from the Table No. 2.13, birth by 3rd order is less than 2nd order and birth by 2nd order is less than 1st order. The proportion of birth by 3rd order to birth by 1st and 2nd is very low, is an indication of a developed society.

Table No. 2.13
Year wise Birth by Birth Order

| Year | Birth Order | | |
|------|-------------|------|------|
| | 1st | 2nd | 3rd |
| 2018 | 9887 | 7526 | 2315 |
| 2019 | 9593 | 7329 | 2200 |
| 2020 | 8855 | 6806 | 1905 |
| 2021 | 7248 | 5941 | 1593 |
| 2022 | 8499 | 6509 | 1785 |

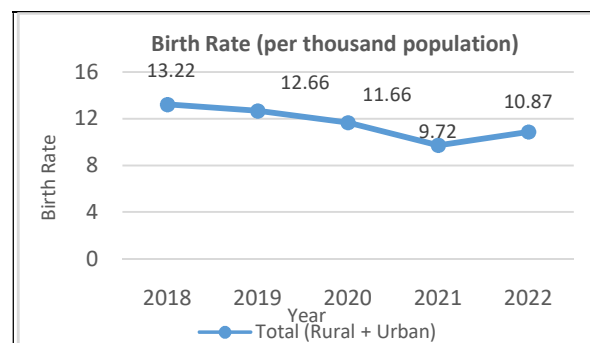
Source: Office of the Chief Registrar of Birth & Death, Directorate of Planning, Statistics & Evaluation

Birth Rate

Birth Rate is an important component of population growth in the country. Birth rate indicates the number of live births occurring during the year per thousand population estimated at mid-year. The birth rate in the State during the year 2021 was reported to be 9.72 per

thousand population, however it has shown an increase during the year 2022 and stood at 10.87 per thousand population.

Chart No. 2.3
Birth Rate

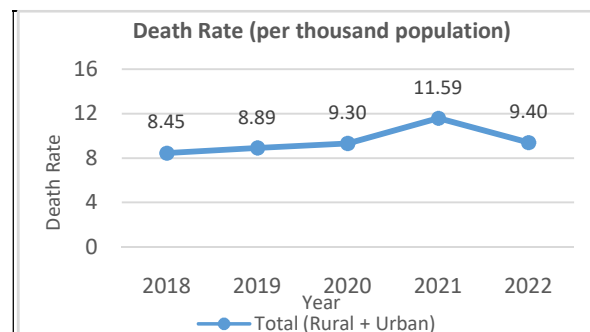


Source: Office of the Chief Registrar of Birth & Death, Directorate of Planning, Statistics & Evaluation

Death Rate

The death rate in the State worked out to be 11.59 per thousand population during the year 2021, however it showed a decrease during the year 2022 and stood at 9.4 per thousand population.

Chart No. 2.4
Death Rate



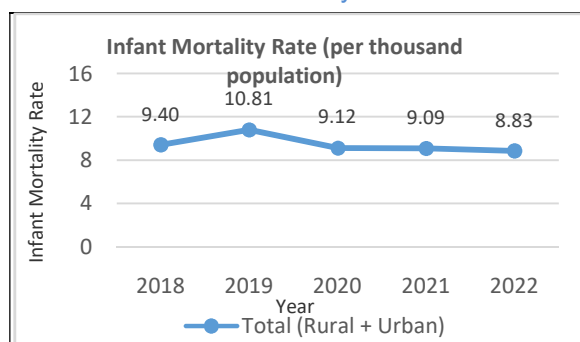
Source: Office of the Chief Registrar of Birth & Death, Directorate of Planning, Statistics & Evaluation

Infant Mortality Rate

Infant Mortality Rate refers to death of children less than one year of age per thousand live births in a given year.

The Infant Mortality Rate of Goa improved in 2022, as the State recorded 8.83 infant deaths per thousand live births, as against the 9.09 infant deaths per thousand live births in the year 2021.

Chart No. 2.5
Infant Mortality Rate

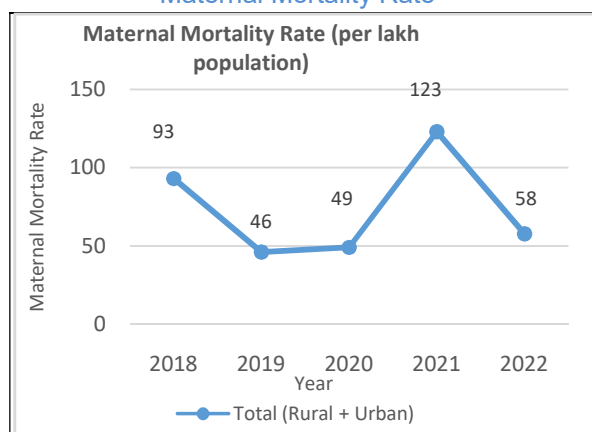


Source: Office of the Chief Registrar of Birth & Death, Directorate of Planning, Statistics & Evaluation

Maternal Mortality Rate (MMR)

Maternal Mortality Rate refers to the deaths of women due to complications from pregnancy or child birth. There is a decrease in the MMR during the year 2022 as compared to year 2021. The MMR of Goa during the year 2022 is 57.72 per 1,00,000 live Births as compared to 123 per 1,00,000 live Births during the year 2021.

Chart No. 2.6
Maternal Mortality Rate



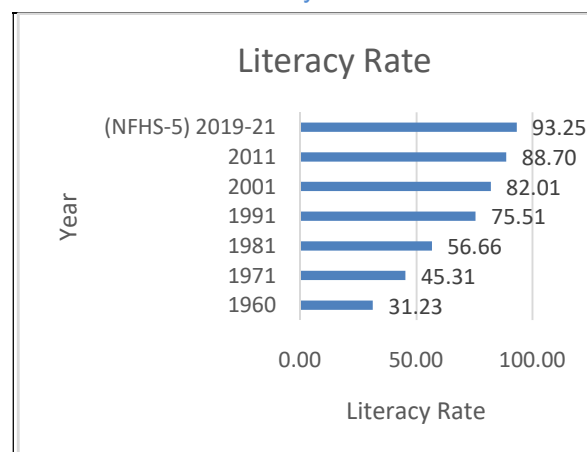
Source: Office of the Chief Registrar of Birth & Death, Directorate of Planning, Statistics & Evaluation

Literacy Rate

The literacy rate refers to the percentage of the population of a certain age group who can read and write. For the purpose of Census, a person aged 7 years and above who can both read and write with understanding in any language is treated as literate. As per 2011 Census, number of literates in Goa

is reported to be 11,65,487 of which 6,15,823 are males and 5,49,664 are females.

Chart No. 2.7
Literacy Rate



Source: Office of the Registrar General & Census Commissioner, India

Note: Literacy rate for the year 2019-21 is taken from NFHS-5

As can be seen from Chart No. 2.7, during 2001 Census, literacy rate of the State was 82.01% which has increased significantly to 88.70% during 2011 Census showing an increase of 6.69% during the decade. The National Family Health Survey (NFHS-5) conducted during 2019-21 has recorded 93.25 percent literate in the State.

Highlights:

- The State has a total population of 14,58,545 as per 2011 Census which comprises of 7,39,140 (50.68%) males and 7,19,405 (49.32%) females.
- Population of North Goa is higher than South Goa. Population of the State is growing at the rate of 0.82% per year as per 2011 Census.
- The sex ratio of the State is 973 females per thousand males which is above the National average of 943 females per thousand males.
- The population density of Goa as per 2011 Census is 394 persons per Sq.km. which is higher than the

national average of 382 persons per Sq.km.

- Out of 194 villages in North Goa, 188 villages are inhabited and out of 140 villages in South Goa, 132 villages are inhabited. There are 47 Towns in North Goa and 23 Towns in South Goa.
- As per 2011 Census, there are 3,43,611 households in the State, i.e. 1,91,766 (55.81%) households in North Goa and 1,51,845 (44.19%) households in South Goa. Households in the State are showing significant increase from 1960 to 2011 Census, there by registering a growth of 172%.
- Major religion in the State is Hindu which constitute 66.08% of total population followed by Christians with 25.10% and Muslims with 8.33% whereas other minority Religions contribute to 0.49% in total.
- As per 2011 Census, number of literates in Goa is reported to be 11,65,487 of which 6,15,823 are males and 5,49,664 are females. The total literacy rate of the State works out be 88.70%. Goa stands at 4th position in respect to literacy in the country. The National Family Health Survey (NFHS-5) 2019-21, has recorded 93.25 percent literates in the State.
- The Birth rate in the State during the year 2021 was reported to be 9.72 per thousand population which has increased to 10.87 per thousand population during the year 2022.
- The Death rate in the State during the year 2021 was reported to be 11.59 per thousand population which has decreased to 9.4 per thousand population during the year 2022.
- The Infant Mortality Rate of the State is showing a decreasing trend. The State recorded 8.83 infant deaths per thousand live births in the year 2022, as compared to 9.09 infant deaths per thousand live births in the year 2021.
- The Maternal Mortality Rate (MMR) of Goa during the year 2022 is 57.72 per 1,00,000 live Births as compared to 123 per 1,00,000 live Births during the year 2021 which shows a decrease during the year 2022 as compared to year 2021.
- Total fertility rate as per National Family Health Survey 2015-16 (NFHS-4) conducted by Ministry of Health and Family Welfare is 1.7 which has decreased to 1.3 as per NFHS-5, 2019-20.

CHAPTER 3

STATE INCOME

Introduction

The Gross State Domestic Product (GSDP), commonly referred as State Income, measures the value of the all goods and services produced in an economy within the geographical boundaries of the State, in monetary terms during a fiscal year, without duplication. It provides a comprehensive, conceptual and accounting frame work for analyzing and evaluating the performance of an economy.

State Income is one of the important indicators used to assess the economic health of the State. The estimates of State Domestic Product over a period, depict the extent and direction of changes in the level of economic development of the State.

The structure of economic activities change over time due to changes in structure of production and demand in the economy. On the production side, the production patterns change with the advancement in technology and innovations in the system and in the process some production becomes obsolete while other production comes in vogue. On demand side too, the consumption pattern changes over time.

Analysis of the State Income estimates by Sectors, helps to locate the zones of weakness or stagnation of a certain economy and thereby helps in formulating appropriate plans to overcome it.

The changes in relative prices stimulate changes in the consumption and production choices. Therefore, to account for these structural changes and to update the prices, re-basing exercise is needed after a certain period. The exercise of re-basing National Accounts brings up a fresh lot of information about the changes in the economic structure of the State, along with switching over to new base prices. This also helps in judging the size of the economy, correction of biases and looking afresh at the relative importance of sectors in the economy. The National Statistics Office (NSO), Ministry of Statistics and Programme Implementation, Government of India revises the base year of the national accounts periodically to account for the structural changes in the economy.

The NSO has revised the base year of the national accounts from 2004-05 to 2011-12, revised the methodology of compilation and included new and recent data sources. It also brings up some change in the methods of evaluation and the approaches in accounting economic activities, introduces new concepts and incorporates new classifications.

In the revised series, Gross Value Added (GVA) at basic prices can be referred to as GVA at producer's price and GDP at market price as GDP at buyer's price. Estimates of GVA at factor cost (earlier called GDP at factor cost) can be compiled by using the estimates of GVA at basic prices and production taxes less subsidies. It would affect the size of GVA as compared to

GDP at factor cost, which may be different for different sectors. GDP at market prices, which is henceforth referred as GDP, can be computed by adding net of product taxes and product subsidies to GVA at basic prices.

Gross Value Added (GVA) at basic prices = compensation of employees + operating surplus/mixed income + consumption of fixed capital (CFC) or depreciation + production taxes - production subsidies.

GVA at factor cost (earlier referred to as GDP at factor cost) = GVA at basic prices + production taxes - production subsidies.

Gross Domestic Product (GDP) = Σ GVA at basic prices + product taxes - product subsidies.

Gross State Domestic Product (State Income) estimates have undergone a significant change with respect to the shift in the base year from 2004-05 to 2011-12 following the method adopted by the National Statistics Office. As such, statistical comparisons between the old and new base year cannot be drawn for GSDP from 2011-12 onwards. The methodology for compilation of the GSDP in the revised base year i.e. 2011-12 is given in Box 3.1.

Box 3.1

Methodology for compilation of the GSDP in the revised base year

1. The estimates of GVA, prepared at factor cost in the earlier series, are presently being prepared at Market Prices in the new series.
2. Enterprise approach has replaced Establishment approach in the Annual Survey of Industries (ASI) from 2012-13 and post manufacturing activity has also been included in the estimation of GVA. $\text{GSDP (GSDP at Market Prices)} = \text{Gross State Value Added at Basic Prices} + \text{Product Taxes} - \text{Product Subsidies}$
3. In the new series, MCA -21 (Ministry of Corporate Affairs) data has been involved in the estimation of Private Corporate Sector GVA.
4. The estimates of Computer related services was based on the proportion of private corporate workforce as revealed from Employment and

Unemployment Survey of NSSO in the 2004-05 series. However, in the 2011-12 series these allocations are based on the proportion of software exports made by the State.

5. Similarly, in manufacturing sector, All India Corporate estimates are allocated to the States based on State ASI ratios.
6. In the new series, the estimates of Agriculture and Livestock sector, Trade, Hotel and Restaurants sector are calculated separately. Transport sector estimates have been individualized as Road Transport, Water Transport, Air Transport and Services Incidental to Transport.
7. Further, the following results of latest surveys and censuses have also been incorporated
Population Census, 2011; All India Livestock Census, 2012; NSS 68th round (2011-12) – Survey on Employment & Unemployment and Household Consumption Expenditure:
i) NSS 67th round (2010-11) - Survey on Unincorporated Non-agricultural Enterprises;
ii) NSS 70th round (2013) - All India Debt and Investment Survey and Situation Assessment Survey.

The methodological changes include change in approach, better coverage, use of new valuation methods and introduction of new concepts. Some of them are as follows:

- The shift from Establishment approach to Enterprise approach: The Establishment approach used in Annual Survey of Industries (ASI) did not capture the activities of units other than manufacturing. However, an enterprise along with its manufacturing activities is also engaged in activities other than manufacturing such as ancillary activities etc. In the new approach, the activities of a manufacturing company other than manufacturing are accounted in manufacturing sector only. These changes possibly have increased the coverage of the registered sector of manufacturing.
- Incorporation of the findings of NSSO Surveys: The details of new National Sample Surveys (NSS) viz. unorganized Enterprises Survey 2010-11 and Employment & Unemployment Survey 2011-12 are

now available and therefore incorporated in the new series. The updates are an improvement representing the activities in the unorganized manufacturing sector.

- The change in Labour Input Method: The new series has switched over to “Effective Labour Input Method” for Unincorporated Manufacturing and Services Enterprises. The earlier method had assigned equal weights to all types of workers, while the new method assigns different weights for workers as per their productivity.
- The inclusion of production tax less subsidies: The net production tax and production subsidies is positive in ‘manufacturing’, whereas it is inter-alia negative in ‘agriculture and allied’ and ‘electricity, gas etc’. Therefore, the positive net production tax would increase the size of GVA in the sector in absolute terms and relative to other sectors. Moreover, any change, including change in policies, alters the lump-sum production tax and subsidies, it may also reflect in the growth rates in the sector.

To summarize, it can be concluded that, the vast difference in the new series’ figures is not just because of updating of the database or change in methodology but also because of the change in data sources. The new GDP numbers will be liable to change in the future, based on change in the base year of Index of Industrial Production (IIP), Wholesale Price Index (WPI) and Consumer Price Index (CPI) series. These are important indices which play a pivotal role when computing GDP at Constant and Current Prices. Based on revisions of base year of these indices, GDP growth rates may change.

Quick Estimates of Gross State Domestic Product (GSDP) and Net State Domestic Product (NSDP) for the year 2022-23

The Quick Estimates of Gross State Domestic Product (GSDP) and Net State Domestic Product (NSDP) at Current and Constant Prices (2011-12) for the year 2022-23 (Q) are given in Table No. 3.1.

Table No. 3.1
Quick Estimates of Gross State Domestic Product and Net State Domestic Product for the year 2022-23

(₹in crore)

| Item | GSDP | NSDP |
|---------------------------|----------|----------|
| Current Prices | 93672.38 | 83711.36 |
| Constant Prices (2011-12) | 59866.75 | 52425.76 |

Gross State Domestic Product (GSDP) at Current Prices

The GSDP at Current Prices for the year 2022-23 (Quick Estimates) is ₹93672.38 crore as against ₹ 84266.24 crore (Provisional) for the year 2021-22 thereby registering a growth of 11.16 per cent for the year 2022-23. Sector and sub-sector wise composition of GSDP at Current Prices for the period from 2018-19 to 2022-23 (Q) is given in Annexure - 2.

As per the Advance Estimates (AE), the anticipated GSDP at Current Market Prices in the State during 2023-24 is expected to reach ₹ 106532.57 crore with a 13.73 percent growth.

The growth rates of GSDP and GDP at Current Prices from 2018-19 to 2022-23 are presented in Table No. 3.2.

Table No.3.2

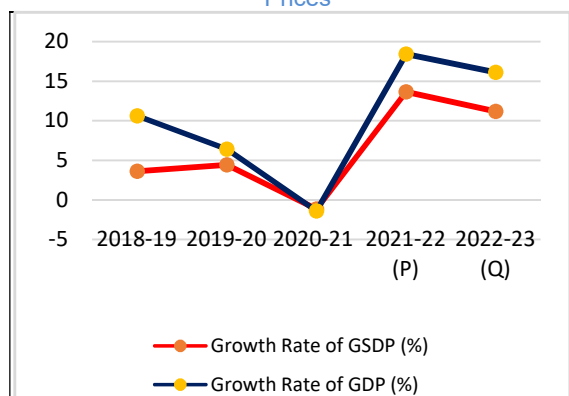
Annual Growth Rate of GSDP and GDP at Current Prices

| Year | GSDP (₹ crore) | Growth Rate of GSDP (%) | GDP (₹ crore) | Growth Rate of GDP (%) |
|-------------|----------------|-------------------------|---------------|------------------------|
| 2018-19 | 71853.34 | 3.61 | 18899668 | 10.60 |
| 2019-20 | 75032.09 | 4.42 | 20103593 | 6.40 |
| 2020-21 | 74157.92 | -1.17 | 19829927 | -1.40 |
| 2021-22 (P) | 84266.24 | 13.63 | 23471012 | 18.40 |
| 2022-23 (Q) | 93672.38 | 11.16 | 27240712 | 16.10 |

GDP- Gross Domestic Product of the country, P- Provisional Estimates, Q-Quick Estimates

Source: 1. Directorate of Planning, Statistics and Evaluation, Government of Goa
2. National Statistics Office, Government of India.

Graph No. 3.1
Annual Growth Rate of GSDP & GDP at Current Prices



The Quick Estimates of sector-wise percentage distribution of GSDP at Current Prices for the year 2022-23 reveal that, Primary Sector accounts for 6.41 per cent, Secondary Sector 51.97 per cent and tertiary sector 41.62 per cent of the GSDP.

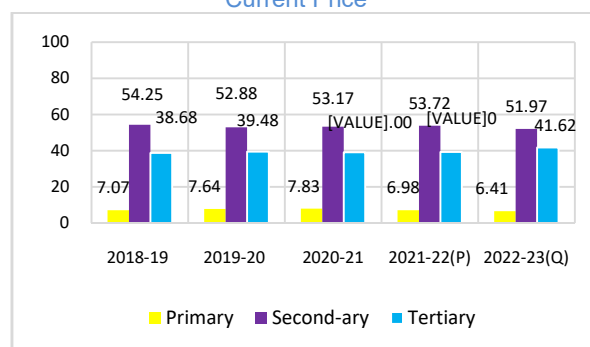
The sector-wise composition of GSDP at Current Prices from 2018-19 to 2022-23 (Quick Estimates) is given in Table No.3.3.

Table No. 3.3
Sector wise Percentage Composition of GSDP at Current Prices

| Sector | 2018-19 | 2019-20 | 2020-21 | 2021-22(P) | 2022-23(Q) |
|-----------|---------|---------|---------|------------|------------|
| Primary | 7.07 | 7.64 | 7.83 | 6.98 | 6.41 |
| Secondary | 54.25 | 52.88 | 53.17 | 53.72 | 51.97 |
| Tertiary | 38.68 | 39.48 | 39.00 | 39.30 | 41.62 |
| Total | 100.00 | 100.00 | 100.00 | 100.00 | 100.00 |

Graph No. 3.2

Sector wise percentage composition of GSDP at Current Price



It can be seen from the above table, that the contribution of the Primary Sector witnessed an increase of 7.64 per cent in 2019-20 and 7.83 per cent in 2020-21. However, the contribution decreased to 6.98 per cent in 2021-22 and in 2022-23(Q) it is expected to drop further down to 6.41 percent.

The contribution of Secondary Sector to GSDP which accounted for around 54.25 per cent in 2018-19 witnessed downward trend in 2019-20 of 52.88 percent but increased to 53.17 percent in 2020-21 and 53.72 in 2021-22. In 2022-23 (Q) the contribution of Secondary Sector was on lower side of 51.97 per cent.

Sector-wise percentage distribution of GSVA at Current Prices and the percentage growth over the previous year in respect of GSDP at Current

Prices during the period from 2018-19 to 2022-23 (Q) are given in Annexure – 4 and Annexure - 6 respectively.

It is observed from Annexure-6, that during the year 2020-21, the State witnessed a negative growth rate of (-) 0.62 percent in the tertiary sector. The sudden decline of (-) 1.17 per cent in GSDP at Current Prices was due to outbreak of Covid-19 pandemic in 2020-21 which led to a total lockdown in the Country. The GSDP at Current Prices for the year 2021-22 shows a positive growth of 13.63 per cent and in 2022-23 (Q), it is estimated to register a growth of 11.16 per cent.

2022-23 (Q) is estimated at ₹ 59866.75 crore as against ₹ 55342.45 crore during the year 2021-22 (P) thereby reflecting a growth of 8.18 percent in 2022-23 (Q) as against 5.35 percent in 2021-22 (P).

There is a possibility of the growth rate being revised in subsequent revisions carried out. The growth rates of GSDP and GDP at Constant Prices (2011-12) from 2018-19 to 2022-23 (Q) are presented in Table No. 3.5.

Table No. 3.4
Broad Sector wise GSDP at Current Prices

| Sector | ₹ in crore, Growth Rate in per cent | | | | |
|-----------------------|-------------------------------------|----------|----------|-------------|------------|
| | 2018-19 | 2019-20 | 2020-21 | 2021-22 (P) | 2022-23(Q) |
| Primary | 4550.36 | 5182.72 | 5343.80 | 5352.72 | 5492.63 |
| | -15.97 | 13.90 | 3.11 | 0.17 | 2.61 |
| Secondary | 34950.68 | 35883.38 | 36293.13 | 41219.08 | 44528.09 |
| | 7.81 | 2.67 | 1.14 | 13.57 | 8.03 |
| Tertiary | 24921.22 | 26788.62 | 26622.77 | 30153.99 | 35657.92 |
| | 5.50 | 7.49 | -0.62 | 13.26 | 18.25 |
| Taxes on Products | 7696.35 | 7447.22 | 6305.57 | 8076.01 | 8263.59 |
| Subsidies on products | 265.28 | 269.85 | 407.35 | 535.57 | 269.85 |
| Total | 71853.34 | 75032.09 | 74157.92 | 84266.24 | 93672.38 |
| | 3.61 | 4.42 | -1.17 | 13.63 | 11.16 |

Source: Directorate of Planning, Statistics and Evaluation,
Government of Goa

Sector-wise growth of GSDP at Current Prices is given in Table No. 3.4. As per the Quick Estimates for the year 2022-23, primary and secondary sectors registered a growth of 2.61 percent and 8.03 percent respectively over the previous year while tertiary sector registered a growth of 18.25 percent.

Gross State Domestic Product at Constant Prices (2011-12)

The GSDP for the State of Goa at Constant Prices (2011-12) for the year

From the table it is seen that the growth rate in GSDP increased from 0.78 percent in 2018-19 to (-) 4.16 percent in 2020-21. However, the growth rate for the year 2021-22 and 2022-23 (Q) rose to 5.35 percent and 8.18 percent respectively.

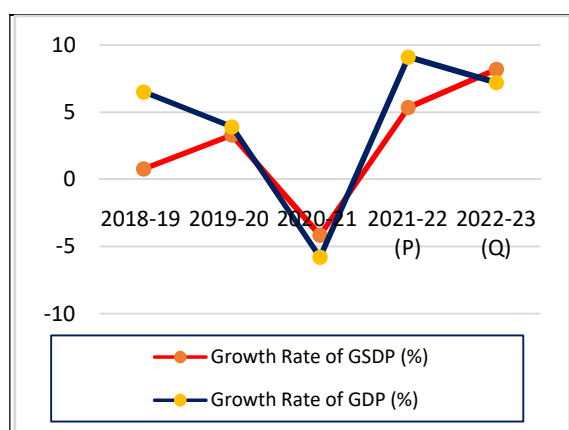
Sector and sub-sector wise GSDP at Constant Prices (2011-12) is given in Annexure - 3.

Table No. 3.5
Annual Growth Rate of GSDP and GDP
at Constant (2011-12) Prices

| Year | GSDP (₹ crore) | Growth Rate of GSDP (%) | GDP (National) (₹ crore) | Growth Rate of GDP (%) |
|-------------|-------------------|----------------------------------|--------------------------------|---------------------------------|
| 2018-19 | 53063.01 | 0.78 | 13992914 | 6.50 |
| 2019-20 | 54811.54 | 3.30 | 145346.41 | 3.90 |
| 2020-21 | 52533.64 | -4.16 | 136871.18 | -5.83 |
| 2021-22 (P) | 55342.45 | 5.35 | 149258.40 | 9.10 |
| 2022-23 (Q) | 59866.75 | 8.18 | 160064.25 | 7.20 |

Source: 1. Directorate of Planning, Statistics & Evaluation, Government of Goa
2. National Statistics Office, Government of India.

Graph No. 3.3
Annual Growth Rate of GSDP & GDP at Constant
Prices



Sectoral Composition

The sector-wise composition of GSDP at Constant Prices (2011-12) from 2018-19 to 2022-23 (Q) is given in Table No. 3.6. During the year 2022-23 (Q), primary sector accounted for 5.51 per cent, secondary sector for 57.72 per cent and tertiary sector accounted for 36.77 per cent.

The Primary Sector which accounted for 5.55 per cent during the year 2018-19 increased to 5.70 per cent during the year 2019-20. However, during the year 2020-21 & 2021-22 the contribution

dropped to 5.62 percent & 5.43 percent respectively. It is expected to contribute 5.51 per cent during the year 2022-23 (Q). But, the composition of Secondary Sector which was about 58.57 percent during 2018-19 decreased to 57.78 percent during the year 2019-20 and in the year 2022-23 its contribution is expected to be 57.72 percent. Also, during the years 2019-20, 2020-21, 2021-22 and 2022-23 the contribution of the Secondary Sector varies within the range of 57 to 58 percent.

However, the composition of Tertiary Sector increased from 35.88 percent in 2018-19 to 36.77 percent during 2022-23 (Q). Sector-wise percentage distribution of GSVA at constant (2011-12) prices is given in Annexure-5.

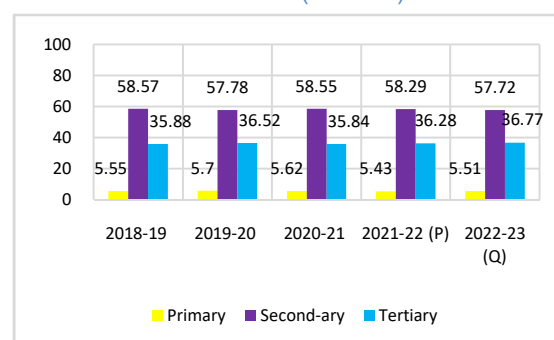
Percentage growth over the previous year in respect of GSDP at Constant Prices (2011-12) is given in Annexure-7.

Table No.3.6
Sector wise Percentage composition of GSDP at
Constant (2011-12) Prices
(Percent)

| Sector | 2018-19 | 2019-20 | 2020-21 | 2021-22 (P) | 2022-23 (Q) |
|-----------|---------|---------|---------|-------------|-------------|
| Primary | 5.55 | 5.70 | 5.62 | 5.43 | 5.51 |
| Secondary | 58.57 | 57.78 | 58.55 | 58.29 | 57.72 |
| Tertiary | 35.88 | 36.52 | 35.84 | 36.28 | 36.77 |
| Total | 100 | 100 | 100 | 100 | 100 |

Source: Directorate of Planning, Statistics and Evaluation, Government of Goa

Graph No. 3.4
Sector wise percentage composition of GSDP at
Constant (2011-12)



The growth in Primary Sector dipped to (-)32.11 percent during year 2018-19 but increased to 4.54 percent for year 2019-20. During 2019-20, the growth rate was 4.54 percent due to the e-auction of mining ore. It declined to (-)4.35 percent in the year 2020-21. However, the growth rate increased to 8.42 percent for the year 2022-23 (Q).

Table No. 3.7
Sectoral growth rate of GSDP at Constant
(2011-12) Prices

| Sector/sub sector | 2018-19 | 2019-20 | 2020-21 | 2021-22 (P) | 2022-23(Q) |
|--|-----------|---------|---------|-------------|------------|
| Agriculture, forestry and fishing | 5.77 | 4.61 | -4.73 | 1.49 | 8.64 |
| Mining & quarrying | (-) 95.62 | 1.74 | 11.54 | 0.38 | 0.33 |
| Primary sector | (-) 32.11 | 4.54 | -4.35 | 1.46 | 8.42 |
| Manufacturing | 3.71 | -1.31 | -1.64 | -0.50 | 4.63 |
| Electricity, Gas Water supply & other utility services | 18.91 | 12.69 | -0.13 | 24.43 | 4.14 |
| Construction | -1.70 | -1.22 | -6.48 | 18.00 | 24.53 |
| Secondary Sector | 5.14 | 0.57 | -1.71 | 4.40 | 5.87 |
| Trade, Repair, Hotels and Restaurants | 29.52 | 2.09 | -22.65 | 22.11 | 21.02 |
| Transport, Storage, communication & services | -15.98 | 15.81 | -18.87 | 8.64 | 14.08 |
| Transport by means other than railways | -25.13 | 23.92 | -26.89 | -1.66 | -0.20 |
| Financial Services | -15.13 | -1.28 | 32.30 | -24.97 | -24.97 |
| Real Estate, Ownership of dwelling & professional services | -1.49 | 5.08 | -3.87 | 10.71 | 10.22 |
| Public Administration | 1.68 | 0.87 | 1.21 | 4.24 | 8.13 |
| Other Services | 6.28 | 5.44 | -7.29 | 14.33 | 9.54 |
| Tertiary Sector | 2.15 | 3.77 | -4.80 | 6.16 | 8.37 |
| GSDP | 0.78 | 3.30 | -4.16 | 5.35 | 8.18 |

Source: Directorate of Planning, Statistics and Evaluation,
Government of Goa

Similarly, the growth rate under Tertiary Sector which was 2.15 percent in the year 2018-19 increased total 3.77 per cent in the year 2019-20, and is expected to increase to 8.37 per cent during the year 2022-23 (Q). The sectoral growth rate of GSDP at Constant Prices (2011-12) is given in Table No. 3.7.

Per Capita Income / Per Capita GSDP

Per Capita Income is calculated by dividing GSDP at Current Prices with mid-financial year projected population (as on 1st October). Per Capita Income/Per Capita GSDP over the period from 2018-19 to 2022-23 (Q) is given in Table No. 3.8. It is seen from the table that per capita income depicts an upward trend from ₹ 467795 in the year 2018-19 to ₹ 539131 in the year 2021-22 (P) and ₹ 596260 in the year 2022-23 (Q).

Per-capita Income Table No. No.3.8

| Item | 2018-19 | 2019-20 | 2020-21 | 2021-22(P) | 2022-23(Q) |
|-----------------------------|---------|---------|---------|------------|------------|
| At current Prices (₹) | 467795 | 485645 | 476900 | 539131 | 596260 |
| % growth over previous year | 3.00 | 3.82 | -1.80 | 13.05 | 10.60 |
| at Constant Price(₹) | 345462 | 354767 | 337837 | 354078 | 381074 |
| % growth over previous year | 0.19 | 2.69 | -4.77 | 4.81 | 7.62 |

Source: Directorate of Planning, Statistics and Evaluation,
Government of Goa

Net State Domestic Product (NSDP)

Net State Domestic Product (NSDP) measures the value of all goods and services produced within the boundaries of the State during a given period of time after deducting the depreciation from the Gross State Domestic Product. The Net State Domestic Product (NSDP) at

Current and Constant Prices (2011-12) is given in Table No. 3.9.

Table No. No.3.9
Net State Domestic Product (NSDP) at Current and Constant (2011-12) Prices for the period 2018-19 to 2022-23

(₹ in crore)

| Item | 2018-19 | 2019-20 | 2020-21 | 2021-22(P) | 2022-23(Q) |
|-------------------------|----------|----------|----------|------------|------------|
| NSDP at current prices | 65082.73 | 67354.18 | 65783.80 | 74305.22 | 83711.6 |
| NSVA at basic Prices | 57651.66 | 60176.81 | 59885.58 | 66764.78 | 75717.62 |
| NSDP at constant prices | 47424.53 | 48508.84 | 45804.35 | 47901.46 | 52425.76 |
| NSVA at basic prices | 43108.23 | 43388.84 | 41476.01 | 43108.41 | 46604.54 |

Source: Directorate of Planning, Statistics and Evaluation, Government of Goa

Net State Domestic Product (NSDP) at Current Prices

The NSDP at Current Prices for the year 2022-23 (Q) stood at ₹ 83711.36 crore as against ₹ 74305.22 crore during the year 2021-22 (P) indicating a growth of 12.66 percent during the year as compared to a growth of 12.95 percent in the year 2021-22 over the previous year. Sector and sub sector-wise NSDP at Current Prices for the period from 2018-19 to 2022-23 is given in Annexure - 8.

The sector-wise composition of Net State Value Added (NSVA) at Current Prices during the year 2022-23 (Q) shows that the Secondary Sector accounts for 51.82 per cent of NSDP followed by the Tertiary and Primary Sectors which accounts for 41.38 per cent and 6.80 percent respectively. Sector-wise percentage distribution of NSDP at Current Prices for the period

from 2018-19 to 2022-23 (Q) is given in Annexure -10.

Sector-wise growth of NSDP for the year 2022-23 (Q) shows that the Primary Sector registered a growth rate of 2.79 percent which is quite higher than the growth rate reported during the year 2021-22 (-0.20 per cent). On the other hand, the Secondary and Tertiary Sectors grew at 9.21 percent and 21.31 percent respectively during the year 2022-23 (Q) as against 12.05 percent and 13.27 per cent during the year 2021-22 (P).

Under the Primary Sector, 'Fishing & Aquaculture' sub-sector is expected to attain a higher growth rate of 30 per cent followed by 'Mining & Quarrying and 'Livestock' registering growth rates of 4.45 and 1.20 per cent respectively. The sub-sector of 'Forestry & Logging' is expected to show a negative growth rate of (-) 45.07 percent during the year 2022-23 (Q).

In the Secondary Sector, 'Construction sub-sector' is expected to record a growth of about 29.05 percent. While 'Electricity, Gas, Water Supply and Other Utility Services' and 'Manufacturing' are expected to register a growth of 18.74 percent and 5.02 percent respectively.

Further, under the Tertiary Sector, 'Financial Services' 'Transport, Storage, Communication & Services related to Broadcasting' may record a higher growth rate of 44.94 percent followed by 'Trade, Repair, Hotels and Restaurants' (28.07 percent), 'Real Estate, Ownership of Dwelling and Professional Services' (20.09 percent), and Public Administration (17.82 percent). The percentage growth in respect of NSDP at Current Prices is given in Annexure -12.

Net State Domestic Product (NSDP) at Constant Prices (2011-12)

The NSDP at Constant Prices (2011-12) for the year 2022-23 (Q) stood at ₹ 52425.76 crore as against ₹ 47901.46 crore for the year 2021-22 (P), reflecting a growth of 9.44 percent over the year 2021-22. The sector and sub-sector wise composition of NSDP at Constant Prices (2011-12) over the period from 2018-19 to 2022-23 (Q) is given in Annexure - 9.

The sector-wise composition of NSDP at Constant Prices (2011-12) reveals that during the year 2022-23 (Q), the Primary, Secondary and Tertiary sectors accounted for 5.89 percent, 58.27 per cent and 35.84 percent respectively.

The contribution of Primary Sector which was 5.80 percent in 2018-19 increased to 6.02 percent in 2019-20 and is expected to be pegged around 5.89 percent in 2022-23 (Q).

The contribution of Secondary Sector to NSDP ranged from 59.48 percent to 58.55 percent during 2018-19 to 2021-22(P). The contribution of Secondary Sector to NSDP stood at 58.27 per cent during 2022-23 (Q).

The share of Tertiary Sector in NSDP shows an upward trend over the years from 34.72 percent during the year 2018-19 to 35.43 percent in the year 2019-20. It declined marginally in the year 2020-21 to 34.42 and thereafter its share increased to 35.18 per cent and 35.84 per cent in 2021-22 (P) and 2022-23 (Q) respectively.

Sector-wise percentage distribution of NSDP at Constant Prices for the period from 2018-19 to 2022-23 (Q) is given in Annexure -11.

The percentage growth in respect of NSDP at Constant Prices (2011-12) over the previous years is given in Annexure- 13.

Sector wise growth of NSDP for the year 2022-23 (Q) shows that the Primary Sector registered a positive growth of 9.19 percent, while the Secondary Sector recorded a growth of 6.80 percent and the Tertiary Sector grew by 10.12 percent.

Under the Primary Sector, 'Mining and Quarrying' is expected to register huge decrease in its growth rate as compared to the previous year 2021-22 (P). On the other hand, 'Crops', 'Livestock' and 'Forestry and Logging have shown a marginal increase in its growth rate. Whereas, 'Fishing & Aquaculture' is expected to grow at 25.30 percent.

Under the Secondary Sector, Construction, a growth rate of 27.38 percent is expected. Electricity, Gas, Water Supply & Other Utility Services may witness a growth of 7.24, whereas a growth of 4.97 percent is anticipated under Manufacturing. Under Tertiary Sector, Transport, Storage, Communication & Services related to Broad casting are expected to register an increase in the growth rate of 26.96 percent followed by Trade, Repairs, Hotels and Restaurant' (22.71 percent).

Per Capita Income NSDP and NDP – Comparison

Per Capita Income is estimated by dividing NSDP at Current Prices with mid-financial year projected population (as on 1st October).

The per capita income under NSDP and NDP at Current and Constant Prices (2011-12) from 2018-19 to 2022-23 (Q) is depicted in Table No. 3.10.

Table No. 3.10
Per Capita Income of NSDP and NDP at
Current and Constant (2011-12) Prices

| Year | At Current Prices (₹) | | At Constant (2011-12) Prices (₹) | |
|-------------|--------------------------|--------|-------------------------------------|-------|
| | NSDP | NDP | NSDP | NDP |
| 2018-19 | 423716 | 125946 | 308753 | 92133 |
| 2019-20 | 435949 | 132115 | 313973 | 94270 |
| 2020-21 | 423047 | 126855 | 294562 | 85110 |
| 2021-22 (P) | 475401 | 150007 | 306471 | 91481 |
| 2022-23 (Q) | 532854 | 170620 | 333709 | 96522 |

Source: 1. Directorate of Planning, Statistics and Evaluation,
Government of Goa
2. National Statistics Office, Govt. of India

GSDP and GDP- Comparison

A comparison of GSDP and GDP at Current and Constant Prices (2011-12) is given in Table No. 3.11. It is seen from the table that during the year 2021-22 (P) GSDP growth rate at Constant Prices (2011-12) increased to 5.35 percent from 0.78 percent during 2018-19 and is expected to rise to 8.18 percent for the year 2022-23 (Q).

During 2018-19 GDP growth rate at Constant Prices (2011-12) was at around 6.50 percent. However, in subsequent years i.e. 2019-20 it declined to 3.90 percent & further to (-) 5.80 percent during the year 2020-21 (2nd RE) due to outbreak of Covid-19 pandemic only to recover in 2021-22 by 9.10 percent. GDP at Constant Prices (2011-12) is expected to show a growth rate of 7.20 per cent during the year 2022-23 (Provisional Estimate).

Table No. 3.11
Growth Rate of GSDP and GDP at Current
Prices and Constant (2011-12) Prices for the
period 2017-18 to 2020-21.
(Per cent)

| Year | At Current Prices | | At Constant (2011-12) Prices | |
|-------------|----------------------|-------|---------------------------------|-------|
| | GSDP | GDP | GSDP | GDP |
| 2018-19 | 3.61 | 10.60 | 0.78 | 6.50 |
| 2019-20 | 4.42 | 6.40 | 3.30 | 3.90 |
| 2020-21 | -1.17 | -1.40 | -4.16 | -5.80 |
| 2021-22 (P) | 13.63 | 18.40 | 5.35 | 9.10 |
| 2022-23 (Q) | 11.16 | 16.10 | 8.18 | 7.20 |

Source: 1. Directorate of Planning, Statistics and
Evaluation, Government of Goa
2. National Statistics Office, Govt. of India

The growth rate of GSDP at Current Prices in the State during 2018-19 stood at 3.61 percent and thereafter increased to 4.42 percent in 2019-20. It decreased drastically to (-) 1.17 percent in 2020-21 owing to Covid-19 pandemic only to rise by 13.63 percent in 2021-22. During 2022-23 (Q) GSDP growth is estimated at 11.16 percent.

CHAPTER 4

PUBLIC FINANCE

STATE FINANCES

The Public Finance depicts the current status on the part of Government in the economy. It accounts for the government revenue and expenditure of its jurisdiction. In order to emerge the economy of the country, Public finances are influential in efficient utilization of Capital. It contributes to the holistic development and well-being of the macroeconomics of the general public.

The revenue receipts are estimated to be ₹ 20,227.85 crore, as per Budget Estimates for the year 2023-24.

As per Budget Estimates, the Revenue surplus is ₹ 669.47 crore (BE 2023-24) and the fiscal deficit is estimated to be ₹ 4,183.11 crore.

The Capital Receipts are estimated at ₹ 5640.30 crore for the year 2023-24 (BE) showing an absolute increase of 17.71% i.e. ₹ 848.75 crore over previous year i.e. 2022-23 (RE). The internal debt of the State for the year 2023-24 is estimated at ₹ 4500.20 crore.

BUDGET AT A GLANCE

An abstract of Budget 2023-24 is given in Table No. 4.1.

As seen from Table No. 4.1 the total receipts is estimated at ₹ 25868.15 crore as against ₹ 20743.09 crore (RE 2022-23) showing an increase of 24.70% and total expenditure is estimated at ₹ 25993.34 crore as against ₹ 21580.01 crore (RE 2022-23) registering an increase of 20.45% over the previous year 2022-23 (RE).

Table No.4.1
Budget at Glance

(₹ in crore)

| Particulars | 2021-22 (Actuals) | 2022-23 (RE) | 2023-24 (BE) |
|-------------------------|----------------------|-----------------|-----------------|
| Revenue Receipt | 12509.17 | 15951.54 | 20227.85 |
| Capital Receipts | 3595.25 | 4791.55 | 5640.30 |
| Total Receipts | 16104.42 | 20743.09 | 25868.15 |
| Revenue Exp | 12449.67 | 15406.24 | 19558.38 |
| Capital Exp | 3656.06 | 6173.77 | 6434.96 |
| Total Exp | 16105.73 | 21580.01 | 25993.34 |
| Fiscal Deficit | 2621.83 | 3570.49 | 4183.11 |
| Primary Deficit | 839.29 | 1642.19 | 2185.48 |

Source: Budget at Glance, Government of Goa

I. REVENUE ACCOUNT

Revenue Account comprises of Current Receipts and Payments of the State.

1. Revenue Receipts

Revenue receipts of the State covers four main sources (i) Tax Revenue, (ii) Non-tax Revenue, (iii) Grants-in-aid from Central Government and (iv) Share in Central taxes.

The revenue receipts for the State during the last 5 years from 2019-20 to 2023-24 (BE) is given in the Table 4.2. Year wise break-up of revenue receipts in terms of percentage is shown in Chart No. 4.1.

Table 4.2
Revenue Receipts for last 5 years

(₹ in crore)

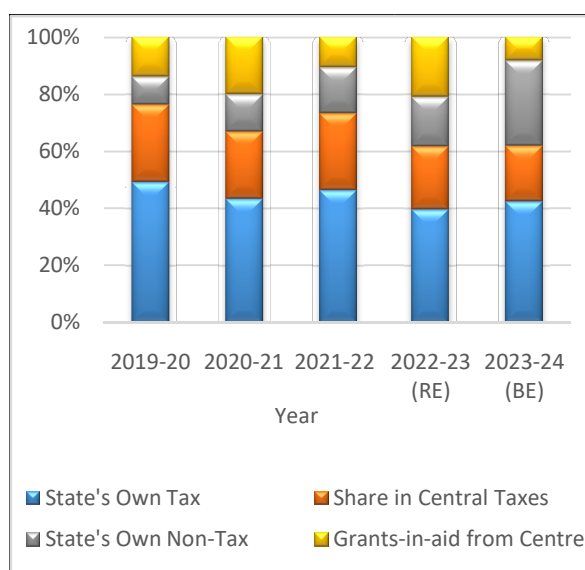
| Year | Tax revenue | | Non-tax revenue | | Total Revenue Receipts | % change |
|--------------|-----------------|------------------------|---------------------|---------------------------|------------------------|----------|
| | State's Own Tax | Share in Central Taxes | State's Own Non-Tax | Grants-in-aid from Centre | | |
| 2019-20 | 4700.56 | 2589.13 | 929.01 | 1329.65 | 9548.35 | - |
| 2020-21 | 4241.42 | 2296.53 | 1262.89 | 1966.73 | 9767.59 | 2.29% |
| 2021-22 | 5805.37 | 3356.98 | 2010.02 | 1336.81 | 12509.17 | 28.06% |
| 2022-23 (RE) | 6331.17 | 3508.51 | 2760.46 | 3351.40 | 15951.54 | 27.51% |
| 2023-24 (BE) | 8588.79 | 3942.78 | 6025.88 | 1670.40 | 20227.85 | 26.80% |

Source: Budget at a Glance, Government of Goa

Note: Data for the year 2019-20 to 2021-22 are in actuals, RE – Revised Estimates & BE - Budget estimates

Chart No.4.1

% Wise Break- up of the Revenue Receipts for last 5 years

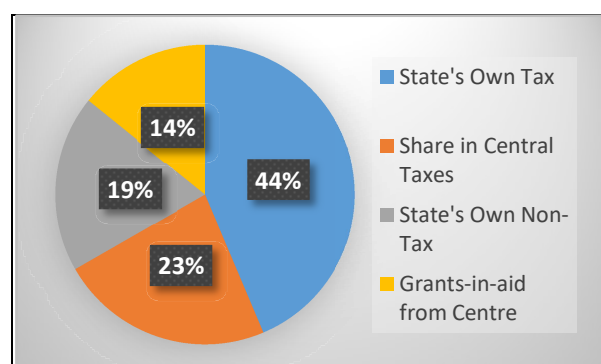


As per the budget, revenue receipts for 2023-24 (BE) is estimated at ₹ 20227.85 crore as against to ₹ 15951.54 crore in 2022-23 (RE) which signifies an increase of 26.80% from the Revised Estimate of 2022-23.

Chart No. 4.2 shows the percentage share of revenue receipts for the year 2023-24 (BE). There are four broad categories of revenue receipts i.e. tax revenue, non-tax revenue, Grant-in-aid from Central Government and share in Central taxes.

Chart No.4.2

% Share of Revenue Receipts as per 2023-24 (BE)



State's own tax revenue forms the highest share in revenue receipts (44%) followed by share in Central taxes (23%), State's own non-tax revenue (19%) and Grants-in-aid from Central Government (14%).

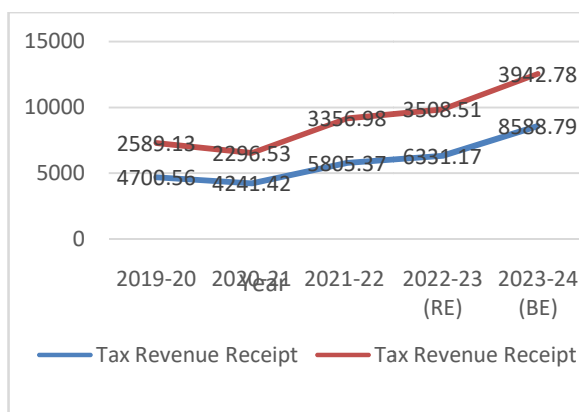
1. Tax Revenue

The tax revenue of State from 2019-20 to 2023-24 (BE) is given in Table No. 4.2 and shown in Chart No. 4.3. It comprises of (i) State's own Tax Revenue, and (ii) States Share in Central Taxes.

The State's own Tax revenue is expected to increase from ₹ 6331.17 crore in 2022-23 (RE) to ₹ 8588.79 crore in 2023-24 (BE), whereas State's Share

in Central Tax is expected to increase from ₹ 3508.51 crore in 2022-23 (RE) to ₹ 3942.78 crore in 2023-24 (BE). The total tax of the State including both Own Tax Revenue and Share in Central Tax is expected to increase from ₹ 9839.68 crore in 2022-23(RE) to ₹ 12531.57 crore in 2023-24 (BE).

Chart No.4.3
Receipts under broad components of tax revenue from 2019-20 to 2023-24 (BE)

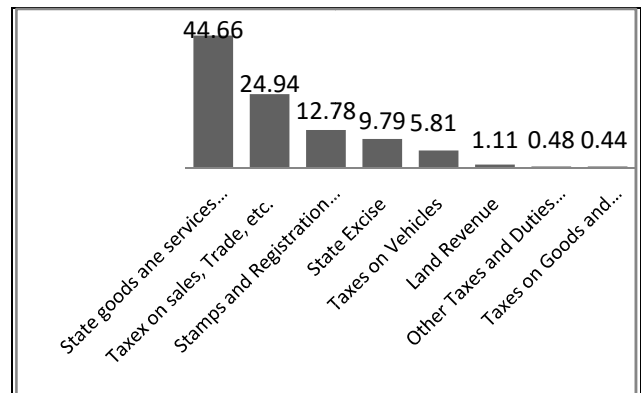


a) State's Own Tax Revenue

The total State's Own Tax Revenue was ₹ 6331.17 crore in 2022-23 (RE) and ₹ 8588.79 crore in 2023-24(BE), which increased by 35.66% from 2022-23 (RE).

The composition of individual components of State's Own Tax Revenue for the year 2023-24 (BE) is shown in Chart No. 4.4. A major composition of State's Own Tax Revenue comes from State Goods and Service Tax i.e. ₹ 3835.50 crore which contributes around (44.66%) during the year 2023-24 (BE) followed by Taxes on Sales, Trade, etc (24.94%), Stamp and registration fees (12.78%), State Excise (9.79%) and Taxes on Vehicle (5.81%), Land revenue (1.11%), and Others Taxes and Duties on Commodities and Services (0.48%) Taxes on Goods and Passengers (0.44%).

Chart No.4.4
Percentage wise break-up of State's own tax revenue for 2023-24 (BE)



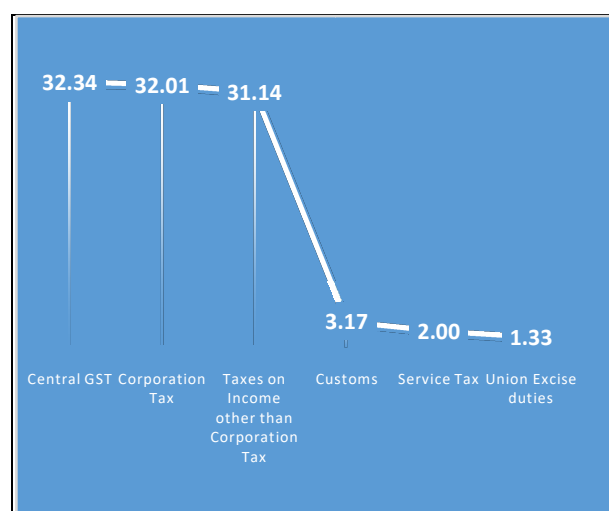
b) Share in Central taxes

Resources flow from the Centre are estimated to be ₹ 3942.78 crore in 2023-24 (BE).

Major share of resources from the Centre attributed to allocation of Central GST amounting to ₹ 1274.91 crore, i.e. 32.34%.

Other share in central resources comprise of Corporation Tax (32.01%), Taxes on Income other than Corporation Tax (31.14%), Customs (3.17%), Service Tax (2%) and Union Excise duties (1.33%). Details are elaborated in Chart No. 4.5.

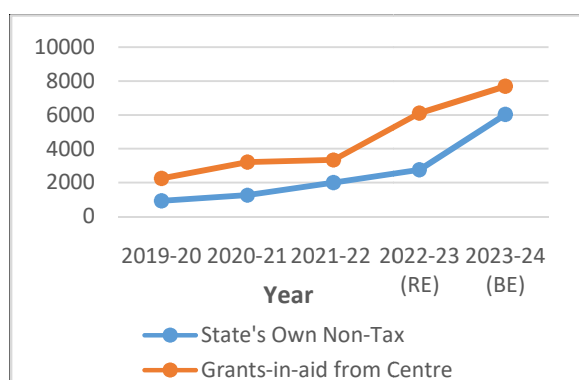
Chart No.4.5
Percentage wise break-up of State's share in Central taxes for 2023-24 (BE)



2. Non-Tax Revenue

The receipts under non tax revenue for the year 2023-24 (BE) is given in Table 4.2 and shown in Chart No. 4.6. The total non-tax revenue comprise of (i) State own non tax revenue and (ii) Grants-in-aid from Government of India. Total non-tax revenue is estimated at ₹ 7696.28 crore which is 25.92% higher as compared to 2022-23 (RE).

Chart No.4.6
Revenue under broad components of Non-tax revenue from 2019-20 to 2023-24 (BE)



a) State's Own Non-Tax revenue

In 2023-24 (BE), the State is estimated to earn ₹ 6025.88 crore in the form of State's own non-tax revenue, an increase of 118.29% over the Revised Estimates of 2022-23.

b) Grants-in-Aid from Central Government

The Central Government provides Grants-in-aid to the State Government for the implementation of various Central Sector and Centrally Sponsored Schemes. The allocation of Grants-in-aid from 2019-20 to 2023-24 (BE) is given in Table No. 4.2.

Total receipt from the Grants-in-aid from Central Government for the year 2023-24(BE) is Estimated to be ₹ 1670.40 crore, a decrease of 50.16% as against Revised Estimate of 2022-23.

B. Revenue Expenditure

The year wise revenue expenditure is given in Table No. 4.3 and Chart No. 4.7.

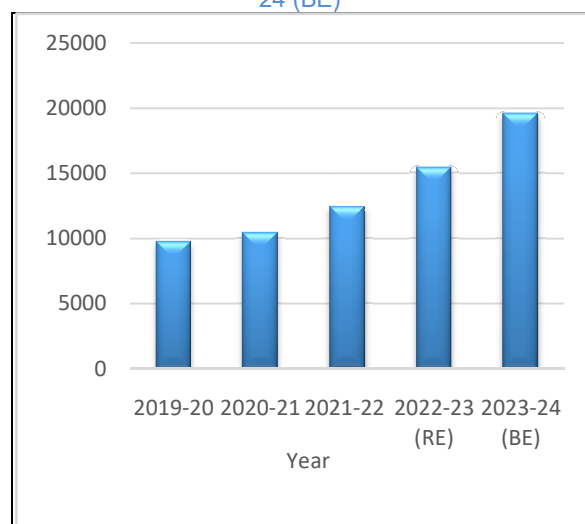
Table No.4.3
Revenue expenditure from 2019-20 to 2023-24(BE)
(₹ in crore)

| Year | Revenue Expenditure | % Change year wise |
|--------------|---------------------|--------------------|
| 2019-20 | 9767.11 | - |
| 2020-21 | 10432.28 | 6.81% |
| 2021-22 | 12449.67 | 19.33% |
| 2022-23 (RE) | 15406.24 | 23.74% |
| 2023-24 (BE) | 19558.38 | 26.95% |

Source: Budget at a Glance, Government of Goa

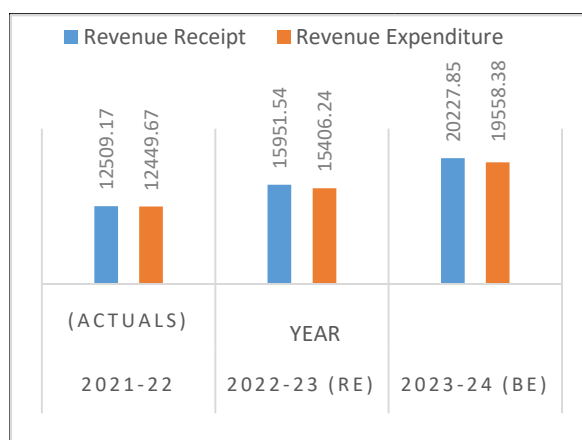
The estimation of Revenue expenditure in 2023-24(BE) is ₹ 19558.38 crore, which has increased by 26.95% from the year 2022-23 (RE) (₹ 15406.24 crore). This expenditure includes disbursement for general services, social services and economic services.

Chart No.4.7
Year wise revenue expenditure from 2019-20 to 2023-24 (BE)



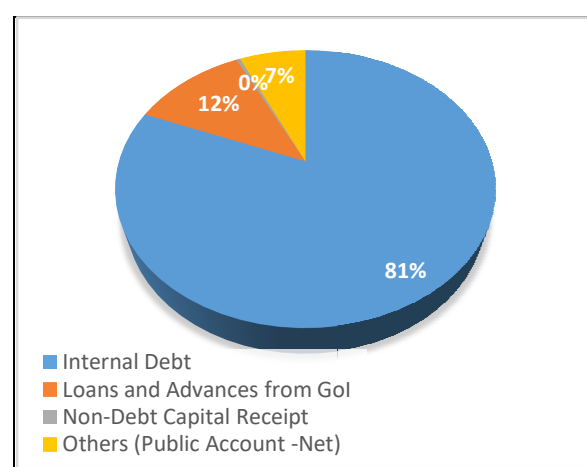
The Graphical Representation of Revenue Receipts & Revenue Expenditure can be seen in Chart No. 4.8.

Chart No.4.8
The Graphical Representation of Revenue Receipts & Revenue Expenditure



The Capital Receipts are estimated at ₹ 5640.30 crore in 2023-24 (BE) as against ₹ 4791.55 crore in 2022-23 (RE) showing an increase of 17.71% over 2023-24 (BE). Year wise break up of Capital Receipts is shown in Table No. 4.4. The percentage share of Capital receipts for the year 2023-24 (BE) is shown in Chart No. 4.9.

Chart No.4.9
Break up of Capital Receipts 2023-24 (BE)



II. CAPITAL ACCOUNT

A. Capital Receipts

The Capital receipts consist of four parts (i) Internal Debt, (ii) Loans and Advances from Central Government, (iii) Non-Debt Capital Receipts and (iv) Others (Public Account – Net).

Table No.4.4
Capital Receipts from 2019-20 to 2023-24 (BE)

(₹ in crore)

| Year | Internal Debt | Loans and Advances from Gol | Non-Debt Capital Receipt | Others (Public Account -Net) | Total | % change |
|--------------|---------------|-----------------------------|--------------------------|------------------------------|---------|----------|
| 2019-20 | 2653.79 | 45.68 | 3.58 | 385.56 | 3088.61 | - |
| 2020-21 | 3604.23 | 110.74 | 3.00 | -188.27 | 3529.70 | 14.28% |
| 2021-22 | 2500.00 | 1012.87 | 2.17 | 80.21 | 3595.25 | 1.85% |
| 2022-23 (RE) | 3500.20 | 656.00 | 38.29 | 597.06 | 4791.55 | 33.27% |
| 2023-24 (BE) | 4500.20 | 574.00 | 34.53 | 531.57 | 5640.30 | 17.71% |

Source: Budget at a Glance, Government of Goa

B. Capital Expenditure

The capital expenditure consist of Capital outlay, lending and repayment of debts. This includes expenditure on construction of schools, hospitals, roads and bridges.

Capital expenditure in 2023-24 is estimated at ₹ 6434.96 crore (BE), which is only 4.23% increase over the Revised Estimate of 2022-23. The Capital expenditure from the year 2019-20 to 2023-24 (BE) is given in Table No. 4.5. The comparison between Capital Receipts & Capital Expenditure can be seen in Chart No. 4.10.

Table No.4.5
Capital Expenditure from 2019-20 to 2023-24 (BE)

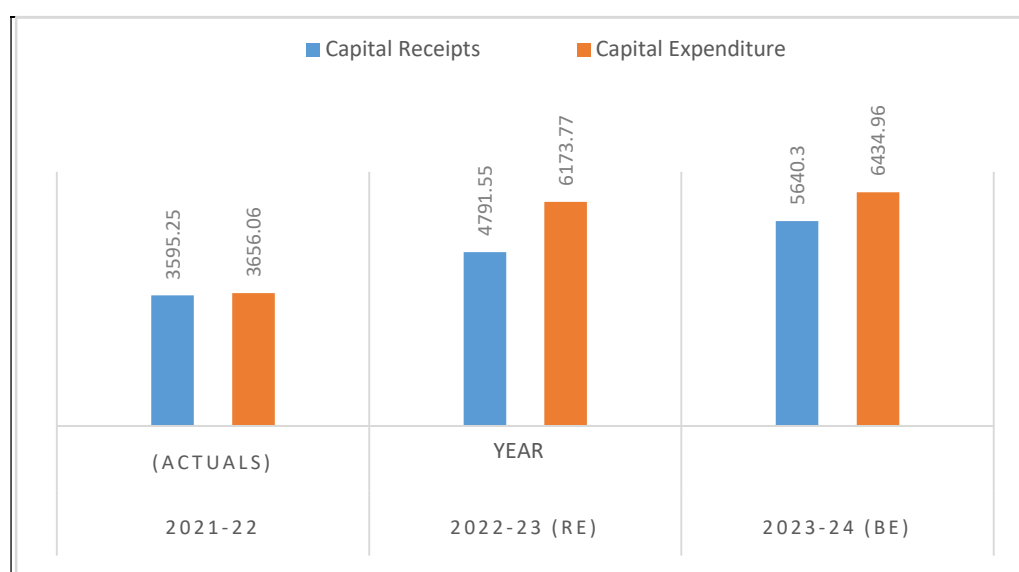
(₹ in crore)

| Year | Capital Spending | Repayment of Debt | Lending | Total | % Change |
|--------------|------------------|-------------------|---------|---------|----------|
| 2019-20 | 1659.31 | 1024.92 | 13.41 | 2697.64 | - |
| 2020-21 | 2066.84 | 751.15 | 1.60 | 2819.59 | 4.52% |
| 2021-22 | 2680.93 | 971.26 | 3.87 | 3656.06 | 29.66% |
| 2022-23 (RE) | 4977.38 | 1182.77 | 13.63 | 6173.78 | 68.86% |
| 2023-24 (BE) | 5000.52 | 1422.66 | 11.78 | 6434.96 | 4.23% |

Source: Budget at a Glance, Government of Goa

Chart No.4.10

Comparison between Capital Receipts & Capital Expenditure (₹ in Crore)



III. Public Debt

The position of the State's public debt as on 31st March for the period 2019 to 2024 (BE) is given in Table No. 4.6.

Public debt is the accumulation of the total borrowings at the end of financial year.

Table No.4.6
Public Debt of State as on 31st March

(₹ in crore)

| Sr. No | Type of loan | 2019 | 2020 | 2021 | 2022 (Act)* | 2023 (RE) | 2024 (BE) |
|--------------|-----------------------|-----------------|-----------------|-----------------|-----------------|-----------------|-----------------|
| 1 | Central Loan and NSSF | 3541.95 | 3323.29 | 3031.95 | 2650.00 | 0.00 | 0.00 |
| 2 | Market Loans | 11010.00 | 12410.00 | 14110.00 | 17160.00 | 20460.00 | 21810.00 |
| 3 | Loans from LIC | 4.50 | 3.31 | 2.22 | 0.00 | 0.00 | 0.00 |
| 4 | Loans from NCDC | 0.41 | 0.41 | 0.41 | 0.26 | 0.46 | 0.58 |
| 5 | Loans from NABARD | 607.93 | 686.93 | 765.93 | 980.00 | 1480.00 | 1761.00 |
| 6 | Loans from PFC | 54.77 | 48.30 | 41.83 | 34.60 | 0.00 | 0.00 |
| 7 | Loans from HUDCO | 0.00 | 0.00 | 0.00 | 0.00 | 0.00 | 0.00 |
| 8 | Loans from EDC | 0.00 | 0.00 | 0.00 | 0.00 | 0.00 | 200.00 |
| 9 | Loans from SIDBI | 0.00 | 0.00 | 0.00 | 0.00 | 0.00 | 200.00 |
| Total | | 15219.56 | 16472.24 | 17952.34 | 20824.86 | 21940.46 | 23971.58 |

Source: Budget at a Glance, Government of Goa

The State debt consist of Central loan and NSSF, Market loan, Loans from LIC, NCDC, NABARD, PFC and HUDCO. The State's public debt as on 31st March 2024 (Estimated) stands at ₹23971.58 crore as against ₹21940.46 crore in 2022-23 (RE).

As seen from Chart No. 4.11 at the end of March 2024, ratio of public debt of the State is estimated to be 24% to the GSDP.

IV. DEFICIT INDICATORS OF THE STATE

The deficit indicators of the State for the period from 2019-20 to 2023-24 (BE) are given in Table No. 4.7.

In 2023-24, State is expected to observe a revenue surplus of ₹ 669.47 crore. The fiscal deficit is estimated to be ₹4183.11 crore and primary surplus is estimated to be ₹ 2185.48 crore.

Chart No.4.11
Public Debt -GSDP ratio

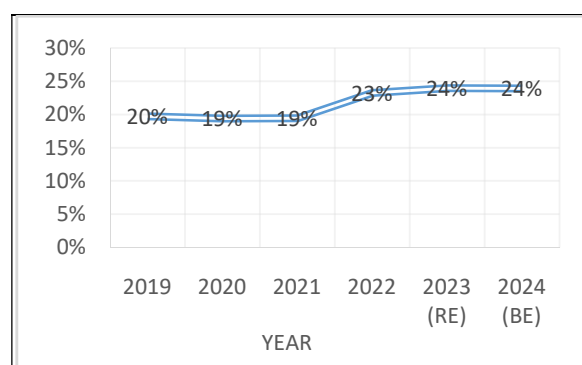


Table No.4.7
Deficit Indicators from 2019-20 to 2023-24 (BE)
(₹ in crore)

| Year | Revenue Surplus (+)/Deficit (-) | Fiscal Deficit (-) | Primary Surplus (+) / Deficit (-) |
|--------------|---------------------------------|--------------------|-----------------------------------|
| 2019-20 | (-)218.75 | 2060.11 | 595.01 |
| 2020-21 | (-)664.69 | 2775.55 | 1302.55 |
| 2021-22 | 59.51 | 2621.83 | 839.29 |
| 2022-23 (RE) | 545.29 | 3570.49 | 1642.19 |
| 2023-24 (BE) | 669.47 | 4183.11 | 2185.48 |

Source: Budget at a Glance, Government of Goa

Revenue Collected from major Departments

Table No. 4.8 shows revenue collection from major Departments during the year 2023-24 (upto December 2023). The revenue collection from major Departments is ₹14702.79 crore till December, 2023. The major contributors for revenue collection are Town & Country Planning (TCP) Department and Commercial Tax Department.

Table No.4.8
Revenue collected by the Departments(Fig for 2023-24 are till December 2023)
(₹ in crore)

| Sr. No. | Name of Department | 2019-20 | 2020-21 | 2021-22 | 2022-23 | 2023-24 |
|--------------|-------------------------------|-----------------|-----------------|-----------------|-----------------|-----------------|
| 1 | Registration | 145.37 | 132.35 | 201.59 | 391.14 | 548.74 |
| 2 | Commercial Taxes | 4287.49 | 4660.01 | 5910.86 | 6968.70 | 4249.42 |
| 3 | Town & Country Planning (TCP) | 4863.34 | 3127.48 | 5596.78 | 4801.32 | 6749.42 |
| 4 | Excise | 491.8 | 514.91 | 561.25 | 638.02 | 661.94 |
| 5 | Electricity | 1994.06 | 1885.51 | 2100.96 | 2670.29 | 2125.24 |
| 6 | Transport | 299.32 | 233.32 | 252.38 | 283.42 | 355.45 |
| 7 | Captain of Ports | 6.86 | 8.22 | 7.02 | 8.29 | 12.58 |
| Total | | 12088.24 | 10561.80 | 14630.84 | 15761.18 | 14702.79 |

Release of funds through PFMS.

The Government of India (GOI) releases funds to the State for the implementation of the schemes in different sectors. These funds are released through State treasury and SPV route for the implementation of the schemes. The details of releases from Government of India from 2019-20 to 2023-24 (upto January 2024) is given in Table No. 4.9.

Table No. 4.9
The details of release of funds through PFMS from 2019-20 to 2023-24 (upto January 2024)
(₹ in crore)

| Year | Amount released | | |
|-----------------------|-----------------|---------|---------|
| | State treasury | SPV | Total |
| 2019-20 | 1227.30 | 2007.05 | 3234.35 |
| 2020-21 | 2161.49 | 1704.07 | 3865.56 |
| 2021-22 | 2352.82 | 1951.62 | 4304.43 |
| 2022-23 | 2495.62 | 2899.79 | 5395.41 |
| 2023-24 (Till Jan 24) | 635.60 | 3075.31 | 3710.91 |

CHAPTER 5

INSTITUTIONAL FINANCE

Banking Industry

Banking in India forms the base for the economic development of the country. Banking system and management have witnessed huge change over the last few years with the advancement in technology, digitization and mobile & Internet banking which has helped people to fulfill their needs.

The banking sector provides financial stability to the Indian economy. It also offers safe, secure & authentic financial facilities to cater various services to the people.

Banks in Goa have shown a tremendous growth with an excellent banking network spread across the State.

As on 30.09.2023 there are 774 Bank branches in the State serving 15 lakh population of which 475 are in semi urban areas and 299 in rural areas. Approximately 2047 individuals are covered per Bank Branch.

Banking Scenario in the State

As on 30.09.2023 there are 47 banks operating in the State of which 12 are Public Sector Banks, 17 Private Sector, 13 Cooperative and 5 Small Finance Banks.

Category wise number of banks along with the branches are given in Table No. 5.1.

Table No. 5.1
Category wise Banking Network as on
30.09.2023

| Type of Banks | Banks | No. of Branches North Goa | No. of Branches South Goa | Total Branches | Percentage |
|----------------------|-----------|---------------------------|---------------------------|----------------|------------|
| 1 | 2 | 3 | 4 | 5 | 6 |
| Public Sector Banks | 12 | 214 | 225 | 439 | 56.72 |
| Private Sector Banks | 17 | 106 | 94 | 200 | 25.84 |
| Cooperative Banks | 13 | 64 | 58 | 122 | 15.76 |
| Small Finance Banks | 5 | 7 | 6 | 13 | 1.68 |
| Total | 47 | 391 | 383 | 774 | 100 |

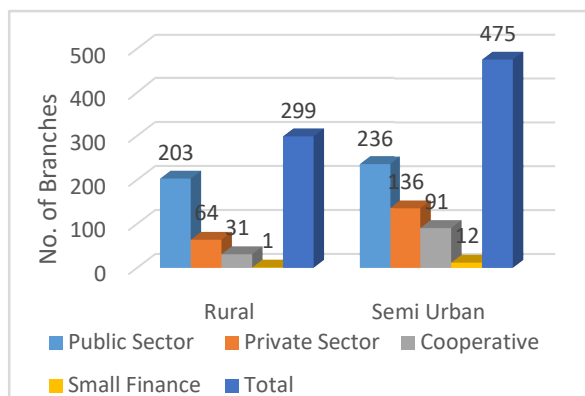
Source: Lead Bank (State Level Banker's Committee)

As can be seen from the Table No.5.1, 56.72 percent of the banks in Goa are coming under the Public sector (439), followed by Private Sector Banks (200) with 25.84 percent and 15.76 percent coming under Cooperative sector (122). Out of 439 branches of Public Sector Banks, 214 are in North Goa and 225 in South Goa. There are 200 branches of Private sector banks in the State of which 106 branches are in North Goa and 94 in South Goa.

Number of Bank Branches in Rural and Semi Urban area

Number of Bank Branches in Rural and Semi Urban area as on 30th September 2023 in the State is given in Chart No. 5.1.

Chart No.5.1
Number of Bank Branches in Rural and Semi Urban area as on 30.09.2023



Source: Lead Bank (SLBC)

As can be seen from Chart No. 5.1, there are 475 branches in semi urban area and 299 branches in rural areas. Public Sector banks have 236 branches in semi urban and 203 branches in rural areas. Private Sector Banks have 136 branches in semi urban areas and 64 in rural areas.

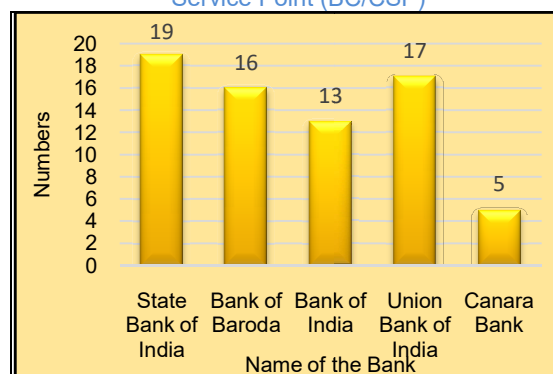
Business Correspondents / Customer Service Point (BC/CSP)

A Business Correspondent (BC) is a person who acts as an intermediary between financial institutions and its customers. The BC model has been implemented in many countries to provide financial services to rural and remote areas where it is not economically viable for financial institutions to maintain its physical presence.

To fulfill the needs of the rural customers and to make it convenient for the village people to access the financial system, Banks have adopted BC model in rural areas which is gradually attaining momentum. As on 30.09.2023 five banks have initiated with 70 Business Correspondents (BC) / Customer Service Points (CSP) in the State. Bank wise Business Correspondents / Customer Service Point (BC/CSP) is given in Chart No.5.2.

Chart No.5.2

Bank wise Business Correspondents / Customer Service Point (BC/CSP)



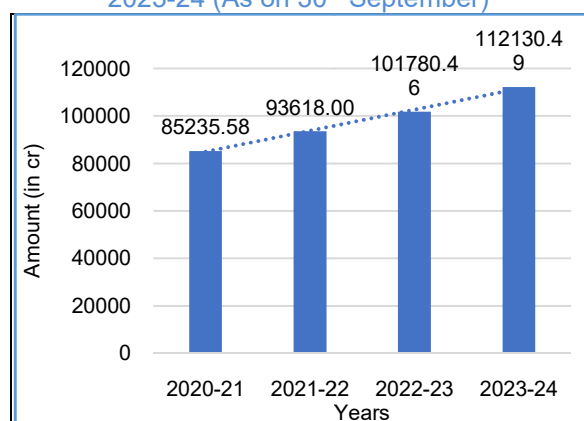
Source: Lead Bank (SLBC)

As can be seen from Chart No. 5.2, State Bank of India have 19 Business Correspondents / Customer Service Points followed by Union Bank of India & Bank of Baroda with 17 & 16 respectively.

Deposits

As on 30th September 2023 total deposits in the banks stand at ₹1,12,130.49 crore. Bank deposits during the last four years is given in the Chart No. 5.3.

Chart No. 5.3.
Deposits during the last four years 2020-21 to 2023-24 (As on 30th September)



Source: Lead Bank (SLBC)

As can be seen from Chart No. 5.3, upward trend is noticed in the Bank deposits annually. There is a growth of 10.17% in deposit during this financial year as compared to last financial year. Deposits under different sectors is given in Table No. 5.2.

Table No.5.2
Sector wise Deposits as 30.09.2023

| Sr. No | Banks | Amount (₹ in crore) | Percentage |
|--------|--------------------------|---------------------|------------|
| 1 | 2 | 3 | 4 |
| 1 | Public Sector Banks | 77,323.58 | 68.96 |
| 2 | Private Sector Banks | 28,784.00 | 25.67 |
| 3 | Cooperative Sector Banks | 5,727.59 | 5.11 |
| 4 | Small Finances Banks | 295.32 | 0.26 |
| | Total | 1,121,30.49 | 100 |

Source: Lead Bank (SLBC)

It is seen from the Table No. 5.2, Public Sector deposits stands at ₹ 77, 323.58 crore accounting to 68.96% of the total deposits, followed by Private Sector with 25.67% which is ₹ 28,784 crore and Cooperative Sector & Small Finances with 5.11% and 0.26% respectively accumulating to ₹ 6022.91 crore from the remaining portion.

Advances

Total advances given by the banks stands at ₹35,729.39 crore as on 30th September 2023. Total advances given by the Public Sector Banks is ₹21,071.52 crore followed by Private Sector bank with ₹10,866.66 crore. Advances given during the last two financial years as on 30th September is given in Table No. 5.3.

Table No.5.3
Advances given during the last two years
(₹ in crore)

| Banks | 30.09.2022 | 30.09.2023 | Growth percentage |
|----------------|------------|------------|-------------------|
| 1 | 2 | 3 | 4 |
| Public Sector | 18,730.42 | 21,071.52 | 12.50 |
| Private Sector | 8,457.81 | 10,866.66 | 28.48 |
| Cooperative | 3,518.71 | 3,694.60 | 5.00 |
| Small Finance | 62.98 | 96.61 | 53.40 |
| Total | 30,769.92 | 35,729.39 | 16.12 |

Source: Lead Bank (SLBC)

As can be seen from Table No. 5.3, comparison of advances given by the banks during the last two financial years as on 30th September. During the current financial year advances given by the banks increased by 16.12% i.e. by ₹4959.47 crore over previous year. Advances of Small Finances increased by 53.40% followed by Private Sector and Public Sector banks with 28.48 % & 12.50% respectively during the current financial year up to 30th September 2023.

Credit Deposit (CD) Ratio

It is an important financial measure which gives an insight about the bank's lending practices and risk exposure. As on 30th September 2023, Credit Deposit Ratio of the State stands at 31.86 as compared to 30.23 during the previous year.

The Credit Deposit Ratio increased by 1.63% during the current financial year up to 30th September 2023 over previous year due to the disbursements of more loans. Bank wise total Deposits, Advances and Credit Deposit Ratio of the State as on 30th September 2023 is given in Annexure - 18 Sector wise Credit Deposit Ratio during last two financial years up to 30th September are shown in Table No.5.4.

Table No.5.4
Sector wise Credit Deposit (CD) Ratio

| Banks | 30.09.2022 | 30.09.2023 |
|----------------|------------|------------|
| 1 | 2 | 3 |
| Public Sector | 26.24 | 27.25 |
| Private Sector | 34.55 | 37.75 |
| Cooperative | 62.02 | 64.51 |
| Small Finance | 27.22 | 32.71 |
| Total | 30.23 | 31.86 |

Source: Lead Bank (SLBC)

It is seen from Table No.5.4, Credit Deposit Ratio of all the banks have

increased during the current financial year. Cooperative banks have the highest Credit Deposit Ratio during both the financial years.

Annual Credit Plan (ACP) of Banks

The performance under Annual Credit Plan (ACP) 2023-24 up to 30th September 2023 is given in Table No.5.5.

Table No.5.5
Performance under ACP as on 30.09.2023
(₹ in crore)

| Activity | ACP Target (for 2023-24) | Achievement under ACP upto 30.09.23 | Percentage Achievement |
|----------------------------------|--------------------------|-------------------------------------|------------------------|
| 1 | 2 | 3 | 4 |
| Crop loans | 450.10 | 454.21 | 100.91 |
| Agri. Term loans | 550.00 | 280.33 | 50.97 |
| Sub Total AGRI | 1000.10 | 734.54 | 73.45 |
| Agri. Infrastructure | 35.00 | 10.02 | 28.63 |
| Ancillary Activities | 180.00 | 208.96 | 116.09 |
| Credit Potential for Agriculture | 1215.10 | 953.52 | 78.47 |
| MSME | 4310 | 3843.03 | 89.17 |
| Export Credit | 35.00 | 3.23 | 9.23 |
| Education | 120.00 | 15.73 | 13.11 |
| Housing | 503.90 | 203.57 | 40.40 |
| Social Infrastructure | 15.00 | 1.35 | 9.00 |
| Renewable Energy | 3.00 | 1.43 | 47.67 |
| Others | 198.00 | 63.77 | 32.21 |
| TOTAL | 6400.00 | 5085.06 | 79.45 |

Source: Lead Bank (SLBC)

As can be seen from Table No. 5.5, Ancillary Activities have achieved 116.09 % of their target followed by Crop loans with 100.91%. The disbursement under Crop loans was ₹ 454.21 crore against their annual target of ₹ 450.10 crore.

Disbursement under Agri. term loans works out to be ₹ 280.33 crore which is 50.97% of their annual target. The total disbursement under Agriculture sector up to September 2023 is ₹ 953.52 crore which works out to be 78.47 % of their annual target. Total disbursements under the other sector works out to be ₹ 4132.11 crore, of which ₹ 3843.03 crore is under Micro, Small and Medium Enterprises (MSME) sector followed by Housing with ₹ 203.57 crore and others.

Priority Sector Advances (PSA)

Performance under Priority Sector, Differential Interest Rates (DIR) and Weaker section advances during the last two years up to 30th September is given in Table No.5.6.

Table No.5.6
Performance under Priority Sector Advance (PSA)
(₹ in crore)

| Sr. No | Parameters | 30.09.2022 | 30.09.2023 |
|--------|--|------------|------------|
| 1 | 2 | 3 | 4 |
| i | Total Deposits | 101780.46 | 112130.49 |
| ii | Total Advances | 30769.92 | 35729.39 |
| iii | C.D. Ratio | 30.23 | 31.86 |
| iv | Total PSA Outstanding | 13169.14 | 14234.12 |
| | % age of PSA to Total Advances | 49.09% | 42.86% |
| v | DIR Advances | 0.74 | 0.81 |
| | %age of DIR Adv. to Total Advances | 0 | 0 |
| vi | Weaker Section Advances | 1926.36 | 2234.92 |
| | %age of Weaker Sec. Adv. to Total Adv. | 6.26% | 6.26% |
| vii | SC/ST Advances | 133.36 | 170.34 |
| | %age of SC/ST* Adv. To Total Advances | 0.43% | 0.47% |
| viii | Advances to Women | 4860.45 | 5723.38 |
| | %age of | 15.80% | 16.02% |

| | | |
|---|--|--|
| Adv. to Women to Total Adv. | | |
| *As per RBI directives the base for calculating % of Priority Sector Advances is Total Advances of March 2023 | | |

Source: Lead Bank (SLBC)

As can be seen from the Table No. 5.6, as on 30th September 2023 total outstanding under Priority Sector Advances (PSA) works out to ₹ 14234.12 crore, which is 42.86% of the total advances.

Total outstanding advances under PSA has increased by ₹ 1064.98 crore in the current financial year compared to previous year during the same period.

The total advances under Differential Interest Rate (DIR) as on 30th September 2023 is ₹ 0.81 crore which has increased marginally as compared to previous year. The total advances under SC/ST is ₹ 170.34 crore which has increased by ₹ 36.98 crore over previous year during the same period.

As on 30th September 2023, advances to women has increased from ₹ 4860.45 crore to ₹ 5723.38 crore, which works out to be 16.02% of the total advances. Position of advances to Priority sector, DIR and Weaker section as on 30th September 2023 is given in Annexure – 19.

Advances to SC, ST and Women

Advances given to SC, ST and Women during the year as on 30th September 2023 is given in Table No.5.7.

Table No. 5.7
Advance given to SC, ST and Women as on 30.09.2023

(₹ in crore)

| Banks | Advance to SC | | % of SC Adv. to Total Adv. | Advance to ST | | % of ST Adv. to Total Adv. | Advance to Women | | % of women Adv to Total Adv |
|----------------|---------------|--------|----------------------------|---------------|-------|----------------------------|------------------|---------|-----------------------------|
| | No. | Amt. | % | No. | Amt. | % | No. | Amt. | % |
| 1 | 2 | 3 | 4 | 5 | 6 | 7 | 8 | 9 | 10 |
| Public Sector | 2237 | 90.09 | 0.43 | 2045 | 50.04 | 0.24 | 81024 | 3790.92 | 17.99 |
| Private Sector | 1559 | 17.45 | 0.16 | 706 | 5.01 | 0.05 | 72202 | 1676.29 | 15.43 |
| Cooperative | 125 | 2.96 | 0.08 | 139 | 3.31 | 0.09 | 5674 | 226.91 | 6.14 |
| Small Finance | 370 | 0.96 | 0.99 | 212 | 0.52 | 0.54 | 5039 | 29.26 | 30.29 |
| Total | 4291 | 111.46 | 0.31 | 3102 | 58.88 | 0.16 | 163939 | 5723.38 | 16.02 |

Source: Lead Bank (SLBC)

As can be seen from Table No.5.7, an amount of ₹ 5723.38 crore has been disbursed to 163939 women which is 16.02% of the total advance.

An amount of ₹111.46 crore & ₹58.88 crore in the form of advance has been given to 4291 SC & 3102 ST persons respectively.

Zero Balance Account

As on 30th September 2023, there are 17,492 zero balance accounts. Which has increased by 1470 as compared to previous year (16,022) during the same period.

Pradhan Mantri Jan Dhan Yojana (PMJDY)

As on 30th September 2023, deposits in PMJDY accounts is ₹ 166.09 crore. Deposits increased by ₹13.92 crore during the current year as compared to previous year. Banks are making efforts to fund all the remaining accounts wherever feasible.

Aadhaar Seeding

Aadhaar seeding under PMJDY as on 30th September 2023 is 78.41% which has decreased marginally as compared to previous year i.e. 79.74% during the same period.

Government Security Schemes

Achievements under Government schemes as on 30th September 2023 is given in Table No.5.8.

Table No.5.8
Achievements as on 30.09.2023

| Sr. No. | Name of the Scheme | No. of Beneficiaries |
|---------|---|----------------------|
| 1 | 2 | 3 |
| 1 | Pradhan Mantri Jeevan Jyoti Yojana (PMJJBY) | 197445 |
| 2 | Pradhan Mantri Suraksha Bima Yojana (PMSBY) | 448338 |
| 3 | Atal Pension Yojana | 104804 |

Source: Lead Bank (SLBC)

Pradhan Mantri Mudra Yojana (PMMY)

Pradhan Mantri Mudra Yojana (PMMY) is a flagship scheme of Government of India to “fund the unfunded” by bringing such enterprises to the formal financial system and extending affordable credit to them. Under PMMY, there are 3 types of loans i.e. Shishu, Kishore and Tarun. Achievements under PMMY as 30th September 2023 under all three categories of loans is given in Table No. 5.9.

Table No. 5.9
Loan disbursed under PMMY as on 30.09.2023

| Category | No. of Accounts | Amount Disbursed (₹ in crore) |
|--------------------------------|-----------------|-------------------------------|
| 1 | 2 | 3 |
| Shishu (upto ₹ 50,000) | 7427 | 30.89 |
| Kishore (₹ 50,001 to ₹ 5 lakh) | 7790 | 136.88 |
| Tarun (₹ 5 lakh to 10 lakh) | 2493 | 179.85 |
| Total | 17710 | 347.62 |

Source: Lead Bank (SLBC)

Pradhan Mantri Mudra Yojana (PMMY) Accounts

The position of Out standings and NPA under PMMY as on 30th September 2023 is given Table No. 5.10 & 5.11 respectively.

Table No.5.10
Out standings under PMMY account (as on 30.09.2023)

| Category | Outstanding | |
|----------|-----------------|---------------------|
| | No. of Accounts | Amount (₹ in crore) |
| 1 | 2 | 3 |
| Shishu | 23457 | 62.81 |
| Kishore | 26229 | 335.73 |
| Tarun | 8095 | 454.29 |
| Total | 57781 | 852.83 |

Source: Lead Bank

Table No.5.11
NPA under PMMY (as on 30.09.2023)

| Category | NPA | |
|----------|-----------------|---------------------|
| | No. of Accounts | Amount (₹ in crore) |
| 1 | 2 | 3 |
| Shishu | 2267 | 5.53 |
| Kishore | 1875 | 28.15 |
| Tarun | 388 | 20.17 |
| Total | 4530 | 53.85 |

Source: Lead Bank (SLBC)

Position of lending under various Aatmanirbhar Schemes as on 30.09.2023

Kisan Credit Card (KCC)

The position of Kisan Credit Card (KCC) during the last two years under Crop, Animal Husbandry and Fisheries is

given Table No. 5.12, 5.13 and 5.14 respectively.

Table No.5.12
Kisan Credit Card (CROP)

| Category | CROP | |
|---------------------------------|--------|--------|
| | Sep-22 | Sep-23 |
| 1 | 2 | 3 |
| Number of KCC | 12953 | 13328 |
| Outstanding amount (₹ in crore) | 128.34 | 130.12 |
| Number of Rupay Card Issued | 4767 | 5870 |
| KCC card activated | 3012 | 3992 |

Source: Lead Bank (SLBC)

Table No.5.13
Kisan Credit Card (Animal Husbandry)

| Category | Animal Husbandry | |
|---------------------------------|------------------|--------|
| | Sep-22 | Sep-23 |
| 1 | 2 | 3 |
| Number of KCC | 1833 | 2034 |
| Outstanding amount (₹ in crore) | 23.50 | 27.30 |
| Number of Rupay Card Issued | 543 | 548 |
| KCC card activated | 517 | 540 |

Source: Lead Bank (SLBC)

Table No.5.14
Kisan Credit Card (Fisheries)

| Category | Fisheries | |
|---------------------------------|-----------|--------|
| | Sep-22 | Sep-23 |
| Number of KCC | 887 | 1256 |
| Outstanding amount (₹ in crore) | 17.89 | 20.84 |
| Number of Rupay Card Issued | 199 | 202 |
| KCC card activated | 177 | 180 |

Source: Lead Bank (SLBC)

Position of Stand-up India scheme

The objective of the Standup India scheme is to facilitate loans between ₹ 10 lakh to ₹ 1 crore to Scheduled Caste (SC), Scheduled Tribe (ST), and Women Entrepreneurs. As on 30th September 2023, an amount of ₹ 14.05 crore has been disbursed to 88 applicants. ₹ 67.22 crore is outstanding with 419 accounts and 40 accounts are categorized coming under NPA to the tune of ₹6.81 crore.

Self Help Group (SGHs)

Status of Self Help Groups during the last two financial years is given in Table No. 5.15.

Table No.5.15
Status of Self-Help Groups during the last two financial years as on 30th September

| Particulars | As on 30.09.2022 | As on 30.09.2023 |
|---|------------------|------------------|
| 1 | 2 | 3 |
| Total number of SHGs | 6585 | 6620 |
| Outstanding (₹ in crore) | 50.19 | 52.13 |
| Total number of SHGs Credit Linked during the financial years | 812 | 822 |
| Amount (₹ in crore) | 12.23 | 18.32 |

Source: Lead Bank (SLBC)

As can be seen from Table No.5.15, there are 6620 SHGs as on 30th September 2023 as against 6585 SHGs during September 2022. There has been an addition of 35 SHGs during the current financial year over previous year. Outstanding amount as on 30th September 2023 is ₹ 52.13 crore, 822 SHGs are credit linked upto 30th September 2023.

Cooperative Societies

The performance of the Co-operative Societies in the State during the year

2022-23 as on 31st March 2023 is given in Table No.5.16

Table No.5.16
Performance of the Co-operative Societies

| Sr. No. | Particulars | Position as on 31 st March 2023 |
|---------|---|--|
| 1 | No. of Cooperative Societies registered | 5417 |
| 2 | Membership (in lakh) | 15.26 |
| 3 | Paid-up Share Capital (₹ in crore) | 595.45 |
| 4 | Working Capital (₹ in crore) | 9934.85 |
| 5 | Deposits (₹ in crore) | 7681.43 |
| 6 | Advance loans (₹ in crore) | 3051.68 |
| 7 | Outstanding loans (₹ in crore) | 5243.11 |
| 8 | Profit (₹ in crore) | 113.77 |

Source: Statistical Handbook 2022-23

National Bank for Agriculture and Rural Development (NABARD)

NABARD an apex development bank owned by the Government of India set up under an Act of Parliament for supporting and promoting agriculture and rural development.

NABARD has been playing a crucial role in the development of various activities in the farm and non-farm sector in the country.

NABARD is already engaged in providing capacity building support in agriculture and rural development to the officials of Rural Financial Institutions (RFIs), Non Government Organizations (NGO), Microfinance institutions (MFIs), etc.

Refinance to Goa State Cooperative Bank

- NABARD has released ₹50 crore to Goa State Cooperative Bank for the first time under long term refinance to cater the credit needs of Agriculture and allied activities.
- NABARD has also released ₹ 4 crore under short term Agriculture lending to Goa State Cooperative Bank for onward distribution of Agri Loans to farmers at nominal rate.

Rural Infrastructure Development Fund

- NABARD provides loans to State Government for creation of rural infrastructure under Rural Infrastructure Development Fund (RIDF).
- Cumulative sanctions as on December 2023 under RIDF (including sanctions during the current year) stood at ₹ 3562.93 crore, and Cumulative disbursement at ₹ 2161.17 crore, representing 61% of the sanctions.
- Under RIDF, State Government has created rural infrastructure under Agriculture and Allied sector, Rural connectivity and Social infrastructure.

Farm and Off Farm Sector Development

- NABARD extends grant assistance for pilot projects on experimental basis to create sustainable and successful agriculture, entrepreneurship development and skill development models.

- NABARD has provided grant assistance to ICAR-CCARI for implementation of Farm sector pilot projects such as promotion of ornamental fisheries, innovative technologies in agriculture, reclamation of khazan land, development of market intelligence app for horticulture crops, etc.
- NABARD has sanctioned Nine Rural Marts in the State to provide marketing avenues for SHG products.
- NABARD has also supported in sponsoring stalls for exhibitions, Chavath Bazar, Diwali Bazar, SARAS Goa to Women SHG groups, Village Organisations etc..
- NABARD has supported 07 Skill training programme including AC technician, Assistant electrician, plumbing general, nursing assistanceship etc.
- NABARD has provided grant support for implementing the Watershed project in Sattari Block through VANARAI, a NGO. This activity will ensure soil & water conservation through community participation.

Promotion of Farmer Producers Organisation (FPO)

- As part of the Central Sector Scheme, Government of India, on Farmer Producers Organisation (CSS on FPOs), NABARD is promoting 05 FPOs in North Goa district (01 in each block).
- These FPOs are registered under Companies Act as Farmer Producers Company (FPC) and

mobilised over 1000 members, as on December 2023.

- A grant assistance of ₹90 lakh is sanctioned to these FPOs for the period of 03 years. Cumulatively, grant assistance of ₹ 18.10 lakh has been released to the FPCs.
- Besides, NABARD is also promoting one Dairy Producer Organisation in Pedne through its own fund.



Launch of Bicholim FPO

Promotion of Off-Farm Producer Organization (OFPO)

- NABARD under Off-farm sector development initiatives has promoted the Off-farm Farmer Producers Company OFPO to revive the kunbi handloom.
- Grant assistance of ₹48.90 lakh has been sanctioned by NABARD through its own funds for 3 years for revival of Kunbi weave native to Goa.
- The OFPO has 60 women weaver members producing Kunbi-saree, Shawls, towels etc.



Launch of Kunbi OFPO at the hands of Hon'ble CM, Goa.

Climate Change Initiatives

- Recently, NABARD Consultancy Services (NABCONS), a wholly owned subsidiary of NABARD has entered into an MoA with the Goa State Biodiversity Board (GSBB) for implementation of Carbon Credit Framework.
- The project envisages to incentivize farmers by promotion of horticulture to help in reducing carbon emission and ensuring carbon sequestration.

CHAPTER 6

SUSTAINABLE DEVELOPMENT GOAL

Introduction

The Sustainable Development Goals (SDGs) lays out an unique ambitious and comprehensive agenda for global development by 2030 which embraces economic, environmental and social aspects of the wellbeing of the society. The SDGs are a bold universal set of 17 Goals and 169 targets to help organize and streamline development action for greater achievements of human well-being, while leaving no one behind by 2030. Developments in all its dimensions include all people, everywhere, and should be built through the participation of everyone, especially the most vulnerable and marginalized section of the society. This comprehensive agenda recognizes that it is no longer sufficient just to focus on economic growth, but on fairer and more equal societies, and a safer and more prosperous planet.

At the UN Sustainable Development Summit in 2015, Hon'ble Prime Minister of India in his statement, strongly affirmed India's commitment to Agenda 2030 and SDGs. NITI Aayog is the nodal institution for achieving SDGs in the country. NITI Aayog has the twin mandate to oversee the adoption and monitoring of the SDGs in the country and promote competitive and co-operative federalism among States and UTs. The Ministry of Statistics and Programme Implementation (MoSPI) has been entrusted with the responsibility of developing the National Indicator Framework (NIF) which will help in monitoring the progress of the SDGs and associated targets.

State Governments are key to India's progress on the SDGs as they are best placed to 'put people first' and ensure that 'no one is left behind'. The UN Country Team in India supports NITI Aayog, Union Ministries and State Governments in their efforts to address the inter-connectedness of the goals, to ensure that no one is left behind and to advocate for adequate financing to achieve the SDGs.

The Government of Goa is fully committed to the dynamic agenda of SDGs and ensured that all efforts shall be made in its accomplishment. It has been a continuous stride of the Government on improving the performance of SDGs and collaborating them to the National agenda. The Ministry of Statistics and Programme Implementation (MoSPI) in collaboration with Directorate of Planning, Statistics and Evaluation, Government of Goa, organized a Two-days Regional Workshop on Sustainable Development Goals (SDGs) and Gender Statistics" at Goa from 11th to 12th December 2023. Representatives from MoSPI, NITI Aayog, UNDP and representatives from States such as Maharashtra, Madhya Pradesh, Rajasthan, Gujarat, Goa and Union Territory Dadra and Nagar Haveli attended the workshop.



The SDGs were adopted in the State in align with the Central Government agenda towards its implementation. The Government of Goa designated Directorate of Planning, Statistics & Evaluation as State Nodal Department for implementation & monitoring of SDGs at the State level and also appointed relevant Departments concerned against each SDG as a Nodal Department.

As emphasized by the Government of India for achieving SDGs, the State has developed its own Indicator framework under each SDG in consultation with all the Nodal Departments for proper monitoring of SDGs. State has prepared & published Goa-State Indicator Framework (Goa-SIF) Version 1.0 in 2022 which consist of 16 goals, 132 targets and 280 indicators. Further, State has prepared Goa-SIF version 2.0 in 2023 which consist of 16 goals, 132 targets and 272 indicators. Goa-SIF has been prepared in-line with National Indicator framework (NIF) prepared by Ministry of Statistics and Programme Implementation. The summary of number of Targets, indicators and the Nodal Department against each SDGs are provided at Annexure – 20.

Goa SDG Index

The performance of the State is measured through the SDG Index. The NITI Aayog has published SDG India Index at National level to provide impetus to the State to nurture co-operative federalism. The first baseline report was published in 2018 and thereafter for two consecutive years in 2019-20 and 2020-21. As per SDG India Index 2019-20, the State was ranked at 7th position by securing a composite index score of 65 and as per SDG India Index 2020-21, the State of Goa has emerged to secure 4th position by securing composite Index score of 72.

As the report from NITI Aayog was awaited, an idea was inculcated to compute the State's own SDG Index hence it has been decided to estimate the progress through a single measurable Index that would serve as an advocacy tool and trigger action at the State level. New methodology for computation of SDG Index has been developed by the Directorate of Planning, Statistics and Evaluation in-line with NITI Aayog Methodology and Goa SDG Index-2023 has been computed spanning across 16 out of 17 SDGs (excluding out Goal 17).

The Index tracks the progress of Goa on a set of 131 Priority Indicators under 69 targets, measuring their progress on the outcomes of the interventions and schemes of the Government of Goa. The Goa SDG Index is an aggregate measure which can be understood and used by everyone viz. policymakers, economists, businesses, civil society and the general public. It has been designed to provide an aggregate assessment of the performance of Goa State and to help leaders and policy makers to evaluate their performance on social, economic and environmental parameters. It aims to measure the State progress towards SDGs targets and highlights the progress made by the State so far in the journey of SDGs. The Goa SDG Index tells us where the State currently stands on each of the goals considered, and serves as a benchmark.

A composite score is computed based on the aggregate performance across 16 SDGs. The value of the score indicates the average performance of the State towards achieving the 16 SDGs and their respective targets. The score signifies the position between the worst possible outcome 0 and the best, or target outcome 100. Accordingly the score is classified based on four categories viz. Aspirant (0-49),

SUSTAINABLE DEVELOPMENT GOAL

Performer (50-64), Front runner (65-99) and Achiever (100).

As per the Goa SDG Index 2023, the composite score of Goa is 84 and it bagged a position in the category of Front Runner. The Index indicates that Goa has performed well in terms of parameters like water, sanitation, clean energy, infrastructure, sustainable consumption, climate and coastal ecosystem. As per the Goa SDG Index, the State got full score & bagged a position in the category of Achiever in four goals namely “Affordable and Clean Energy, Responsible Consumption and Production, Climate Action and Life below Water.

However, in two goals namely Gender Equality and Life on Land, the State received a score of 58 and 62 respectively and bagged a position in the category of Performer.

The State’s score ranges between 72 and 98 in ten goals such as No Poverty, Zero Hunger, Good Health, Quality Education, Clean water & Sanitation, Decent Work and Economic Growth, Industry, Innovation & Infrastructure, Reduced Inequalities, Sustainable Cities & Communities, Life on Land and Peace, Justice & Strong institutions and bagged a position in the category of Front Runner.

As per NITI Aayog SDG Index 2020-21, Composite score of Goa is 72 while it is significantly increased to 84 as per Goa SDG Index 2023 and has secured a position in the category of Front Runner.

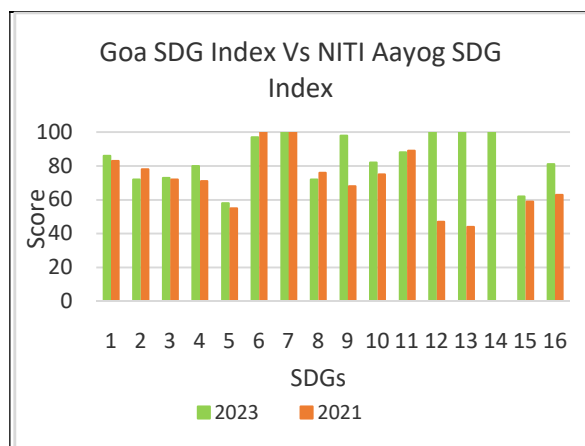
A breakup of SDG Index score by the component Goals has been shown in the Table No. 6.1

Table No. 6.1
Goa SDG Index - 2023

| Goal No. | SDG | Target | GOA SDG Index 2023 | SDG Index 2021 (NITI Aayog) |
|----------------------|---|------------|--------------------|-----------------------------|
| 1 | No Poverty | 100 | 86 | 83 |
| 2 | Zero Hunger | 100 | 72 | 78 |
| 3 | Good Health and Well-Being | 100 | 73 | 72 |
| 4 | Quality Education | 100 | 80 | 71 |
| 5 | Gender Equality | 100 | 58 | 55 |
| 6 | Clean Water & Sanitation | 100 | 97 | 100 |
| 7 | Affordable & Clean Energy | 100 | 100 | 100 |
| 8 | Decent work & Economic Growth | 100 | 72 | 76 |
| 9 | Industry, Innovation and Infrastructure | 100 | 98 | 68 |
| 10 | Reduced Inequalities | 100 | 82 | 75 |
| 11 | Sustainable Cities & Communities | 100 | 88 | 89 |
| 12 | Responsible Consumption & Production | 100 | 100 | 47 |
| 13 | Climate Action | 100 | 100 | 44 |
| 14 | Life Below Water | 100 | 100 | - |
| 15 | Life on Land | 100 | 62 | 59 |
| 16 | Peace, Justice & Strong Institutions | 100 | 81 | 63 |
| GOA SDG INDEX | | 100 | 84 | 72 |

Source: 1. Directorate of Planning, Statistics and Evaluation, Government of Goa. 2. SDG India Index - 2021

Chart No. 6.1
Goa SDG Index 2023 vs. NITI Aayog SDG Index 2021



Goal 1: No Poverty

Goal 1 aims to end poverty everywhere. The State is implementing a comprehensive development strategy to end poverty in all its forms. The strategy encompasses focusing on economic growth, supporting poverty alleviation programmes, providing gainful employment, strengthening livelihood opportunities and improving access to basic services, particularly for the socio-economically disadvantaged and vulnerable sections of the population.

Important policy initiatives have been taken up and a number of outcome-based and well-targeted programmes and schemes are being executed such as Swachh Bharat Mission (SBM), Har Ghar Jal, Mahatma Gandhi National Rural Employment Generation Act (MGNREGA), Pradhan Mantri Matritva Vandana Yojana (PMMVY), Deendayal Antyodaya Yojana of Pradhan Mantri National Rural & Urban Livelihood Mission and many more have contributed significantly in enhancing overall quality of life of people.

The Index Score for SDG 1 'No Poverty' is 86 and bagged a position in the category of Front Runner

Goal 2: Zero Hunger

Goal 2 aims to end all forms of hunger and malnutrition, ensuring that all people, especially children have access to sufficient and nutritious food all year round.

The State Government envisages to provide high nutritious food to the school children through the Mid-Day Meal Scheme, as one of the initiative in hunger reduction. Under the Integrated Child Development Scheme (ICDS), supplementary nutrition is provided to pregnant women, lactating mothers and children below 6 years of age. The implementation of a revamped Public Distribution System under the National Food Security Act (NFSA), 2013 is a paradigm shift in the approach towards the issue of food security at the household level, from welfare to a rights-based approach.

The nutritional programmes such as Anemia Mukht Bharat and Poshan Abhiyaan made a concrete attack on under-nutrition, stunting, and anemia.

The Index Score for SDG 2 'Zero Hunger' is 72 and bagged a position in the category of Front Runner.

Goal 3: Good health and well-being

Goal 3 aims to ensure that people enjoy health levels that enable them to lead a socially and economically productive life.

The State ensures to address the various emerging health issues of the ever-changing world and to provide world class facilities related to health by its existing infrastructure and also foresee the enhanced requirements in health.

The emphasis on water and sanitation, primarily through the Swachh Bharat Mission, has a considerable impact on the control of communicable diseases.

SUSTAINABLE DEVELOPMENT GOAL

The implementation of the “Reproductive, Maternal, Newborn, Child and Adolescent Health strategy” has a profound impact on the maternal health situation. Ayushman Bharat and POSHAN Abhiyan are two of the most comprehensive and recent programmes of the Government in promoting good health.

The Index Score for SDG 3 ‘Good Health and Well-Being’ is 73 and bagged a position in the category of Front Runner

Goal 4: Quality Education

Goal 4 aims to ensure inclusive, equitable and quality education for all, including technical and vocational training by providing lifelong learning opportunities, so as to achieve substantial adult literacy and numeracy.

State Government has various schemes and programmes to ensure that children from the vulnerable sections of the societies enroll in and attend schools. Two of the many schemes, namely Sarva Shiksha Abhiyan and the Mid-day Meal scheme have made a huge impact and success.

The Mid-day Meal scheme is also aimed at increasing enrolment in primary school children while Sarva Shiksha Abhiyan, on the other hand, aims to universalize elementary education across the State. As a measure for quality education, State is devoted in implementing the New Education Policy at all levels of education.

The Index Score for SDG 4 ‘Good Quality Education’ is 80 and bagged a position in the category of Front Runner.

Goal 5: Gender Equality

Goal 5 aims to achieve gender equality by ending all forms of discrimination, violence and harmful practices, including

trafficking and sexual exploitation against women and girls.

Concrete efforts are being made towards eliminating gender inequality by focusing on education of the girl child, providing access to health care facilities to girls and women, and ensuring access to livelihood opportunities.

The participation of women in Panchayati Raj Institutions is having a positive impact on decision making opportunities for women in public sphere. Schemes and Programmes, such as Laadli Laxmi Scheme, Mamta Scheme, Griha Aadhar Scheme, Beti Bachao Beti Padhao campaign, Sukanya Samridhi Yojana are all steps in the right direction to eliminate gender inequality.

The Index Score for SDG 5 ‘Gender Equality’ is 58 and bagged a position in the category of Performer.

Goal 6: Clean Water & Sanitation

Goal 6 on Clean Water and Sanitation aims to improve water quality by reducing pollution, substantially increasing water-use efficiency across all sectors and supporting and strengthening the participation of local communities in improving water and sanitation management.

The State ensures availability and sustainable management of water and sanitation for all. Initiatives like the Swachh Bharat Mission and Har Ghar Jal have provided the necessary thrust to State’s commitment on providing access to clean water and sanitation to all. 100% of Goa’s population receives safe and adequate drinking water within premises through piped water supply. The flagship initiative of the Swachh Bharat Mission covering all rural and urban areas has successfully achieved the target of making Goa open-defecation-free (ODF).

SUSTAINABLE DEVELOPMENT GOAL

The Index Score for SDG 6 'Clean Water & Sanitation' is 97 and bagged a position in the category of Front Runner.

Goal 7: Affordable & Clean Energy

Goal 7 aims to ensure universal access to affordable, reliable, and modern energy services.

Goa has achieved the milestone of providing electricity and LPG connections to all eligible households. The State Government is under formalising a new solar and renewable energy policy to ensure 100% renewable energy usage.

The Index Score for SDG 7 'Affordable & Clean Energy' is 100 and bagged a position in the category of Achiever.

SDG 8: Decent work & Economic Growth

The Goal of Decent Work and Economic Growth aims to achieve higher levels of economic productivity through diversification and technological up-gradation and also promote development-oriented policies that support decent job creation, entrepreneurship and creativity & innovation.

Government Programmes like Goa Start-up Policy, Chief Minister Rojgar Yojana, Make in India, Digital India, Skill India, among others are all directed towards promoting and encouraging entrepreneurship, creativity, innovation, and inclusive business. The Index Score for SDG 8 'Decent Work and Economic Growth' is 72 and bagged a position in the category of Front Runner.

SDG 9: Industry, Innovation and Infrastructure

The Goal on Industry, Innovation and Infrastructure aims at building quality, reliable and resilient infrastructure.

Focus on the digital revolution, internet penetration and financial inclusion are contributing towards growth and investment. Programmes like Goa Start-up Policy, Chief Minister Rojgar Yojana, Make in India, Digital India and Skill India, have been playing an essential role in augmenting the collective growth impact.

These reforms are fast creating a highly conducive ecosystem accelerating the growth of innovation, creativity, entrepreneurship and business within a fast growing formal economy.

The Index Score for SDG 9 'Industry, Innovation and Infrastructure' is 98 and bagged a position in the category of Front Runner.

SDG 10: Reduced Inequalities

Goal 10 on Reduced Inequalities calls for progressively reducing not only income inequalities but also inequalities of outcome by ensuring access to equal opportunities and promoting social, economic and political inclusion of all, irrespective of age, sex, disability, race, ethnicity, religion or other status relevant within a society.

The State on implementation of this Goal, believes that inequality is not only a barrier to progress but also deprives people from opportunities and ultimately leads extreme poverty. Schemes like Pradhan Mantri Jan Dhan Yojana, Mahatma Gandhi National Rural Employment Generation Act, PM Vishwakarma Yojana and Chief Minister Rojgar Yojana are aimed at reducing social, economic and political gaps and progressively achieving greater equality in the country.

The Index Score for SDG 10 'Reduced Inequalities' is 82 and bagged a position in the category of Front Runner.

SUSTAINABLE DEVELOPMENT GOAL

SDG 11: Sustainable Cities & Communities

Goal 11 on Sustainable Cities and Communities aims to promote inclusive and sustainable urbanization by providing access to safe and affordable housing, public transport, basic services and green public spaces through improved urban planning and management.

The Smart Cities Mission (SCM), aims in building up sustainable and inclusive cities that provide core infrastructure, a clean and sustainable environment and a decent quality of life to its citizens. Goa have achieved the target of 100% door to door waste collection.

The Index Score for SDG 11 'Sustainable Cities & Communities' is 88 and bagged a position in the category of Front Runner.

SDG 12: Responsible Consumption & Production

Goal 12 on Sustainable Consumption and Production emphasizes on "doing more with less" thereby ensuring that the needs of the present generation are fulfilled without compromising the needs of the future generation.

The efficient management of natural resources and the method of disposal of toxic waste and pollutants are important targets to achieve this Goal. Government's policies like the National Policy on Bio-fuels aim to achieve sustainable consumption and production.

The Index Score for SDG 12 'Responsible Consumption & Production' is 100 and bagged a position in the category of Achiever.

SDG 13: Climate Action

The Goal 13 on Climate Change aims to integrate climate change measures, disaster risk measures and sustainable

natural resource management into national development strategies.

The State as a stepping stone towards the Climate Action has introduced "Goa Electric Mobility Promotion Policy-2021".

The Index Score for SDG 13 'Climate Action' is 100 and bagged a position in the category of Achiever.

SDG 14: Life Below Water

SDG 14 aims to protect and ensure the sustainable use of seas, including reducing marine pollution, acidification, end overfishing and conserve marine and coastal ecosystems.

State Government supports research and development activities with an emphasis on mangrove bio diversity. There has been a net increase of 1.34 square km in the mangrove cover of the State as compared to the previous assessment.

The Index Score for SDG 14 'Life Below Water' is 100 and bagged a position in the category of Achiever.

SDG 15: Life on Land

Goal 15 aims to protect, restore and promote sustainable use of terrestrial ecosystems, sustainable management of forests, combat desertification, and halt and reverse land degradation, while also integrating ecosystem and biodiversity into national and local planning, developmental processes, poverty reduction strategies and national accounts.

The State of Goa got its first and only Ramsar site in August, 2022 at Curchorem. With an area of 42 hectares, it is one of Goa's largest wetlands. State Government have taken initiatives to promote Nature Education & Ecotourism in protected areas.

SUSTAINABLE DEVELOPMENT GOAL

The Index Score for SDG 15 'Life on Land' is 62 and bagged a position in the category of Performer.

SDG 16: Peace, Justice & Strong Institutions

Goal 16 primarily focuses on reducing all forms of violence, and promoting the rule of law at the national and international levels to ensure equal access to justice for all.

Government's Unique Identity Number (Aadhaar) along with the Right to Information Act, 2005, are key steps to strengthen institutions for effective and non-discriminatory public services and empower citizens with access to information.

Legal framework for protection against child abuse has been made more stringent.

The Index Score for SDG 16 'Peace, Justice & Strong Institutions' is 81 and bagged a position in the category of Front Runner.

Multi-Dimensional Poverty Index (MPI)

The Multi-Dimensional Poverty Index (MPI) is based on the three pillars of health, education and standard of living.

For the MPI, data from National Family Health Survey-4 and 5 was taken into account on the parameters of nutrition, child and adolescent mortality, maternal health, years of schooling, school attendance, cooking fuel, sanitation, drinking water, electricity, housing, assets, and bank accounts.

As per the NITI Aayog Report on National Multidimensional Poverty Index, 45,564 people i.e. 0.11% of Goa's population have exited multidimensional poverty. The headcount ratio has drastically declined from 3.76% to 0.84%, i.e. a drop of 2.92%. These figures signify that the proportion of its population living below the poverty line has declined over a period of time.

The Index is seen as a major contribution towards achieving Sustainable Development Goals which aims to reduce "at least by half the proportion of men, women and children of all ages living in poverty in all its dimensions according to national definitions". The report demonstrates that the Government is committed to ensure sustainable and equitable development and eradicate poverty by 2030. The Government's focus on improving access to sanitation, nutrition, cooking fuel, financial inclusion, drinking water, and electricity has led to significant advancements in these areas in Goa.

CHAPTER 7

SWAYAMPURNA GOA PROGRAMME

“Mission with Vision”

Introduction

“Swayampurna Goa Programme”, an innovative idea of the Hon'ble Chief Minister and one of the most appreciated programme across the Nation has completed 3 years on 2nd October, 2023. to attain Self Sustainability in all aspects of Human development with a **vision**:

“Transforming Goa into Self-reliant, Self-Sustainable State with minimum Government and maximum Governance and to ensure last mile delivery”

Empowering villages, and reviving rural economy is the sole purpose of this programme. 237 Swayampurna Mitras and 25 Taluka Nodal Officers have been appointed to reach out to the unreached. Swayampurna Goa programme during its I phase revolved around following ten Focal points

1. Toilet for all
2. Electricity for all
3. Tap water connection to all
4. Housing for all
5. Eligible persons under Dayanand Social Security Scheme
6. Eligible persons under Deen Dayal Swasthya Seva Yojana
7. Eligible persons under Griha Aadhar
8. PM Kisan, Krishi Card, Kisan Credit card to all farmers (Agriculture /Horticulture/ Dairy/ Fisheries/ Poultry)
9. Aids to divyangs & senior citizens
10. Financial Inclusion (Bank account & Insurance – PM Jeevan Jyoti & PM Suraksha Bima Yojana.

During this stage, more than 24,000 Goan Citizens benefited under beneficiary oriented schemes of the Government also the State has achieved status of Har Ghar Certified State. As a results of this, the Government launched “Swayampurna Goa 2.0, Mission with vision to give more emphasis on “Skilling- Reskilling- Up skilling” and Women empowerment with emphasis on the following 16 points in addition to 10 Focal Points emphasized in Phase 1.0.

1. Skill Development for gainful employment
2. Encouraging Startups
3. Regular training of Self Help Group (SHG)
4. Strengthening cold storage chain
5. Bridging gap between Academic and industry
6. Creating Awareness of Health Issues
7. Boosting confidence and handholding of local artisans
8. Incorporation of latest technologies such as Artificial Intelligence (AI), Coding and Robotics in Educational curriculum
9. Enhance employment opportunities
10. Effective Waste Management
11. Strengthening the database of Skilled Labour on e-Shram Portal
12. Promotion of Minimum Support Price for Horticulture produce
13. Promotion of Entrepreneurship
14. Career Counseling
15. Completion of Unique Disability ID Card backlog
16. Expanding compass of Millet Mission

SWAYAMPURNA GOA PROGRAMME

Swayampurna Goa programme in its spherical structure covers every segment of the society with emphasis on Women empowerment, Youth Empowerment, Krishi and Garib kalyan. In addition, to this special attention is also given for Divyangs and Senior citizens of the State.

During the adventurous journey of Swayampurna Goa 2.0 programme several milestones have been achieved.

Swayampurna Goa programme aims at “Last mile Delivery” i.e to reach out to every individual in the State. For this purpose theme based webinars are conducted every month, wherein concerned Hon’ble Minister, Heads of Department have interaction with Swayampurna Mitras, Taluka Nodal Officers, elected representatives and general public to promote and propagate Government’s new initiatives. In this year till January 2024, 10 such live interactions / webinars have been conducted as shown in Table 7.1.

Table No. 7.1
List of theme based webinars/live interaction conducted under Swayampurna Goa Programme

| Sr. No. | Live interaction / Webinars on | Month & Year |
|---------|---|--------------|
| 1 | Schemes and reforms related to Legislative affairs, Environment, Law & Judiciary and Public Works Department. | March 2023 |
| 2 | “Seva Sushasan – Jan kalyan” | April 2023 |
| 3 | “Shram Dham” concept, implemented by Hon’ble Speaker of Goa Legislative Assembly. | May 2023 |
| 4 | Schemes of Sports and Youth Affairs Department for probable beneficiaries / youths / sports persons. | June 2023 |

| | | |
|----|---|---------------|
| 5 | Chief Minister Apprenticeship Training Programme | July 2023 |
| 6 | Gramin Mitra scheme an initiative by IT department. | August 2023 |
| 7 | Special drive under waste management for Municipalities and Village Panchayats of Goa. | November 2023 |
| 8 | Various schemes and reforms related to Agriculture, Handicrafts and Civil Supplies. | November 2023 |
| 9 | Viksit Bharat, PM Vishwakarma Yojana, Mera Yuva Bharat and Mundkar Act. By Hon’ble Chief Minister | December 2023 |
| 10 | International Purple Fest Goa – 2024. | January 2024 |

Source: Directorate of Planning Statistics and Evaluation, Government of Goa

Seva Sushasan Jan Kalyan

In recognition of the contribution of Swayampurna Mitras towards achieving the objective of **NO one should be left behind**, Seva Sushasan Jan Kalyan programme was organized on 24th April, 2023 to boost their morale.

In this programme Hon’ble Chief Minister performed as a Swayampurna Mitra of Saligao Village Panchayat and addressed the issues of the locals. Further, the Hon’ble Chief Minister interacted with all Swayampurna Mitras / Taluka Nodal Officers and general public through video conference.

During this programme the Government Departments had set up their counters at all village Panchayats / Municipalities to create awareness about the Government schemes.

The Government appointed all the Officers of State and Central Cadres as Paryavekshaks to visit all Village

SWAYAMPURNA GOA PROGRAMME

Panchayats and Municipalities across the State.



Completion of 3 years Swayampurna Goa Programme

On the successful completion of 3 years of Swayampurna Goa Programme on 2nd October, 2023 all senior Officers of the Government were deputed at all the Village Panchayats and Municipalities as a "Paryavekshaks" so as to attend live interaction with general public and elected representatives.

The Hon'ble Chief Minister launched **Mukhyamantri Annapurna Yojana**, to provide opportunity to Mahila Self Help Groups / Women entrepreneurs to inculcate spirit of entrepreneurship among them.

On the same occasion Hon'ble Chief Minister also released "**Timeline Document**" which covered all the aspects and major achievements of Aatmanirbhar Bharat Swayampurna Goa Programme.

Release of the "Timeline Document"



The Government has undertaken the following activities under the flagship of Swayampurna Goa Programme during the current year.

Swayampurna Goa e Bazaar

With an aim to inculcate entrepreneurship qualities among the rural youth, rural women and to create self employment opportunities, Swayampurna Chaturthi bazaar was organized on the occasion of Ganesh Chaturthi during the month of September 2022, at 22 different locations in physical mode for 10 days to creating opportunities for local Mahila Self Help Groups, youth and Individuals to market their homemade sweets and other decorative items. This initiative received notable response across the State. As a result the Government went a step ahead and organized Chavath Bazaar through online platform as "Chavath e Bazaar" from 16th - 18th September 2023. It was the 1st time in the country, that such e Bazaar was organized on the occasion of Ganesh Chaturthi, wherein locally produced items by locals from remote villages were made available at the door steps across the State through e-commerce of the consumers network.

Buoyed by the success of "Chavath e Bazaar" the Government decided to create e Bazaar platform i.e. www.swayampurnagoa.com. On 21st October, 2023 the Hon'ble Chief Minister inaugurated this special e Commerce platform on the lines of e commerce giants such as Amazon, Flipkart etc. for the Benefit of Local Artisans, Mahilas and Self Help Groups to sell their home made and hand made products not only in the State but also across the PAN India.

The Directorate of Planning , Statistics and Evaluation has conducted 06

SWAYAMPURNA GOA PROGRAMME

training programmes for various Self Help Groups. More than 500 women have been trained about branding & packaging of homemade and hand made products to make them competent and on-board them on Swayampurna Goa e-Bazaar portal.



Training programme for Mahila Self Help Groups (SHG) / Women Entrepreneurs on Swayampurna e-Bazaar



First order delivered from Swayampurna e-Bazaar

Swayampurna Goa reporting Portal

The Government has developed Swayampurna Goa reporting portal to monitor and evaluate the progress of Swayampurna Goa Programme.

This portal helps the Swayampurna Mitras to update their achievements in real time bases so that current status of the programme can be reported to the Office of the Hon'ble Chief Minister.

In order to create awareness about the portal for swayampurna Mitras training programmes were conducted on 15th December 2023 and 4th January 2024.

Scheme Saturation

There are 13 Flagship Programmes/ Schemes which have been directly monitored by the Office of the Hon'ble Prime Minister. The State has achieved 100% saturation in 07 schemes namely PM Awas Yojana- Urban, Jal Jeevan Mission, Ayushman Bharat Scheme, PM Gramin Sadak Yojana, Swamitva, Bharat Net, Kisan Credit Card (Fisheries). However, the 4 flagship programmes viz Pradhan Mantri Awas Yojanan- Gramin, Pradhan Mantri Kisan Saman Nidhi, Kisan Credit card (Animal) & Kisan Credit card (Agriculture) have attained saturation ranging from 85% to 90%. The remaining 03 flagship programmes / schemes that are PM-SV Anidhi, Atal Pension Yojana & PM Jeevan Jyoti Bima Yojana have attained saturation ranging from 54% to 74%.

Visits of Other State Governments / Agencies

Swayampurna Goa programme, has over a period of time has transform up to a movement. This unique programme has been appreciated by the Hon'ble Prime Minister many a times. As a result delegations of senior Officers from the States of Rajasthan, Gujarat, Uttarakhand, Maharashtra, Assam and Manipur have visited the State during the year 2023-24 to understand the Swayampurna Goa Programme.

During this year, a team of NITI Aayog visited the State especially to understand the Swayampurna Goa Programme on 11-12th May 2023. Also, a delegation of the Government of Uttarakhand visited the State to understand in detail the implementation of Swayampurna Goa Programme on 1st & 2nd June 2023.

SWAYAMPURNA GOA PROGRAMME

Vision For all Programme

The Hon'ble Chief Minister launched "Vision for All" programme for the benefit of Students of class I to X of all Government and Government aided Schools. Under the program free eye checkup camps were conducted to detect students with refractive error and provide corrective glasses free of cost. Students detected with any other eye disorders were provided proper medical treatment with free of cost.

Under "Vision for All", eye checkup of 2.37 lakh students of Standard I to X of all Government and Government aided Schools in Goa was organised.

The complete process of eye checkup is completed in all the Talukas and 3439 students are found with refractive defects. These students will be provided spectacles or referred for further treatment if required, free of cost.



"Vision for all" eye check-up camps

Farmers Training in Bicholim Taluka

The Directorate of Planning Statistics and Evaluation in collaboration with Bicholim Progressive Farmers Producer Company Limited organized training programme on 27th October, 2023 for Swayampurna Mitras and Taluka Nodal Officers of Bicholim Taluka in order to

identify farmers who have not been cultivating the land and have not been trained in appropriate cropping pattern. Also, farmers who are dealing in dairy sector were encouraged to make use of green fodder cultivation to ensure improvement in dairy sector.

Viksit Bharat SankalpYatra (VBSY)

The Information Education and Communication (IEC) vans visited every Village Panchayat across the State from 15th November, 2023 in order to create awareness about various Central Government welfare schemes.



Special Drives conducted by various Departments under Swayampurna Goa Programme across the State

- Directorate of Social Welfare – Drives on Unique Disability Identity Card for Persons with Disabilities; were organized benefiting 532 persons .
- Department of Animal Husbandry Veterinary Services - Drives to promote schemes implemented by Department was organised 692 people benefited.

SWAYAMPURNA GOA PROGRAMME

- Water Resource Department – Drives on Nital Goem Nital Baim, Irrigation well subsidy, Rain water harvesting; organised which were attended by persons 2224.
- District Rural Development Agency (South Goa) - Awareness Camps on MGNREGA and NRLM Scheme; 3415 public attended the awareness camps.
- Directorate of Fisheries – Organised Drive to promote all schemes implemented by the Department; 45 persons benefited.
- Department of Transport - 2937 persons issued learners license.
- Directorate of Planning, Statistics and Evaluation – Aadhaar Enrolment/ Updation camps organized wherein 8269 persons benefited.
- Directorate of Agriculture - Drive on Department schemes organised wherein 3393 persons benefited.
- Cleanliness Drive conducted by Goa Waste Management Corporation across the State.
- Awareness drives conducted by Directorate of Fire and Emergency Services across the State.
- Training programme on Honey Bee keeping organized by ICAR Goa.
- Ayushman Bharat Health Account (ABHA) Card registration drives organised by Directorate of Health Department.

Altogether, 1164 field camps have been conducted by various Governments Departments, which were attended by 29219 persons and 21507 people benefitted during the current year till December 2023.

CHAPTER 8

Unique Identification (UID) / Aadhaar

Introduction

The Aadhaar system provides a single source identity verification for the residents across the country. Once enrolled for Aadhaar, residents can use their Aadhaar number to authenticate and establish their identity multiple times using electronic means or through offline verification, as the case may be.

Aadhaar/Unique Identification (UID) is the first nationally acceptable unique identity number which enables residents to validate their identity and address. Ghost entries and duplicate entries can be checked by linking other documents with Aadhaar. The Unique Identification Authority of India (UIDAI), under the Ministry of Electronics and Information Technology (MeitY), Government of India is mandated to issue UID number called Aadhaar to all eligible residents of India as well as NRIs on their arrival in the Country. UIDAI has also introduced voluntary linking of Aadhaar with the EPIC card, thus preventing duplication of voters across different constituencies.

Aadhaar is not mandatory and cannot be forced upon the residents by the concerned authority. Hence, there is a constant need to create a product whose benefits are strong enough to create a demand for enrolment.

The UID approach is designed on an on-line system i.e. data is stored centrally and authentication is done on-line which eliminates the hassles associated with producing different ID cards for different schemes.

Vision

- To empower the residents of India with a unique identity and a digital platform to authenticate anytime anywhere.
- To ensure security and confidentiality of identity information and authentication records of individuals.
- To ensure compliance of Aadhaar Act 2016 by all individuals and agencies in letter and spirit.

The Central Aadhaar Act 2016

The Aadhaar Targeted Delivery of Financial and Other Subsidies, Benefits and Services Act 2016 (generally referred as the Aadhaar Act 2016) was notified in the Gazette of India dated 26th March 2016 and came into force w.e.f. 12th July, 2016.

MeitY has framed several Rules and Regulations consistent with the Aadhaar Act, for carrying out the provisions of the Aadhaar Act.

Section 7 of the Aadhaar Act 2016 stipulates that as a condition for receipt of a subsidy, benefit or service for which the expenditure is incurred from the Consolidated Fund of India, the Central or the State Government as the case may be, may require an individual to undergo Aadhaar authentication or furnish proof of possessing an Aadhaar number or in case an individual does not possess an Aadhaar number, such individual makes an application for Aadhaar enrollment, and till such time an Aadhaar number assigned to him, the individual shall be offered alternate

and viable means of identification for receipt of a subsidy, benefit or service.

Further, on 24th July, 2019, the Aadhaar and Other Laws (Amendment) Act 2019 has been notified which includes an amendment to Section 7 as under:

“In Section 7 of the Principle Act, after the words *“the Consolidated Fund of India”*, the words *“or the Consolidated Fund of State”* are inserted.

Hence, as per the provisions in the Aadhaar and Other Laws (Amendment) Act 2019, the States can mandate use of Aadhaar authentication for the beneficiaries under Section 7 of the Aadhaar Act 2016 for those schemes which are funded out of the Consolidated Fund of the State. In order to do so, the State Governments are required to notify all such beneficiary schemes under Section 7 of the Aadhaar Act 2016 to ensure that all these schemes are made Aadhaar compliant to bring in total transparency in the implementation of Government programmes.

Regulation 12 of the Aadhaar (Enrollment and Update) Regulations 2016, stipulates that the scheme implementing department is required to offer Aadhaar enrollment facilities to the beneficiaries who have not yet enrolled for Aadhaar in coordination with the existing Registrars in the State or by becoming a UIDAI Registrar itself.

Till such time that the individual/beneficiary gets an Aadhaar, alternate and viable means of identification shall be offered for extending the subsidy/ service/benefit to the beneficiary. If the beneficiary has enrolled for Aadhaar, Enrollment Identification (EID) slip and any of the identity documents such as Bank or Post Office Passbook with photo,

Passport, Ration Card, Voter Identity Card, MGNREGA Card, Kisan Photo Passbook, Driving License issued by the Licensing Authority under the Motor Vehicles Act, 1988 (59 of 1988), Certificate of Identity having photo of such person issued by a Gazetted Officer or a Tehsildar on an official letter head or any other document as specified by the department can be used.

Section 9 of the Aadhaar Act states that possession of Aadhaar or the authentication thereof by itself does not confer any right of or proof of citizenship or domicile of the Aadhaar holder.

The Goa Aadhaar Act 2017

The State has also enacted the Goa Aadhaar (Targeted Delivery of Financial and Other Subsidies, Benefits and Services) Act 2017 (generally referred as the Goa Aadhaar Act 2017) parallel to the Central Act 2016. The same was notified in the Gazette of Goa dated 22nd August, 2017 and came into force w.e.f. 19th October, 2017.

Initiatives by UIDAI to upgrade and strengthen the Aadhaar eco-system

An Individual can verify Aadhaar Authentication History of up-to 50 authentications in past 6 months with date and time of authentication, to enable him in case of an unintended entry.

All Aadhaar enrollment Centres are shifted from private and unsecured locations to secure Government premises where direct supervision by the Government can be ensured.

The Government of India has already issued more than 136 crore Aadhaar numbers as on July 2023 covering more than 94% of overall population and

UNIQUE IDENTIFICATION (UID)

nearly 100% of adult population. The requirement for new enrollment is mainly for the children in the age group of 0-18 years due to new births.

In view of the above and considering the importance of Aadhaar as Proof of Identity (PoI), there has been a growing concern on possible ramifications on national security due to fraudulent enrolment activities. Therefore, in order to minimize the chances of providing Aadhaar to any illegal resident, UIDAI has restricted new enrollments of Aadhaar of residents in the age group of over 18 years to (i) all UIDAI Aadhaar Seva Kendras-ASKs (ii) designated Aadhaar centres run by India Posts/Indian Railways or any Central Government Ministries (iii) designated Aadhaar centres run by State Government Registrars at District/Sub-District/Tehsil Head Quarters decided by the respective UIDAI Regional Office in consultation with the State Government Registrar.

In Goa, 14 Aadhaar Centres operated by the State Registrar have been designated by UIDAI for carrying out new Aadhaar Enrollments in the age group of above 18 years are as follows:

Table No. 8.1
Nos. Aadhaar Enrolment Centres in Goa

| District/ Department | Location |
|--|--|
| North Goa (6 Centres) | |
| 1. Directorate of Planning, Statistics & Evaluation, | Pandit Deendayal Upadhyay Bhavan, Near Pundalik Devasthan, Pundalik Nagar, Alto-Porvorim Goa |
| 2. Directorate of Women & Child Development | CDPO Block Bicholim, Government Complex, Bicholim Goa |
| 3. Directorate of Women & Child Development | CDPO Block Pernem, Government Complex Building, Pernem, Goa. |

| | |
|--|---|
| 4. M/s Goa Electronics Ltd. | Community Health Centre, Valpoi, Sattari, Goa |
| 5. M/s Goa Electronics Ltd. | Shramshakti Bhavan, Panaji, Goa. |
| 6. M/s Goa Electronics Ltd. | Multi-Purpose Cyclone Shelter, Near Fire Station, Porvorim, Goa. |
| South Goa (8 Centres) | |
| 7. M/s Goa Electronics Ltd. | CDPO Block Canacona, 2nd Floor, Government Complex Building, Chaudi Canacona, Goa. |
| 8. Directorate of Women & Child Development | CDPO Block Mormugao, Behind State Bank of India, 2nd Floor, Bhatkalkar Building, Vasco, Mormugao, Goa |
| 9. Directorate of Women & Child Development | CDPO Block Ponda, Near Municipality Garden, Ponda Goa. |
| 10. Directorate of Women & Child Development | CDPO Block Sanguem, VKSS Society, Near Masjid, Sanguem, Goa |
| 11. Directorate of Civil Supplies & Consumer Affairs | Office of the Civil Supplies & Consumer Affairs, Dharbandora, Goa |
| 12. M/s Goa Electronics Ltd. | Curcholem, Old Library Building, above HP Gas, Curcholem, Quepem Goa |
| 13. M/s Goa Electronics Ltd. | Mathany Saldanha Administration Complex, Margao, Salcete, Goa |
| 14. Directorate of Tribal Welfare | Office of the Deputy Director of Tribal Welfare, Old Collectorate Building, 2nd Floor, Margao, Salcete, Goa |

Further, in order to facilitate the States to carry out online verification of the residential status, demographic information and supporting documents submitted by an adult (above 18 years) seeking new enrollment, the UIDAI has developed the "State Government Portal" with access given to designated Nodal Officers at Taluka, District and State level.

UNIQUE IDENTIFICATION (UID)

In Goa, the state Portal has gone live with effect from 28th February, 2023. The Mamlatdars at the taluka level, the Dy. Collectors at the respective North Goa and South Goa districts and the Statistical Officer (Administration DPSE Head Quarters) at the State level have been designated as Nodal Officers for verification of documents submitted for new Aadhaar enrollments of residents above 18 years of age. As on 21st December 2023, 1440 packets have been processed.

Facility for Child Enrollment and update of Mobile Number in Aadhaar

In order to cater to the expected demand of child enrollment in the age group 0-5 years and updation of mobile number in Aadhaar, UIDAI has on-boarded India Post Payment Bank (IPPB) of Department of Posts through its network of postmen and Gramin Dak Sevaks to provide doorstep services of child enrollment and linking of mobile phone to Aadhaar by using smartphones and biometric devices.

In Goa, this facility is available at the following locations:

Table No. 8.2
Nos. of Aadhaar Centres for Child Enrolment in Goa

| District/Registrar | Location |
|--|--|
| North Goa | |
| 1. India Post Payment Bank (IPPB) | Pissurlem Branch Office, Bicholim - 403530 |
| 2. IPPB | Sanquelim Post Office, Bicholim - 403505 |
| 3. IPPB | Pratapnagar Harvalem, Sanquelim, Bicholim - 403505 |
| 4. IPPB | Vinorda, Pernem Post Office - 403512 |
| 5. IPPB | Tuem IE, Pernem - 403512 |
| 6. IPPB | Caranzalem Sub Post Office, Tiswadi - 403002 |
| 7. India Post | Panaji Head Office, Tiswadi - 403001 |

| | |
|-----------------------|--|
| 8. IPPB | Siolim-Marna Post Office Bardez - 403517 |
| 9. IPPB | Mapusa Sub Post Office, Assagao Bardez - 403507 |
| 10. IPPB | Nagargao Branch Office, Sattari - 403506 |
| South Goa | |
| 11. IPPB | MDG, Vasco da Gama, Mormugao - 403802 |
| 12. IPPB | Mangoor Hill Branch Office, Vasco da Gama, Mormugao - 403802 |
| 13. IPPB | Sancoale/Cortalim Post Office Mormugao - 403710 |
| 14. IPPB | Utorda, Salcete - 403713 |
| 15. India Post | Margao Head Office, Salcete - 403601 |
| 16. IPPB | Margao Post Office, Salcete - 403601 |
| 17. IPPB | Macazana Branch Office, Curtorim Salcete - 403709 |
| 18. IPPB | Dramapur Salcete - 403725 |
| 19. IPPB | Verna Sub Post Office, Salcete - 403722 |
| 20. IPPB | Talaulim Branch Office, Salcete - 403707 |
| 21. IPPB | Cuncolim Sub Post Office Salcete - 403703 |
| 22. IPPB | Farmagudi Branch Office, Ponda - 403401 |
| 23. IPPB | Ponda Post Office, Ponda - 403401 |
| 24. IPPB | Cola, Agonda, Canacona - 403702 |
| 25. IPPB | Cotigao Post Office, Canacona - 403702 |
| 26. IPPB | Cavorim Branch Office, Assolda Quepem - 403714 |
| 27. IPPB | Curchorem Sub Post Office, Corderm Quepem - 403706 |
| 28. IPPB | Avadem Post Office, Adnem Quepem - 403705 |

Aadhaar Enrollment for Persons with special needs and disabilities

In line with the Government's commitment to ensure inclusion of persons with special needs and disabilities for digital enabled access to

benefits and services, UIDAI has made special provision in Regulation 6 of the Aadhaar Enrolment and Update Regulations 2016 and has issued biometric exception enrolment guidelines for persons who are unable and cannot provide fingerprints or whose irises cannot be captured due to any reason. Such persons can enroll for Aadhaar by submitting documents of proof of address/identity/date and year of birth along with available biometrics while highlighting the missing ones in the enrolment software.

Aadhaar Document Update service (every 10 years)

Since Aadhaar has emerged as an universally accepted proof of identity for residents in India, in the interest of the general public and to enable accurate authentication, the UIDAI vide Notification dated 09/11/2022, has amended the Aadhaar Enrolment and Update Regulations 2016 (Tenth Amendment) of the Aadhaar Act 2016 whereby residents should update their Aadhaar on completion of every 10 years from the date of enrollment for Aadhaar, at least once, by submitting proof of identity (PoI) and proof of address (PoA) documents to ensure continued accuracy of their information in the Central Identities Data Repository (CIDR).

The Aadhaar Document Update service is available at any Aadhaar Centre at a nominal charge of Rs.50/- approved by the UIDAI. Under ease of living, the UIDAI has provided the facility of updating documents online through myAadhaar portal (<https://myaadhaar.uidai.gov.in>) at a service charge of Rs.25/-. However, in order to encourage more residents to update their documents in Aadhaar, the service was provided free of cost from 15.03.2023 to 14.06.2023. Based on the

positive response from the residents, the free service facility has been extended up to 14.03.2024. Although, Aadhaar Document Update is not mandatory, it is a preferred procedure in order to keep the Aadhaar updated.

In Goa, the Aadhaar Document Update facility is available at 98 Aadhaar Centres, out of which 24 Centres are operated by the State Registrar. Besides, press releases have also been circulated widely read Marathi and English local newspapers to create public awareness and encourage people to get their Aadhaar updated.

Aadhaar at Doorstep Facility:

Home enrollment facility is provided to constrained senior citizens, infirm and bedridden residents, divyangjan (physically and mentally challenged residents) on the basis of applications/requests made to the State Registrar or directly to the UIDAI. 151 residents have availed this facility during the year 2023 (upto December 2023).

Pensioners can submit digital Annual Life Certificate online from the comfort of their home (without physically presenting oneself) through Jeevan Pramaan Portal. UIDAI has provided details of all biometric devices which are permissible for capturing biometrics of a person on its official website www.uidai.gov.in for Aadhaar authentication.

Aadhaar Grievances

Grievances related to Aadhaar enrollment and updates received by the State Registrar or referred by Aadhaar Centres operating in the State are promptly addressed by the State Registrar in coordination with UIDAI, Regional Office, Mumbai (ROM). Cases requiring UIDAI interventions are referred to the UIDAI, Regional Office,

Mumbai. During the year, Directorate of Planning, Statistics and Evaluation has settled approximately 27 public grievances in consultation with UIDAI Regional Office Mumbai during the .

Status of Aadhaar saturation and Aadhaar Enrolment Centres in Goa

Goa has achieved saturation point with an overall Aadhaar generation of over 103% through a network of 98 Permanent Aadhaar Enrolment Stations (PESs) throughout the State, as on November 2023. Out of these, 24 PESs are operated by the State Registrar through Government Departments implementing beneficiary oriented schemes (12 nos.) and through M/s Goa Electronics Limited (6 nos.), the agency on-boarded by the State Registrar to extend Aadhaar services. The remaining PESs are established by India Posts (02 nos.), India Post Payment Bank (35 nos.), CSC (14 nos.) UTITSL (01 no.) and various Banks (22 nos.) The updated details of these Stations are available on the UIDAI website appointments.uidai.gov.in/leasearchinternal.aspx.

New Initiatives to extend Aadhaar Services in Goa

In view of various new beneficiary oriented schemes being implemented by the Government and Aadhaar being a mandatory document for availing benefits under these schemes, the demand for Aadhaar updates (demographic as well as biometric) has increased manifold. Hence, in order to ensure that no resident in Goa is denied the benefit of any eligible scheme due to want of Aadhaar, the Directorate of Planning, Statistics and Evaluation has implemented the following initiatives.

1. M/s Info Tech Corporation of Goa Ltd.(ITG) has been newly on-boarded as an Enrolment Agency with EA code 4071. Necessary

hands-on training has been provided to the operators. The agency is in the process of setting up Aadhaar Centres at different locations in Goa.

2. Directorate of Planning, Statistics and Evaluation is in the process of on-boarding Common Service Center (CSC) e-Governance Services India Ltd., a Special Purpose Vehicle (SPV) of the Ministry of Electronics & Information Technology (MeitY) for setting up of Aadhaar enrollment and update Centres in Goa at Village Panchayats, Municipalities, Corporation of the City of Panaji and Goa Medical College (GMC). The services of the CSC will be also requisitioned for conduct of Aadhaar camps as and when required.
3. The State Registrar organizes Aadhaar enrollment/update drives in camp mode in various Villages with special emphasis on coverage of Women's Shelter Homes, Charity and Old Age Homes, Street Providence Homes, Orphanages and Children's Homes, NGOs, Tribal Communities, Patients from Psychiatric Hospital, AIDs patients, Sex workers and Transgenders etc. 84 such camps have been conducted during the year.
4. During the year, Village Panchayat-wise special Aadhaar enrollment drives have been undertaken from January 2023 so as to cover the entire State in camp mode spanning 1 to 7 days duration. 79 Villages have been covered upto December 2023 and the Talukas of Sanguem in South Goa district and Bicholim in North Goa District have been fully covered.

Aadhaar drives are in progress in the Village Panchayats of Quepem and Salcete Talukas. Such drives

UNIQUE IDENTIFICATION (UID)

are also planned in Canacona, Ponda and other Talukas will be taken up shortly.

Table No. 8.3
Aadhaar enrolments and updates and Home Enrolment services carried out by the State Registrar w.e.f 01/01/2023 to 31/12/2023 in camp mode:

| Sr. No. | Means | No. of Aadhaar camp mode | No. of enrolments and updates |
|---------|--|--------------------------|-------------------------------|
| 1. | Village Panchayats | 206 | 3008 |
| 2. | Home enrolments of divyangs (bed ridden/ physically & - mentally challenged residents) | - | 151 |
| a. | Senior Citizens/Infirmary | - | 45 |
| b. | Persons with disabilities (Mental & Physical) | - | 15 |
| c. | Bedridden | - | 91 |
| 5. | Special Village-wise Aadhaar Drives in Bicholim Taluka under Swayampurna Goa 2.0 | 34 | 4584 |
| 6. | Camps under PM's Vikshit Bharat Sankalp Yatra | 91 | 936 |
| | Total | 331 | 8830 |

Source: Directorate of Planning, Statistics and Evaluation, Govt. of Goa.

Aadhaar Camp in Village Panchayat



Home Enrolment Services



Direct Benefit Transfer (DBT)

DBT, a major reform initiative of the Government of India which envisions transfer of benefits (cash) accruing from various beneficiary oriented Government schemes directly into preferably Aadhaar seeded bank accounts of the beneficiaries. It is also expanded to include in-kind benefits to individuals/group beneficiaries and transfers of collective benefits such as honorarium, incentives etc. made to various enablers of Government schemes based on Aadhaar for better service delivery.

The implementation of Direct Benefit Transfer (DBT) is monitored by the DBT Mission, Cabinet Secretariat, Government of India.

The Central Plan Scheme Monitoring System (CPSMS), the earlier system of the Public Financial Management System (PFMS), of the Office of Controller General of Accounts, was selected to act as the common platform for routing of the Direct Benefit Transfer. Services of CPSMS were engaged for the preparation of beneficiary list, digitally signing the same and processing of payments in the bank accounts of the beneficiary using the Aadhaar Payment Bridge of National Payments Corporation of India (NPCI), enabling digital payments and

settlements systems in India, an initiative of Reserve Bank of India (RBI) and Indian Bank's Association (IBA). Since the first payment made in Puducherry for the Janani Suraksha Yojana in January 2013, DBT emerged as a high priority and focus area of the Government in reforming Government delivery system by re-engineering the existing process in welfare schemes for simpler and faster flow of information/funds ensuring accurate targeting of the beneficiaries, de-duplication and reduction of fraud. In the past several years, DBT has emerged as the accepted way of delivering of over 450 development schemes to more than 900 million people across the country.

Components of DBT

Primary components in the implementation of DBT schemes include Beneficiary Account Validation System, a robust payment and reconciliation platform integrated with RBI, NPCI, Public and Private Sector Banks, Regional Rural Banks and Cooperative Banks (core banking solutions of banks, settlement systems of RBI, Aadhaar Payment Bridge of NPCI) etc.

These systems constitute workflow based systems for Social Sector, Central Sector, Centrally Sponsored and State schemes and include functionalities such as application for schemes by the beneficiary with details of bank account/Aadhaar, examination by scheme owners for eligibility of the beneficiary under scheme guidelines, initiate verification of bank account/Aadhaar, initiate payment through Fund Transfer Order and other MIS related functions. MNREGA, PM-AWAS, PM-KISAN, DBT-PAHAL are some examples of such systems. While in many of the schemes, the payments are linked to Aadhaar, cases are

processed with bank account number, in case Aadhaar is not available.

Payment and Reconciliation

On the selection of beneficiaries, IT systems initiate the payment through payment instructions to PFMS which in turn is routed to banks after necessary validation of beneficiaries. PFMS has evolved as a robust payment and reconciliation platform integrated with more than 500 banks for verification of bank accounts of beneficiaries and for verification of Aadhaar seeding of bank accounts of beneficiary with NPCI. The pre-validation of benefit account/Aadhaar linked bank, drastically brings down the failure of payments as the delays in amount being available in the hands of benefit core Banking Solutions Banks, being the last mile delivery channels play a very vital role in the DBT process flow. As all account based payments are routed through the core bank channels, processing efficiency at this stage coupled with flow of a reverse MIS impart desired momentum to the DBT programme.

Key Stakeholders in DBT:

The key stakeholders in the implementation of DBT are Unique Identification Authority of India (UIDAI), Public Financial Management System (PFMS), National Payments Corporation of India (NPCI), State Level Bankers' Committees (SLBCs), National Informatics Centre (NIC) etc.

Scope of DBT

All welfare/subsidy schemes or components of schemes operated by the Central and State Governments involving cash/in kind benefit transfers to individuals come under the purview of the DBT framework.

For example Public Distribution System (PDS), Food Corporation of India (FCI) is the Government agency responsible for procurement, movement, storage and distribution of food grains to Fair Price Shops. FCI issues the food grains at subsidized rates as fixed by the Government. The rates so fixed do not cover the full economic cost incurred by the Corporation. The difference represents the consumer subsidy for the PDS, and is paid to the Corporation by the Government of India.

The transfer of cash benefits from Ministry/Department to beneficiaries happens through different routes, as given below.

- Directly to beneficiaries
- Through State Treasury Account to beneficiaries
- Through any implementing Agency as appointed
- Centre/State Government to beneficiaries

Pre-requisites for DBT

- Identification of Beneficiaries and Digitization of Beneficiary Database
- Opening of Bank Accounts
- Aadhaar Enrolment
- Seeding of Aadhaar in Beneficiary Database and Bank Accounts
- Last mile Connectivity/ Service Delivery

The success of the DBT initiative depends on the above factors to achieve smooth rollout of the programme.

Business Correspondents (BC) Infrastructure

Reserve Bank of India has introduced Business Correspondents/ Banking Correspondents (BC) as an alternative infrastructure to offer services such as cash transactions in villages lacking

bank branches. Business Correspondents/ Bank Mitras shall play a vital role in operationalizing the programme and ensuring the last mile connectivity, as this will ensure that payments are disbursed to the beneficiaries on time at their doorstep and of full value.

Payment Banks

A payment bank is like any other bank but operates on a smaller scale and can carry out most banking operations like transfers and remittances through a mobile phone but cannot advance loans or issue credit cards. The main objective of payment bank is to widen the horizon of payment and financial services to small businesses, low income households, migrant labour workforce etc. in secured technology driven environment across the country. As on 15th February, 2023, the Reserve Bank of India has accorded in-principle approval to 32 entities to launch Payments Banks. With Payments Banks, RBI seeks to increase the penetration level of financial services in the remote areas of the country.

Mobile Money

Mobile money is a quick way of payment and is helpful in providing solution to last mile issue for better accessibility of DBT. There is a need to develop a comprehensive eco-system for carrying out cashless transactions over mobile platform using Aadhaar as an identifier. This will revolutionize the drive for financial inclusion.

Aadhaar based Direct Benefit Transfer/Aadhaar Payment Bridge System (APBS)

Aadhaar Payment Bridge System (APBS) is an unique payment system of Direct Benefit Transfer. The National

Payment Corporation of India (NPCI) uses Aadhaar Number as a central key for electronically channelizing the Government benefits and subsidies in the Aadhaar Enabled Bank Accounts (AEBA) of the intended beneficiaries. NPCI creates an Aadhaar mapper in order to facilitate the transfer of funds. Aadhaar mapper is the backbone of Aadhaar Payments Bridge (APB) where information pertaining to the banks seeded with the Aadhaar number is maintained in the mapper based on which, NPCI routes payments to the destination Bank and credit is accorded to the DBT beneficiaries.

Based on APBS and the property of 'uniqueness' of Aadhaar, Direct Benefit Transfer is the largest and most impactful of all the applications launched till date. Crores of transactions have been carried out covering various major schemes such as PAHAL, MGNREGA and Pensions etc. This is a significant governance reform to ensure greater transparency and accountability in public service delivery through effective use of technology. Aadhaar as an identity proof ensures correct identification of intended beneficiaries and eliminates fake/ghost beneficiaries through de-duplication of beneficiary database. The process of de-duplication seeks deletion of non-existent beneficiaries from the database and leads to tangible savings to the Government and other stakeholders.

DBT Project in Goa

The Directorate of Planning, Statistics and Evaluation (DPSE) is the Nodal Department for monitoring the implementation of the DBT Project in Goa. DPSE acts as a link between the DBT Mission, New Delhi and the DBT Government Departments to convey various initiatives taken up by the DBT Mission to the DBT Departments for compliance. Even before the

Government of India had conceived the DBT initiative, the State of Goa had initiated DBT in 2002 for payment of salaries of Government employees through the ECS mode. Goa is the foremost State in implementing DBT since the year 2012 and all cash benefits under beneficiary oriented schemes implemented by the Government are disbursed directly into the bank accounts of the beneficiaries. through the electronic mode such as ECS, NEFT, NACH etc.

As on December 2023, the State has identified 16 departments implementing 165 DBT schemes (61 Centrally sponsored schemes and 104 State schemes).

State DBT Portal

The State National Informatics Centre (NIC) is the Technical partner for implementation of DBT. The Goa DBT Portal (<https://dbtgoa.gov.in>) has been designed, developed and maintained by the NIC State Unit. It has been live since 9th February, 2018. It is integrated with DBT Bharat Portal and the expenditure incurred from the Consolidated Fund of the State is reported by the DBT scheme implementing departments on monthly basis through web services.

All the DBT schemes pertaining to Goa are on-board the Goa DBT Portal and Bharat Portal. All the 104 State schemes are notified under Section 7 of Aadhaar Act 2016 (Aadhaar and Other Laws (Amendment) Act 2019).

Aadhaar Payment Bridge System and Savings accrued on account of DBT

The flagship scheme of the State Government viz. Griha Aadaar implemented by the Directorate of Women and Child Development under which financial assistance of ₹1500/- per

UNIQUE IDENTIFICATION (UID)

month is disbursed to housewives/beneficiaries is the only DBT scheme in the State on the Aadhaar Bridge Bayment System (ABPS).

During the year 2023-24, upto November 2023, out of 1,34,200 beneficiaries, 52,357 beneficiaries were paid through ABPS. An amount of ₹47.35 lakh was saved through recoveries on account of various reasons such as ineligibility, beneficiary expired, double benefit, missing beneficiaries, migrated beneficiaries, duplication of beneficiaries etc.

Under the 2nd flagship scheme of the State Government viz. Dayanand Social Security Scheme implemented by Directorate of Social Welfare, the State provides ₹2000/- per month to the senior citizens/persons with disabilities/single women/HIV+ve patient and orphans and ₹2500/- is provided to children with disabilities (90% and above).

During the financial year 2022-23 upto November 2023, cash benefits were disbursed to 1,39,178 beneficiaries through the ECS/NEFT/ACH mode. Savings to the tune of ₹72.61 lakh were accrued due to ineligibility, beneficiary expired, double benefit, missing beneficiaries, migration of beneficiaries, duplications etc. It is the endeavor of the Government to bring all DBT schemes under the purview of the Aadhaar Bridge Payment System at the earliest.

CHAPTER 9

AGRICULTURE & ALLIED ACTIVITIES

AGRICULTURE

Government is providing assistance to agriculture at all levels to provide substantial returns to the farmers. Being a progressive State, the farmers face tremendous shortage of manual labour. The dependence on machines for agricultural activities is the emerging trend. The land holding of farmers of Goa is small and nearly 80% of farmers own less than 1 ha. of land.

Government promotes large scale cultivation of various crops for which assistance for seed, pesticides, manures besides land preparation is provided. Goa is perhaps the only State where the farmers are assured of the price for their produce. The State provides assurance of support price in case of Paddy, Coconut, Arecanut, Oil Palm, Sugarcane, etc. which safeguard the farmers against any losses due to collapse in market price to keep farming at its prime level. Marketing of the agriculture produce is also done in the Govt. Market Yards, Co-operative Societies, Private Dealers, local market etc. The cultivation of horticultural crops is gaining importance due to better returns, lower risk and tolerance of these crops for part time farming.

International Year of Millets (IYoM)

United Nations had declared the year 2023 as the “International Year of Millets (IYoM)”. As part of the same, ‘Millet Utsav’ was organized by the Agriculture department, wherein various activities were conducted to create awareness on cultivation practices and Value Addition in Millets, to promote, motivate and

encourage farmers for Millets cultivation. This has resulted in the increase of area under Millets from 20 ha to 50 ha.



Achievements

- **Assured price for Agriculture Produce**

The scheme envisages the minimum price assured by Government for sale of produce by a farmer to encourage them to venture into investments in agriculture with full confidence so that farming community could maintain traditional plantation that support rural economy of Goa. Moreover, younger generation would step forward to take up agriculture as an economically viable activity. Produce covered under the scheme are Paddy, Alsando, Sugarcane, Oilpalm, Arecanut, Cashewnut and Coconut.

The details of financial and physical achievements under this scheme, for the period 2019-20 to 2023-24 (upto December 2023) are given in Table No.9.1

AGRICULTURE & ALLIED ACTIVITIES

Table No. 9.1
Assured price for Agriculture Produce

| Sr. No. | Financial Year | Expenditure incurred (₹ in Lakh) | Beneficiaries (Nos.) |
|---------|-------------------------|----------------------------------|----------------------|
| 1 | 2019-20 | 1061.30 | 9018 |
| 2 | 2020-21 | 1749.48 | 9586 |
| 3 | 2021-22 | 656.02 | 7250 |
| 4 | 2022-23 | 534.12 | 5766 |
| 5 | 2023-24 (upto Dec.2023) | 1199.42 | 6511 |

Source: Directorate of Agriculture

• Assistance for High Yielding and Certified Seed

Under this scheme, high yielding and certified seed of Paddy, Pulses and Groundnut are provided to the farmers @ 50% subsidy at source, through designated agencies and Agriculture department.

The details of financial and physical achievements under this scheme, for the period 2019-20 to 2023-24 (upto December 2023) are given in Table No.9.2.

Table No. 9.2
Assistance for High Yielding and Certified Seed

| Sr. No. | Financial Year | Exp. incurred (₹ in Lakh) | Beneficiaries (Nos.) |
|---------|-------------------------|---------------------------|----------------------|
| 1 | 2019-20 | 78.03 | 9877 |
| 2 | 2020-21 | 85.40 | 10543 |
| 3 | 2021-22 | 90.48 | 9938 |
| 4 | 2022-23 | 109.39 | 11956 |
| 5 | 2023-24 (upto Dec.2023) | 95.49 | 8646 |

Source: Directorate of Agriculture

• Assistance for Fencing

Under this scheme, subsidy of 75% for General category and 90% for SC/ST category on standard cost as approved from time to time or actual cost whichever less for traditional type of fencing and subsidy of 90% for solar power fencing irrespective of

category of farmer, restricted to ₹2.00 lakh for individual farmer is provided.

The details of financial and physical achievements under this scheme, for the period 2019-20 to 2023-24 (upto December 2023) are given in Table No.9.3

Table No. 9.3
Assistance for Fencing

| Sr. No. | Financial Year | Exp. incurred (₹ in Lakh) | Beneficiaries (Nos.) |
|---------|-------------------------|---------------------------|----------------------|
| 1 | 2019-20 | 214.22 | 264 |
| 2 | 2020-21 | 222.12 | 260 |
| 3 | 2021-22 | 159.81 | 182 |
| 4 | 2022-23 | 305.86 | 343 |
| 5 | 2023-24 (upto Dec.2023) | 119.91 | 139 |

Source: Directorate of Agriculture

• Promotion of Mechanization in Agriculture

Goa, being a progressive State, faces acute shortage of labour required for various farming activities.

In order to overcome this scarcity and high cost of labour and to complete the agricultural operations in a timely manner, mechanization has been promoted in agricultural activities.

Machinery is provided by the Department at subsidized rates, so as to encourage the farmers to take up agriculture and to bring more area under cultivation.

The details of financial and physical achievements under this scheme, for the period 2019-20 to 2023-24 (upto

AGRICULTURE & ALLIED ACTIVITIES

December 2023) are given in Table No.9.4

Table No. 9.4
Promotion of Mechanization in Agriculture

| Sr. No. | Financial Year | Exp. incurred (₹ in Lakh) | Beneficiaries (Nos.) |
|---------|-------------------------|---------------------------|----------------------|
| 1 | 2019-20 | 479.74 | 1425 |
| 2 | 2020-21 | 422.81 | 1470 |
| 3 | 2021-22 | 463.17 | 3038 |
| 4 | 2022-23 | 806.10 | 2886 |
| 5 | 2023-24 (upto Dec.2023) | 565.96 | 1862 |

Source: Directorate of Agriculture



- **Revitalization of Khazan lands by seed distribution of salt resistant paddy varieties at subsidized rates**

In order to revitalize and bring back the neglected Khazan lands into cultivation, seed of local Korgut and other salt resistant paddy varieties is distributed at 100% subsidized rate.

The details of financial and physical achievements under this scheme, for the period 2019-20 to 2023-24 (upto December 2023) are given in Table No.9.5.

Table No. 9.5
Achievements under Revitalization of Khazan lands

| Sr. No. | Financial Year | Exp. incurred (₹ in Lakh) | Beneficiaries (Nos.) |
|---------|-------------------------|---------------------------|----------------------|
| 1 | 2019-20 | 4.02 | 350 |
| 2 | 2020-21 | 2.04 | 207 |
| 3 | 2021-22 | 2.06 | 220 |
| 4 | 2022-23 | 1.45 | 115 |
| 5 | 2023-24 (upto Dec.2023) | 0.53 | 63 |

Source: Directorate of Agriculture

- **Assistance for Community farming**

Assistance @ 90% is provided to Community Farming Group on the standard cost/relevant GSR as fixed by the relevant Cost Estimation Committee of the Directorate of Agriculture from time to time on creation of infrastructure in common for the entire group. The details of financial and physical achievements under this scheme, for the period 2020-21 to 2023-24 (upto December 2023) are given in Table No. 9.6.

Table No. 9.6
Assistance for community farming

| Sr. No. | Financial Year | Exp. incurred (₹ in Lakh) | Beneficiaries (Nos.) |
|---------|-------------------------|---------------------------|----------------------|
| 1 | 2020-21 | 11.94 | 3 |
| 2 | 2021-22 | 49.07 | 11 |
| 3 | 2022-23 | 54.00 | 194 |
| 4 | 2023-24 (upto Dec.2024) | 60.23 | 204 |

Source: Directorate of Agriculture

AGRICULTURE & ALLIED ACTIVITIES

• Special Assistance for Sugarcane growers

Under this scheme, Special financial assistance for all five year (i.e. 2020-21 to 2024-25) is provided to the Sugarcane farmer on the basis of highest productivity obtained by the concerned farmer during last 5 years (2015-16 to 2019-20) limited to 80 MT per ha. The details of financial and physical achievements under this scheme, for the period 2019-20 to 2023-24 (upto December 2023) are given in Table No.9.7

Table No. 9.7
Special Assistance for Sugarcane Growers

| Sr. No. | Financial Year | Exp. incurred (₹ in Lakh) | Beneficiaries (Nos.) |
|---------|-------------------------|---------------------------|----------------------|
| 1 | 2019-20 | 999.80 | 720 |
| 2 | 2020-21 | 1000.00 | 720 |
| 3 | 2021-22 | 1000.00 | 720 |
| 4 | 2022-23 | 1000.00 | 720 |
| 5 | 2023-24 (upto Dec.2023) | 179.00 | 620 |

Source: Directorate of Agriculture

• Interest Subsidy on Loans for Agriculture & Allied Activities

State Government provides interest subsidy of 4% in addition to interest subsidy of 3% provided by Government of India for short term crop loan upto ₹3.00 lakh and for long term crop loan upto ₹ 5.00 Lakh, in order to encourage and support farmers in pursuing agriculture as a viable and lucrative activity. The details of financial and physical achievements under this scheme for the period 2019-20 to 2023-24 (upto December 2023) are given in Table No. 9.8

Table No. 9.8
Interest Subsidy on Loans for Agriculture & Allied Activities

| Sr. No. | Financial Year | Exp. incurred (₹ in Lakh) | Beneficiaries (Nos.) |
|---------|-------------------------|---------------------------|----------------------|
| 1 | 2019-20 | 39.88 | 4306 |
| 2 | 2020-21 | 58.15 | 3396 |
| 3 | 2021-22 | 34.42 | 1825 |
| 4 | 2022-23 | 21.97 | 1206 |
| 5 | 2023-24 (upto Dec.2023) | 25.00 | 827 |

Source: Directorate of Agriculture

• Shetkari Adhar Nidhi:

The scheme covers the damage to field crops, horticulture crops, spices, medicinal plants, floriculture, losses to infrastructure like farm retaining wall, fencing, well, irrigation system and pipeline, pump and green houses. Similarly, losses to agriculture produce ready for sale, inputs required for agricultural production, agriculture machinery and equipments along with natural calamities that prevent the farmer from economic crop cultivation are covered under the scheme.

Damages that are caused due to following reasons are considered for compensation. a) Floods b) Drought c) Cyclonic rains d) Landslide and siltation e) Epidemic of pest and diseases f) Unseasonal rains g) Accidental fire h) Lightning i) Cloud burst j) Earthquake k) Wild Animals.

The details of financial and physical achievements under this scheme, for the period 2019-20 to 2023-24 (upto December 2023) are given in Table No.9.9

AGRICULTURE & ALLIED ACTIVITIES

Table No. 9.9
Shetkari Adhar Nidhi

| Sr. No. | Financial Year | Exp. incurred (₹ in Lakh) | Beneficiaries (Nos.) |
|---------|-------------------------|---------------------------|----------------------|
| 1 | 2019-20 | 402.56 | 3774 |
| 2 | 2020-21 | 231.36 | 1879 |
| 3 | 2021-22 | 405.89 | 2767 |
| 4 | 2022-23 | 67.71 | 375 |
| 5 | 2023-24 (upto Dec.2023) | 75.00 | 291 |

Source: Directorate of Agriculture

• PM Kissan Samman Nidhi

This Scheme was initiated during the year 2018-19 with an objective to provide income support to all land holding farmers families in the country having cultivable land. Under this scheme, an amount of ₹ 6000/- per year is released by Central Government, directly into bank accounts of eligible farmers under Direct Benefit Transfer Mode. The details of financial and physical achievements under this scheme, for the period 2018-19 to 2023-24 (upto December 2023) are given in Table No. 9.10

Table No. 9.10
PM Kisan Samman Nidhi

| Financial Year | Exp. incurred (₹ in Lakh) | Beneficiaries (in nos) |
|-------------------------|---------------------------|--|
| 2018-19 | 43.78 | 2189 (1 st installment) |
| 2019-20 | 435.06 | 7251 (2 nd , 3 rd & 4 th installment) |
| 2020-21 | 552.08 | 9202 (5 th , 6 th & 7 th installment) |
| 2021-22 | 565.54 | 9426 (8 th , 9 th & 10 th installment) |
| 2022-23 | 485.10 | Installment: 11 th - 9769 12 th - 6770 13 th - 7716 |
| 2023-24 (upto Dec.2023) | 233.00 | Installment: 14 th - 5688 15 th - 5982 |

Source: Directorate of Agriculture

• Plant Protection

Under the scheme, two major components are taken up to protect the crops: a) 100% seed treatment by chemicals/ bio-pesticides which is to be distributed free of cost to farmers and b) 75% assistance for Pest Management by biological/chemical means. The Physical and Financial achievements under the scheme from 2019-20 to 2023-24 (upto Dec.2023) is given in Table No. 9.11

Table No. 9.11
Achievements under Plant protection

| Sr. No. | Financial Year | Area (in Ha) | Amount Disbursed (in lakh) |
|---------|-------------------------|--------------|----------------------------|
| 1 | 2019-20 | 1253.34 | 11.04 |
| 2 | 2020-21 | 2340.00 | 17.42 |
| 3 | 2021-22 | 2365.00 | 11.64 |
| 4 | 2022-23 | 2430.00 | 18.07 |
| 5 | 2023-24 (upto Dec.2023) | 1075.00 | 17.39 |

Source: Directorate of Agriculture

• Special Component Plan for Scheduled Caste & Tribal Area Sub-Plan

a) Assistance for purchase of Agri input to Scheduled Caste (SC)

This scheme provides subsidy @ 75% of cost for purchase of inputs such as seed, planting material, etc. limited to Rs 24000/- per individual farmer.

The details of financial and physical achievements under this scheme, for the period 2019-20 to 2023-24 (upto December 2023) are given in Table No. 9.12

AGRICULTURE & ALLIED ACTIVITIES

Table No. 9.12
Assistance for Purchase of Agriculture Inputs for
Scheduled Caste (SC) farmers

| Sr. No. | Financial Year | Exp. incurred (₹ in Lakh) | Beneficiaries (Nos.) |
|---------|-------------------------|---------------------------|----------------------|
| 1 | 2019-20 | 0.33 | 3 |
| 2 | 2020-21 | 0.07 | 1 |
| 3 | 2021-22 | 0.23 | 2 |
| 4 | 2022-23 | 0.25 | 3 |
| 5 | 2023-24 (upto Dec.2023) | 0.71 | 4 |

Source: Directorate of Agriculture

Scheduled Caste farmers are also eligible for subsidy @ 90% in all the State Sector Schemes, where financial assistance is provided under Special Component Plan for Scheduled Castes. The details of financial and physical achievements under this scheme, for the period 2019-20 to 2023-24 (upto December 2023) are given in Table No.9.13

Table No. 9.13
Special Component Plan for Scheduled Caste farmers

| Sr. No. | Financial Year | Exp. incurred (₹ in Lakh) | Beneficiaries (Nos.) |
|---------|-------------------------|---------------------------|----------------------|
| 1 | 2019-20 | 3.69 | 43 |
| 2 | 2020-21 | 6.82 | 38 |
| 3 | 2021-22 | 4.78 | 53 |
| 4 | 2022-23 | 3.75 | 50 |
| 5 | 2023-24 (upto Dec.2023) | 1.03 | 22 |

Source: Directorate of Agriculture

b) Assistance for purchase of Agri inputs to ScheduledTribe (ST)

This scheme provides subsidy @ 75% of cost for purchase of inputs such as

seed, planting material, etc. limited to Rs 24000/- per individual farmer.

The details of financial and physical achievements under this scheme, for the period 2019-20 to 2023-24 (upto December 2023) are given in Table No.9.14

Table No. 9.14
Assistance for purchase of Agriculture inputs to
Scheduled Tribe (ST)

| Sr. No. | Financial Year | Exp. incurred (₹ in Lakh) | Beneficiaries (Nos.) |
|---------|-------------------------|---------------------------|----------------------|
| 1 | 2019-20 | 173.92 | 2057 |
| 2 | 2020-21 | 130.79 | 2353 |
| 3 | 2021-22 | 99.68 | 1775 |
| 4 | 2022-23 | 153.49 | 2636 |
| 5 | 2023-24 (upto Dec.2023) | 105.72 | 1842 |

Source: Directorate of Agriculture

Scheduled Tribe farmers are also eligible for subsidy @ 90% in all the State Sector Schemes, where financial assistance is provided under Tribal Sub-Plan for Scheduled Tribes.

The details of financial and physical achievements under this scheme, for the period 2019-20 to 2023-24 (upto December 2023) are given in Table No.9.15

Table No. 9.15
Tribal Sub-Plan for Scheduled Tribes farmers

| Sr. No. | Financial Year | Exp. incurred (₹ in Lakh) | Beneficiaries (Nos.) |
|---------|-------------------------|---------------------------|----------------------|
| 1 | 2019-20 | 972.06 | 6225 |
| 2 | 2020-21 | 841.55 | 7357 |
| 3 | 2021-22 | 442.35 | 5254 |
| 4 | 2022-23 | 467.06 | 3003 |
| 5 | 2023-24 (upto Dec.2023) | 448.18 | 5731 |

Source: Directorate of Agriculture

AGRICULTURE & ALLIED ACTIVITIES

- Modified scheme for Custom hiring service in Agriculture**

The scheme provides 50% subsidy on standard hire charges of agricultural machinery hired from the department and those from registered service providers of agricultural machineries, enrolled with the department.

The details of financial and physical achievements under this scheme, for the period 2019-20 to 2023-24 (upto December 2023) are given in Table No.9.16

Table No. 9.16
Modified scheme for Custom hiring service in Agriculture

| Sr. No. | Financial Year | Exp. incurred (₹ in Lakh) | Beneficiaries (Nos.) |
|---------|-------------------------|---------------------------|----------------------|
| 1 | 2019-20 | 406.30 | 54317 |
| 2 | 2020-21 | 464.82 | 62639 |
| 3 | 2021-22 | 464.82 | 74420 |
| 4 | 2022-23 | 548.54 | 63940 |
| 5 | 2023-24 (upto Dec.2023) | 503.65 | 58707 |

Source: Directorate of Agriculture

- Assistance for Creation of Irrigation Infrastructure**

Under this scheme, financial assistance is provided for creation of irrigation infrastructure such as for Digging and Construction of Irrigation Well, Installation of Irrigation Pump, Water conveying pipeline, Water Storage Tank, micro irrigation and Add-on Gadgets, etc.

The details of financial and physical achievements under this scheme, for the period 2019-20 to 2023-24 (upto December 2023) are given in Table No.9.17.

Table No. 9.17
Assistance for Creation of Irrigation Infrastructure

| Sr. No. | Financial Year | Exp. incurred (₹ in Lakh) | Beneficiaries (Nos.) |
|---------|-------------------------|---------------------------|----------------------|
| 1 | 2019-20 | 126.68 | 136 |
| 2 | 2020-21 | 172.64 | 517 |
| 3 | 2021-22 | 192.79 | 576 |
| 4 | 2022-23 | 198.70 | 513 |
| 5 | 2023-24 (upto Dec.2023) | 133.90 | 390 |

Source: Directorate of Agriculture



- Promotion of Organic Farming**

Under this scheme, assistance @ 50% is provided for purchase of inputs such as Organic Manure, Bio fertilizer, Bio Pesticides and for setting up of Organic/Bio input production unit. In order to promote local markets, assistance is also provided for sale of local products to the local community @ 90% of the cost.

The details of financial and physical achievements under this scheme, for the period 2019-20 to 2023-24 (upto December 2023) are given in Table No.9.18.

AGRICULTURE & ALLIED ACTIVITIES

Table No. 9.18
Promotion of Organic Farming

| Sr. No. | Financial Year | Exp. incurred (₹ in Lakh) | Beneficiaries (Nos.) |
|---------|-------------------------|---------------------------|----------------------|
| 1 | 2019-20 | 25.41 | 526 |
| 2 | 2020-21 | 17.67 | 386 |
| 3 | 2021-22 | 39.85 | 712 |
| 4 | 2022-23 | 24.99 | 342 |
| 5 | 2023-24 (upto Dec.2023) | 30.78 | 631 |

Source: Directorate of Agriculture



• Repair and maintenance of notified protective bunds

The Soil Conservation Division of Agriculture is carrying out works of repairs and strengthening of notified Khazan bunds to prevent ingress of saline water in low lying paddy fields along river estuaries, so as to prevent inundation of paddy fields & to bring more area under cultivation for increase of production. Subsidy is provided to the Tenants Associations for the said work. The details of financial and physical achievements under 50:50 and under 90:10 pattern of assistance, for the period 2019-20 to 2023-24 (upto

December 2023) are given in Table No.9.19 and No.9.20 respectively.

Table No. 9.19
Repair and maintenance of notified protective bunds under 50:50 pattern

| Financial Year | Exp. incurred (₹ in Lakh) | Area protected (Ha.) | Beneficiaries (Nos.) |
|-------------------------|---------------------------|----------------------|----------------------|
| 2019-20 | Nil | Nil | Nil |
| 2020-21 | Nil | Nil | Nil |
| 2021-22 | 33.59 | 1674.60 | 26 |
| 2022-23 | 39.55 | 894.00 | 11 |
| 2023-24 (upto Dec.2023) | 65.42 | 241.00 | 29 |

Source: Directorate of Agriculture

Table No. 9.20
Repair and maintenance of notified protective bunds under 90:10 pattern

| Financial Year | Exp. incurred (₹ in Lakh) | Area protected (Ha.) | Beneficiaries (Nos.) |
|-------------------------|---------------------------|----------------------|----------------------|
| 2019-20 | 1199.66 | 150.00 | 10 |
| 2020-21 | 459.52 | 212.00 | 10 |
| 2021-22 | 626.52 | 103.34 | 11 |
| 2022-23 | 2248.00 | 191.00 | 12 |
| 2023-24 (upto Dec.2023) | 1651.62 | 241.00 | 15 |

Source: Directorate of Agriculture

• Rashtriya Krishi Vikas Yojana(RKVY)

A Flagship programme of Government of India, implemented in the State of Goa on (60:40)sharing pattern. Agriculture and other allied sectors such as Horticulture, Animal Husbandry, Fisheries, Dairy, Marketing Cooperatives are part of the scheme.

AGRICULTURE & ALLIED ACTIVITIES

The details of financial and physical achievements under this scheme, for the period 2019-20 to 2023-24 (upto December 2023) are given in Table No.9.21.

Table No. 9.21
Rashtriya Krishi Vikas Yojana(RKVY)

| Sr. No. | Financial Year | Exp. incurred (₹ in Lakh) | Beneficiaries (Nos.) |
|---------|-------------------------|---------------------------|----------------------|
| 1 | 2019-20 | 634.06 | 7 |
| 2 | 2020-21 | 1174.97 | 10 |
| 3 | 2021-22 | 362.92 | 5 |
| 4 | 2022-23 | 996.32 | 12 |
| 5 | 2023-24 (upto Dec.2023) | 483.50 | 5 |

Source: Directorate of Agriculture

• Paramparagat Krishi Vikas Yojana (PKVY)

This is a Central scheme implemented in the State of Goa on (60:40) sharing pattern, under which Grants are provided by the Govt. of India for popularizing Organic Farming through Cluster approach.

The details of financial and physical achievements under this scheme, for the period 2020-21 to 2023-24 (upto December 2023) are given in Table No.9.22

Table No. 9.22
Paramparagat Krishi Vikas Yojana (PKVY)

| Sr. No. | Financial Year | Exp. incurred (₹ in Lakh) | Beneficiaries (Nos.) |
|---------|-------------------------|---------------------------|----------------------|
| 1 | 2020-21 | 253.40 | 17 |
| 2 | 2021-22 | 47.00 | 11 |
| 3 | 2022-23 | 436.66 | 3108 |
| 4 | 2023-24 (upto Dec.2023) | 104.17 | 298 |

Source: Directorate of Agriculture

• National Horticulture Mission

This is a Central scheme implemented in the State of Goa for development of horticulture in the State. The expenditure is shared on 60:40 basis between the Government of India and the State Government. The components include Production of planting material, Establishment of new gardens of fruit, flower, spices, Rejuvenation/ Replacement of senile plantations of Cashew, Creation of water sources, Promotion of Integrated Pest Management, Organic Farming, Protected cultivation of flowers and vegetables and Post harvest management & marketing infrastructure.

The details of financial and physical achievements under this scheme, for the period 2019-20 to 2023-24 (upto December 2023) are given in Table No.9.23

Table No. 9.23
National Horticulture Mission

| Sr. No. | Financial Year | Exp. incurred (₹ in Lakh) | Beneficiaries (Nos.) |
|---------|-------------------------|---------------------------|----------------------|
| 1 | 2019-20 | 135.84 | 387 |
| 2 | 2020-21 | 178.56 | 2939 |
| 3 | 2021-22 | 38.12 | 261 |
| 4 | 2022-23 | 142.83 | 2194 |
| 5 | 2023-24 (upto Dec.2023) | 47.20 | 692 |

Source: Directorate of Agriculture

• Pradhan Mantri Krishi Sinchayee Yojana - Per Drop More Crop

The overarching vision of Pradhan Mantri Krishi Sinchayee Yojana (PMKSY) is to ensure access to some means of protective irrigation to all agricultural farms in the country, to produce 'per drop more crop', thus bringing much desired rural prosperity.

The details of financial and physical achievements under this scheme, for the

AGRICULTURE & ALLIED ACTIVITIES

period 2019-20 to 2023-24 (upto December 2023) are given in Table No. 9.24

Table No. 9.24

Pradhan Mantri Krishi Sinchayee Yojana - Per Drop More Crop

| Sr. No. | Financial Year | Exp. incurred (₹ in Lakh) | Beneficiaries (Nos.) |
|---------|-------------------------|---------------------------|----------------------|
| 1 | 2019-20 | 84.86 | 575 |
| 2 | 2020-21 | 54.82 | 338 |
| 3 | 2021-22 | NIL | NIL |
| 4 | 2022-23 | 38.11 | 229 |
| 5 | 2023-24 (upto Dec.2023) | NIL | NIL |

Source: Directorate of Agriculture

• Kisan Credit Card

Kisan Credit Cards (KCC) are issued to the farmers on the basis of their holdings for uniform adoption by the banks, so that farmers may use them to readily purchase agriculture inputs such as seeds, fertilizers, pesticides etc. and draw cash for their production needs. The scheme was further extended for the investment credit requirement of farmers viz. allied and non-farm activities in the year 2004. The scheme was further revisited in 2012 by a Working Group with a view to simplify the scheme and facilitate issue of Electronic Kisan Credit Cards.

The details of financial and physical achievements for the period 2020-21 to 2023-24 (upto September 2023) are given in Table No.9.25

Table No. 9.25
Kisan Credit Card

| Sr. No. | Financial Year | Loan disbursed (₹ in Crores) | No. of Farmers availing KCC |
|---------|--------------------------|------------------------------|-----------------------------|
| 1 | 2020-21 | 47.69 | 1837 |
| 2 | 2021-22 | 68.07 | 918 |
| 3 | 2022-23 | 65.17 | 813 |
| 4 | 2023-24 (upto Sept.2023) | 29.40 | 424 |

Source: Directorate of Agriculture

• KRISHI CARD

Krishi Card uniquely identifies each farmer and creates a central repository of all his farming assets and land holdings. Additionally, a unified scheme management framework ensures that the data about the farmer is seamlessly shared across schemes/subsidies and gives an efficient central monitoring mechanism to the department as well. Upto 31st December, 2023, 49533 Krishi Cards have been issued in the State.

• Goa College of Agriculture

The Don Bosco College of Agriculture, Sulcorna, Goa, affiliated to Goa University and established in the year 2015-16 has been academically merged with the Goa College of Agriculture in December, 2022. College offers a professional 04 years B. Sc. (Hons.) Agriculture degree for the students from Goa and different States of India. The College adopts Vth Deans' syllabus provided by Indian Council of Agricultural Research, Government of India.

The campus has sprawled to over 50 acres area comprising College building, Laboratories, boys and girls hostels, Poly houses and experimental fields as well as Sports facilities.

College has projects on production of mushroom, spawn, bio-control agents, composting, vermi-composting, apiary, seed production, organic farming, scientific research etc. The college has collaborative projects with private and government organizations.



• Soil Health Improvement in the State of Goa

Government of Goa, through Directorate of Agriculture continuously work towards maintaining the health of Goan Soils for more than three decades. Moreover, recently Government has announced plans to cover whole of Goa under Organic farming. The status of soils is continuously analyzed through two static soil testing laboratories under the department one at Ela Farm, Old-Goa in North-Goa and another at Krishi Vigyan Kendra, Margao in South Goa.

Total 12 parameters (pH, Electrical Conductivity, Organic Carbon, Nitrogen, Phosphorus, Potassium, Sulphur, Iron, Manganese, Copper, Zinc and Boron) are analyzed in each laboratory. Soil Health Cards are issued to the farmers and on the basis of Soil Testing Report, farmers are advised to use appropriate nutrients.

Other Activities

- A Memorandum of Understanding (MoU), has been signed with Infotech Corporation, Goa, under the M-Krishi Project with Design, Development, Implementation, Training and Maintenance of "Schemes and Agriculture Related Information under RKVY" on behalf of Directorate of Agriculture. The prototype of the mobile application M-Krishi is rolled out for testing.
- A State Level Exhibition was held to create an impact on farming community about the achievement and dissemination of new technology in agriculture and for creating awareness about Government Schemes.
- Special Drives were conducted to create awareness about the "Pradhan Mantri Fasal Bima Yojana" among the farmers to increase the coverage under the scheme.
- One day Training Programme under the "Western Ghat Development Programme" was conducted to create awareness among the farmers regarding Soil and Water Conservation.

Awards to Farmers

In order to recognize the farmer's outstanding contribution to farming, four State Awards are presented every year. During the year 2023 the following are the recipients of the award.

- Krishi Ratna which carry a cash prize of ₹ 2.00 lakh along with a citation awarded to Hemant P. Samant, ConxemNirankal, Ponda.
- Krishi Vibhushan which carry a cash prize of ₹ 1.00 lakh along with a citation was awarded to Shri.

AGRICULTURE & ALLIED ACTIVITIES

Mahesh Narayan Gaunker, Thatodi, Dharbandora- Goa.

- Krishi Bhushan which carry a cash prize of ₹ 0.50 lakh along with a citation awarded to Shri. Dayanand Anant Fal Dessai, Dessaiwada, Pirla, Quepem –Goa.
- Special Agriculture Award “Fr. Inacio Almeida Annual award for Organic Farming” which will carry a cash prize of ₹ 0.50 lakh alongwith citation awarded to Shri. Krishna Anand Sinari Gaonkar, Ambeshi wada, Amona, Sankhali –Goa.

GOA STATE HORTICULTURE CORPORATION LIMITED (GSHCL)

The GSHCL, a Government of Goa undertaking was incorporated in 1993, with a main objective to carry on business in Goa for promoting, cultivating and marketing all types of horticulture and plantation crops.

GSHCL purchases vegetables and fruits from Belgavi and Maharashtra, and also procures locally produced vegetables and fruits at its 16 Procurement Centres at different locations in each taluka and sells it to the consumers through their registered vendor outlets.

These vendor outlets have been provided a Unique Registration Number to track the details of the outlet and also for digital payments.

To meet the above objectives, GSHCL implements the following schemes/ initiatives:

Government Intervention for Control of Price rise Scheme

GSHCL is implementing this scheme since June 2008. The GSHCL, purchases and sells notified vegetables items and fruits at subsidized rates to

the consumers through its 1214 registered Vendor outlets and grocery items at each Village Panchayat through 12 Mobile Vans, across the State.

The details of vegetables supplied by the GSHCL at subsidized and non-subsidized rates from 2019-20 to 2023-24 (upto December 2023) are given in Table No.9.26 and 9.27 respectively.

Table No. 9.26
Vegetables supplied at subsidized rate

| Sr. No. | Financial Year | Subsidized vegetables | |
|---------|-------------------------|-----------------------|--------------------|
| | | Quantity (in tonnes) | Amount (₹ in Lakh) |
| 1 | 2019-20 | 27280.12 | 8491.07 |
| 2 | 2020-21 | 25978.58 | 7,232.49 |
| 3 | 2021-22 | 18567.09 | 5776.49 |
| 4 | 2022-23 | 22434.10 | 6254.03 |
| 5 | 2023-24 (upto Dec.2023) | 17922.13 | 5577.76 |

Source: Goa State Horticulture Corporation Limited

Table No. 9.27
Vegetables supplied at non-subsidized rate

| Sr. No. | Financial Year | Non-Subsidized vegetables | |
|---------|-------------------------|---------------------------|--------------------|
| | | Quantity (in tonnes) | Amount (₹ in Lakh) |
| 1 | 2019-20 | 2948.50 | 510.55 |
| 2 | 2020-21 | 2367.13 | 589.95 |
| 3 | 2021-22 | 1446.57 | 401.19 |
| 4 | 2022-23 | 1541.41 | 415.11 |
| 5 | 2023-24 (upto Dec.2023) | 1306.45 | 358.38 |

Source: Goa State Horticulture Corporation Limited

The details of fruits purchased and sold by the GSHCL from 2019-20 to 2023-24 (upto December, 2023) are given in Table No.9.28

AGRICULTURE & ALLIED ACTIVITIES

Table No. 9.28
Fruits purchased and sold

| Financial Year | Fruits Purchased | | Fruits Sold | |
|--------------------------|------------------|-------------------|---------------|-------------------|
| | Qty. (Tonnes) | value (₹ in Lakh) | Qty. (Tonnes) | Value (₹ in Lakh) |
| 2019-20 | 845.33 | 384.28 | 844.92 | 409.24 |
| 2020-21 | 916.65 | 314.62 | 916.59 | 351.89 |
| 2021-22 | 637.18 | 279.65 | 637.08 | 310.48 |
| 2022-23 | 460.48 | 244.38 | 460.48 | 270.22 |
| 2023-24 (upto Dec. 2023) | 330.25 | 204.24 | 330.25 | 223.13 |

Source: Goa State Horticulture Corporation Limited

The details of Grocery supplied on Mobile Vans by the GSHCL from 2019-20 to 2023-24 (upto December, 2023) are given in Table No.9.29

Table No. 9.29
Grocery supplied on obile Vans

| Financial Year | Quantity (MT) | Amount (₹ in Lakh) | No. of Mobile Van |
|--------------------------|---------------|--------------------|-------------------|
| 2019-20 | 867 | 325 | 12 |
| 2020-21 | 748 | 351 | 12 |
| 2021-22 | 521 | 267 | 12 |
| 2022-23 | 652.56 | 374.16 | 12 |
| 2023-24 (upto Dec. 2023) | 619.43 | 353.97 | 12 |

Source: Goa State Horticulture Corporation Limited

Assistance for Promotion of Vegetable with Assured Market Scheme

GSHCL is implementing the Assured Market Scheme wherein farmers are assured with marketing their produce at prefixed rates. This helps the farmers in pre-planning their crop and relieves them from problems of marketing their produce and fluctuation of price. The achievements under this scheme from 2019-20 to 2023-24 (upto December, 2023) are given in Table No.9.30

Besides, GSHCL also purchases other items such as coconuts, drumsticks, hilly vegetables, gourd, melons, discorea spp, amorphophalous spp without any prefixed rates, however, comparatively higher selling rates are provided to farmers.

Table No. 9.30
Assistance for Promotion of Vegetable with Assured Market Scheme

| Financial Year | Beneficiary (Nos.) | Quantity (Tonnes) | Amount (₹ in lakh) |
|--------------------------|--------------------|-------------------|--------------------|
| 2019-20 | 1078 | 1008.8 | 440.69 |
| 2020-21 | 1114 | 1103.01 | 456.31 |
| 2021-22 | 1199 | 905.99 | 315.44 |
| 2022-23 | 1115 | 1091.07 | 433.72 |
| 2023-24 (upto Dec. 2023) | 914 | 1078.87 | 399.11 |

Source: Goa State Horticulture Corporation Limited

Coconut Plucker services

This scheme is being implemented since 2013 for providing services of coconut pluckers at lower rates to ensure timely and economical plucking of coconuts.

The achievements under this scheme from 2019-20 to 2023-24 (upto December, 2023) are given in Table No.9.31

Table No. 9.31
Coconut Plucker services

| Financial Year | Padeli (Nos.) | Beneficiaries (Nos.) | Income earned (₹ in lakh) |
|--------------------------|---------------|----------------------|---------------------------|
| 2019-20 | 13 | 1500 | 24.88 |
| 2020-21 | 13 | 1200 | 18.96 |
| 2021-22 | 13 | 1683 | 28.01 |
| 2022-23 | 13 | 1348 | 21.66 |
| 2023-24 (upto Dec. 2023) | 13 | 933 | 16.58 |

Note: After imparting training to many youth by the Directorate of Agriculture and ATMA in coconut harvesting using coconut climber, the demand for GSHCL pluckers has decreased marginally since 2021-22.

Source: Goa State Horticulture Corporation Limited

AGRICULTURE & ALLIED ACTIVITIES

Other Activities

An agreement has been signed with Institute of Hotel Management, Catering Technology & Applied Nutrition, Alto, Porvorim, Goa, for supply of Vegetables, Exotic Vegetables and Herbs for the period 01/10/2023 to 31/05/2025 by GSHCL.

ANIMAL HUSBANDARY

The Department of Animal Husbandry & Veterinary Services has been primarily entrusted with the responsibility of providing "Veterinary Animal Health Care Welfare" to all the livestock, to improve the production potentialities of livestock and poultry reared in the State:

It also plays a major role in milk production by incentivizing the milk producers through the organized sector, alongwith the health, safety and welfare of all the animals. It provides assistance in animal rescue, animal accidents, care for animals in distress, guidance for veterinary schemes & services and for taking actions to prevent animal cruelty.

However, the ultimate mission is to improve the socio - economic condition by improving milk, meat and poultry production in the State.

Achievements

• MukhyamantriSudharit Kamdhenu Scheme

Under this scheme, subsidy is provided to all categories of farmers for the purchase of Cross bred Cows, Improved She Buffaloes and Cows of Indigenous breeds to boost the milk production to make the State self-reliant in dairy sector and to promote self-employment in dairy sector. Also, under the Infrastructure component of this

scheme, subsidy is provided for construction of cattle shed in a scientific way. Maximum subsidy of ₹2,59,200/- for construction of Shed for 10 milch animals is released.

The details of financial and physical achievements under the scheme from 2019-20 to 2023-24 (upto December 2023) are given in Table No.9.32

Table No. 9.32
Mukhyamantri Sudharit Kamdhenu Scheme

| Financial Year | Exp. incurred (₹ in Lakh) | Animals Purchased (Nos.) | Beneficiaries (Nos.) |
|--------------------------|---------------------------|--------------------------|----------------------|
| 2019-20 | 1051.58 | 1644 | 426 |
| 2020-21 | 425.54 | 664 | 183 |
| 2021-22 | 1121.02 | 1747 | 434 |
| 2022-23 | 483.53 | 723 | 190 |
| 2023-24 (upto Dec. 2023) | 11.36 | 9 | 6 |

Source: Department of Animal Husbandry and Veterinary Services

• Revised Scheme for Incentives to Milk Producers

In order to encourage the farmers to go in for dairy business and make it more lucrative which will help in increasing the local milk production, subsidy is provided to the farmers under this scheme. During the year 2023-24 (upto December 2023), a composite subsidy @40% amounting to ₹2402.50 lakh has been released to the registered farmers for milk supplied to the Dairy Co-operative Society/Bachat Gat/Self Help Group.

The details of financial and physical achievements under the scheme from 2019-20 to 2023-24 (upto December 2023) are given in Table No.9.33

AGRICULTURE & ALLIED ACTIVITIES

Table No. 9.33
Revised Scheme for Incentives to Milk Producers

| Sr. No. | Financial Year | Exp. incurred (₹ in Lakh) | Beneficiaries (Nos.) |
|---------|-------------------------|---------------------------|----------------------|
| 1 | 2019-20 | 3045.01 | 17765 |
| 2 | 2020-21 | 3331.85 | 16207 |
| 3 | 2021-22 | 3029.65 | 11695 |
| 4 | 2022-23 | 3606.87 | 14661 |
| 5 | 2023-24 (upto Dec.2023) | 2402.50 | 13325 |

Source: Department of Animal Husbandry and Veterinary Services

• Pashupalan Scheme (Amended) Modified

Under this scheme, farmers are encouraged for rearing of cross breed calves and improved buffaloes calves from birth to 27 months so as to improve and sustain the productivity of cattle & buffalo through use of Artificial Insemination practices.

The details of financial and physical achievements under the scheme from 2019-20 to 2023-24 (upto December 2023) are given in Table No.9.34

Table No. 9.34
Pashupalan Scheme (Amended) Modified

| Sr. No. | Financial Year | Exp. incurred (₹ in Lakh) | New Calf registered (Nos.) |
|---------|-------------------------|---------------------------|----------------------------|
| 1 | 2019-20 | 587.29 | 2483 |
| 2 | 2020-21 | 340.93 | 1589 |
| 3 | 2021-22 | 424.44 | 1654 |
| 4 | 2022-23 | 437.70 | 1254 |
| 5 | 2023-24 (upto Dec.2023) | 232.55 | 670 |

Source: Department of Animal Husbandry and Veterinary Services



• Scheme for Incentive to Green Fodder Cultivation for Perennial and Seasonal Fodder Development in the State (Amended)

The major constraint in the field of dairy development in the State of Goa is the lack of green fodder for the milch animals. The nutritive value of feed and fodder has a significant bearing on productivity of livestock. Under this scheme, subsidy is provided to the farmers in order to increase green fodder production, stressing upon the importance of feeding nutritive green grass and encouraging them to stop the primitive practices of feeding only dry paddy straw.

The details of financial and physical achievements under the scheme from 2019-20 to 2023-24 (upto December 2023) are given in Table No.9.35

Table No.9.35
Scheme for Incentive to Green Fodder Cultivation

| Financial Year | Exp. incurred (₹ in Lakh) | Area covered (Sq. Mtr.) | Beneficiaries (Nos.) |
|--------------------------|---------------------------|-------------------------|----------------------|
| 2019-20 | 4.96 | 288213 | 27 |
| 2020-21 | 3.84 | 266525 | 39 |
| 2021-22 | 8.79 | 198985 | 39 |
| 2022-23 | 6.06 | 488412 | 64 |
| 2023-24 (upto Dec. 2023) | 4.08 | 191800 | 22 |

Source: Department of Animal Husbandry and Veterinary Services

AGRICULTURE & ALLIED ACTIVITIES

• Dairy Equipment Scheme (Amended) Modified

Under this scheme, subsidy is provided to the farmers in order to purchase new dairy equipments/implements for dairy unit.

The details of financial and physical achievements under the scheme from 2019-20 to 2023-24 (upto December 2023) are given in Table No.9.36

Table No.9.36
Dairy Equipment Scheme

| Sr. No. | Financial Year | Exp. incurred (₹ in Lakh) | Beneficiaries (Nos.) |
|---------|-------------------------|---------------------------|----------------------|
| 1 | 2019-20 | 31.77 | 62 |
| 2 | 2020-21 | 19.71 | 40 |
| 3 | 2021-22 | 20.15 | 40 |
| 4 | 2022-23 | 29.88 | 55 |
| 5 | 2023-24 (upto Dec.2023) | 8.45 | 18 |

Source: Department of Animal Husbandry and Veterinary Services

• Financial Assistance to Dairy Farmers Belonging to Scheduled Tribes and Scheduled Caste for Purchase of Basic Dairy Equipments

Under this scheme, assistance is provided to the Scheduled Tribes and Scheduled Caste communities for purchase of basic dairy equipments needed to run a small scale dairy farming.

During the year 2023-24 (upto December 2023) a subsidy of ₹ 1.97 lakh has been provided to 10 beneficiaries.

• Community Dairy Farming Scheme (Amended 2021)

The main objective of this scheme is to encourage larger dairy units by farmers/groups to have dairy farming activities at a common place i.e.

Community Group, thereby reducing the cost of production by sharing the infrastructure facilities under one roof with modern dairy farming concept. All required infrastructure like construction of shed/store room, purchase of animals, insurance and other dairy equipments are provided under this scheme. The details of financial and physical achievements under the scheme from 2019-20 to 2023-24 (upto December 2023) are given in Table No.9.37

Table No.9.37
Community Dairy Farming Scheme

| Sr. No. | Financial Year | Exp. incurred (₹ in Lakh) | Beneficiary Groups (Nos.) |
|---------|-------------------------|---------------------------|---------------------------|
| 1 | 2019-20 | 6.63 | 2 |
| 2 | 2020-21 | 15.45 | 1 |
| 3 | 2021-22 | 6.50 | 2 |
| 4 | 2022-23 | 18.56 | 2 |
| 5 | 2023-24 (upto Dec.2023) | NIL | NIL |

Source: Department of Animal Husbandry and Veterinary Services



• Financial Assistance for Rearing Broilers, Layers and Low Input Technology Poultry Birds (2018)

The objective of this scheme is to encourage and enable farmers to venture in for poultry production thereby increasing the poultry meat and egg production and to boost the sustainable poultry production in the State.

AGRICULTURE & ALLIED ACTIVITIES

Under this scheme, financial assistance is provided for rearing Broilers, Layers and Low Input Technology Poultry Birds

The details of financial and physical achievements under the scheme from 2020-21 to 2023-24 (upto December 2023) are given in Table No.9.38

Table No.9.38
Financial Assistance for Rearing Broilers, Layers and Low Input Technology Poultry Birds

| Sr. No. | Financial Year | Exp. incurred (₹ in Lakh) | Beneficiaries (Nos.) |
|---------|-------------------------|---------------------------|----------------------|
| 1 | 2020-21 | 7.44 | 5 |
| 2 | 2021-22 | 8.41 | 6 |
| 3 | 2022-23 | 14.44 | 9 |
| 4 | 2023-24 (upto Dec.2023) | NIL | NIL |

Source: Department of Animal Husbandry and Veterinary Services

• Establishment of Backyard Poultry Unit (for SC/ST)

The objective is to increase poultry production in small units through the masses of socially and economically backward tribes, primitive tribes or other sections as sizeable population of them live in the remote areas. Under this scheme, Schedule Caste or Scheduled Tribe beneficiary is supplied a backyard poultry unit worth ₹ 2000/- free of cost.

The details of financial and physical achievements under the scheme from 2019-20 to 2023-24 (upto December 2023) are given in Table No.9.39

Table No.9.39
Establishment of Backyard Poultry Unit (for SC/ST)

| Sr. No. | Financial Year | Exp. incurred (₹ in Lakh) | Beneficiaries (Nos.) |
|---------|-------------------------|---------------------------|----------------------|
| 1 | 2019-20 | 0.66 | 66 |
| 2 | 2020-21 | 0.42 | 42 |
| 3 | 2021-22 | 1.16 | 116 |
| 4 | 2022-23 | 1.26 | 126 |
| 5 | 2023-24 (upto Dec.2023) | NIL | NIL |

Source: Department of Animal Husbandry and Veterinary Services

• Goatery Scheme (Assistance for Goat Rearing)

Under this scheme, financial assistance is provided for purchase and rearing of indigenous breeds of Goats which are suitable to the climatic conditions of the State of Goa, in order to augment the meat production in the State and to make it self-sufficient in meat production. One time subsidy @ 75% is released towards the cost of Goat Unit along with transportation incentive of ₹2000/- if purchased within the State and ₹5000/- if purchased outside the State or actual cost of transportation, whichever is lower.


The details of financial and physical achievements under the scheme from 2021-22 to 2023-24 (upto December 2023) are given in Table No.9.40

Table No.9.40
Goatery Scheme (Assistance for Goat Rearing)

| Sr. No. | Financial Year | Exp. incurred (₹ in Lakh) | Beneficiaries (Nos.) |
|---------|-------------------------|---------------------------|----------------------|
| 1 | 2021-22 | 1.52 | 2 |
| 2 | 2022-23 | 4.37 | 7 |
| 3 | 2023-24 (upto Dec.2023) | 4.74 | 10 |

Source: Department of Animal Husbandry and Veterinary Services

AGRICULTURE & ALLIED ACTIVITIES



- **Financial Assistance to Goatery Farmers Belonging to Scheduled Tribes / Scheduled Caste/ Dhanger for Purchase of 02 Female Goats and 01 Male Goat**

Under this scheme, financial assistance is provided to Scheduled Tribes/ Scheduled Tribes/ Scheduled Caste / Dhanger communities for purchase of Goats to run a small Goatery Unit. Subsidy @ 100% limited to ₹30,000/- is provided for purchase of goats.

During the year 2023-24 (upto December 2023), a subsidy of ₹0.60 lakh has been provided to 02 beneficiaries.

- **Interest Subsidy on Loans for Agriculture and Allied Activities (Revised)**

With an objective to provide credit facilities to the farmers at subsidized rate of interest to accelerate investment in agriculture and allied sectors in the State, interest subsidy is provided on loans for agriculture and allied activities, for loan amount of ₹5.00 lakh and below.

The details of financial and physical achievements under the scheme from 2019-20 to 2023-24 (upto December 2023) are given in Table No.9.41

Table No.9.41
Interest Subsidy on Loans for Agriculture and Allied Activities

| Sr. No. | Financial Year | Exp. incurred (₹ in Lakh) | Beneficiaries (Nos.) |
|---------|-------------------------|---------------------------|----------------------|
| 1 | 2019-20 | 17.91 | 45 |
| 2 | 2020-21 | 3.92 | 44 |
| 3 | 2021-22 | NIL | NIL |
| 4 | 2022-23 | 1.94 | 55 |
| 5 | 2023-24 (upto Dec.2023) | 0.09 | 5 |

Source: Department of Animal Husbandry and Veterinary Services

- **The Goa Small Animal Rescue Management Scheme, 2014 (Amended)**

Under this scheme, the local bodies i.e. Village Panchayats/Municipalities/ Corporation of the City of Panaji, in association with the Animal Welfare Organizations in the State, sterilize and vaccinate the stray dogs against Rabies, thereby controlling the stray dog population and protecting them against Rabies.

The details of financial and physical achievements under the scheme from 2019-20 to 2023-24 (upto December 2023) are given in Table No.9.42

Table No.9.42
The Goa Small Animal Rescue Management Scheme

| Sr. No. | Financial Year | Grants released (₹ in Lakh) | No. of local bodies to whom Grants are released |
|---------|-------------------------|-----------------------------|---|
| 1 | 2019-20 | 15.79 | 6 |
| 2 | 2020-21 | 68.07 | 10 |
| 3 | 2021-22 | 106.35 | 9 |
| 4 | 2022-23 | 55.29 | 8 |
| 5 | 2023-24 (upto Dec.2023) | 119.83 | 7 |

Source: Department of Animal Husbandry and Veterinary Services

AGRICULTURE & ALLIED ACTIVITIES

• The Goa Stray Cattle Management Scheme, 2013 (Amended)

The scheme envisages removing stray cattle from public areas and keeping them in cattle pounds, where they will be fed properly and looked after in a humane manner.

The details of financial and physical achievements under the scheme from 2019-20 to 2023-24 (upto December 2023) are given in Table No.9.43

Table No.9.43
The Goa Stray Cattle Management Scheme

| Sr. No. | Financial Year | Grants released (₹ in Lakh) | No. of local bodies to whom Grants are released |
|---------|-------------------------|-----------------------------|---|
| 1 | 2019-20 | 185.57 | 3 |
| 2 | 2020-21 | 402.02 | 10 |
| 3 | 2021-22 | 925.81 | 18 |
| 4 | 2022-23 | 1477.57 | 25 |
| 5 | 2023-24 (upto Dec.2023) | 1406.07 | 16 |

Source: Department of Animal Husbandry and Veterinary Services

• Gopal Ratna Award Scheme

“Gopal Ratna Award” constituting a Certificate of appreciation, Memento and cash prize of ₹1.00 lakh is conferred on the dairy farmer of the State who produce and supply minimum 1 lakh litres of milk in the preceding year (April to March), with a minimum average of 250 ltrs milk per day in the Dairy Society/ Bachat Gat in the State of Goa.

The details of financial and physical achievements under the scheme from 2019-20 to 2023-24 (upto December 2023) are given in Table No.9.44

Table No.9.44
Gopal Ratna Award Scheme

| Sr. No. | Financial Year | Exp. incurred (₹ in Lakh) | Beneficiaries (Nos.) |
|---------|-------------------------|---------------------------|----------------------|
| 1 | 2019-20 | 2.20 | 2 |
| 2 | 2020-21 | 1.04 | 1 |
| 3 | 2021-22 | NIL | NIL |
| 4 | 2022-23 | NIL | NIL |
| 5 | 2023-24 (upto Dec.2023) | 2.25 | 2 |

Source: Department of Animal Husbandry and Veterinary Services

• Short Scheme for Mission Rabies

Under this scheme, grants are released to the Mission Rabies Organization for vaccination against Rabies and for creating awareness of the programme. The details of financial and physical achievements under the scheme from 2019-20 to 2023-24 (upto December 2023) are given in Table No.9.45

Table No.9.45
Short Scheme for Mission Rabies

| Sr. No. | Financial Year | Grants released (₹ in Lakh) | Beneficiaries (Nos.) |
|---------|-------------------------|-----------------------------|----------------------|
| 1 | 2019-20 | 91.99 | 1 |
| 2 | 2020-21 | 91.99 | 1 |
| 3 | 2021-22 | 66.95 | 1 |
| 4 | 2022-23 | 89.66 | 1 |
| 5 | 2023-24 (upto Dec.2023) | 48.80 | 1 |

Source: Department of Animal Husbandry and Veterinary Services

Other information

- The State has been successful in controlling the Outbreak of Lumpy Skin Disease (LSD) by undertaking immediate preventive vaccination and by purchase of necessary medicines for treatment and control of LSD. Total 21,895 LSD vaccinations were carried out in the State.
- The State has successfully implemented Brucellosis Vaccination for 1195 Calves under 1st round in the year 2022-23, 1200 vaccinations under 2nd round have been carried out and during 3rd round - 398 Vaccination have been done this year till date.
- Goa has been declared as the first Rabies controlled area in the Country.
- The Department has conducted 1,35,737 Vaccinations to animals and 1,17,103 different animals were treated throughout the State. Also 7,682 Artificial Insemination (A.I.) were carried out in Cattles and She Buffaloes and 3,363 Calves were born through A.I.
- The Annual Estimated Milk production in the State is 64175.525 tonnes, Egg production is 423.70 Lakh and Meat production is 7293.644 tonnes as per Integrated Sample Survey.
- Total 4946 applications for Kisan Credit Cards (KCC) have been submitted by the Department to the Banks out of which, 2429 number of KCC issued to farmers through various Nationalized Banks and an amount of ₹2551.64 lakh has been sanctioned. Every effort is being done to achieve maximum coverage.
- Mukhyamantri Pashuseva Yojana with 24x7 animal ambulatory services has been approved and tendering process is on for selection of Implementing Agency.
- Government has reviewed and revised the policy "Policy for Street and Pet Dog Care giving in the form of Guidelines" considering several dog bite cases occurring in the State.
- Vetereinary Hospital at Sonsodo, Raia, has been completed at a cost of ₹3.81 Crores.
- "Dudh Utpadak Melava" was organized by the Directorate of Animal Husbandry & Veterinary Services at Kadamba Transpot Corporation Hall, Valpoi, to listen and resolve the grievances of the farmers of Sattari Taluka on 12/12/2023.

Success Stories

Shri. Anant Prabhakar Malik has been conferred the "Gopal Ratna" Award constituting Certificate of Appreciation, Memento and ₹1.00 lakh for the highest Milk production in the State and pouring the milk in the Dairy Society for two consecutive years i.e. financial year 2021-22 and 2022-23.

This success in dairy farming has been achieved with his diligence, hard work and dedication. He continues to excel in his dairy farming, inspiring the aspiring farmers and youth of Goa to take up dairy farming in a professional and scientific way, by availing various departmental schemes. Notably, he has also increased his milk production from 1, 36,025 litres during the FY 2021-22 to 1,43,812 litres in 2022-23 .



Goa Meat Complex Ltd.

Goa Meat Complex Ltd., a State Govt. Undertaking, has a modern and mechanized integrated Abattoir Complex at Marvasada, Usgao, Ponda – Goa. The large animals (bovine) are slaughtered under the most hygienic and scientific conditions and further clean and hygienic meat (beef) is supplied to the consumers. Regular services of slaughter have started from 21/07/2021, to the registered meat traders.

In this regard, an agreement has been signed with M/S. SunfaceAgro Foods Pvt. Ltd. for a period of ten years, for slaughtering minimum 50 animals per day @ ₹500/-.

FISHERIES

Fish assumes greater significance to the people of Goa and it forms an integral part of Goan life and culture as it forms the most important food item for more than 90% per cent of the population. Goa is the State with a coastline of 104

kms. with numerous bays and headlands. The contribution of marine fisheries to the economy is very significant which is shown by the huge employment opportunities that it creates in primary, secondary and tertiary sectors, foreign exchange and in meeting the food security. Fisheries industry including fishing, marketing and processing forms the significant industry, both in terms of employment and income.

In order to improve the socio-economic condition of fishermen and lessen their dependence on middleman, a number of schemes for the development of the Fisheries Co-operative have been framed, under which financial assistance in the shape of grant of Managerial Subsidy, short and medium term loans and Government contribution towards share capital of the society is given.

Pradhan Mantri Matsya Sampada Yojana

The PMMSY is designated to address critical gaps in fish production and productivity, quality, technology, post-harvest infrastructure and management, modernization and strengthening of value chain, traceability, establishing a robust fisheries management framework and fishers' welfare.

The Department of Fisheries, Government of Goa has submitted 4 Action Plans, as per the requirement of the fishermen/fish farmers in the State, with the total project cost amounting to Rs. 11795.79 lakh having Central liability amounting to Rs. 5579.44 lakh. Till date central share amounting to Rs. 3301.59 lakh has been received and Rs. 2774.52 lakh has been utilized under non-beneficiary oriented and beneficiary orientated sub- components.

Under Non-beneficiary oriented component of PMMSY, 38 Sagar Mitra

were appointed to create awareness among the local fishermen on various schemes, government policies, programmes and regulations of the Department.

Similarly, one of the largest projects approved for the State is the construction of State of Art wholesale fish market at Margao, South Goa.

Through PMMSY, Department of Fisheries, Government of Goa successfully provided benefits to beneficiaries under 31 beneficiary oriented sub-components such as 12 nos. of Motor cycle with Ice Box, 40 nos. of 3 Wheelers with ice box including e-rickshaw for fish vending, 29 nos. of Insulated vehicles, 26 nos. of Up-gradation of existing fishing vessels for Export Competency, 87 nos. of Providing boats (Replacement) and nets for traditional fishermen, 12 nos. of Construction of fish kiosks including kiosks of aquarium/ ornamental fish, 25 nos. of installation of cages in reservoirs, 60 nos. of Bivalve cultivation (mussels, clams, pearl etc.) units etc. A total of about 326 nos. of beneficiaries has been benefited under the same.

Achievements

- Under the scheme, “Financial Assistance to Brackish Water Aquaculture Farms”, subsidy of ₹4.06 has been provided to 09 beneficiaries
- Under the scheme, “Financial Assistance for construction of Wooden / FRP Canoe”, subsidy has been provided to 58 beneficiaries amounting to ₹24.30 lakh.
- Under the scheme, “Financial Assistance to Fishermen For Purchase of Fisheries Requisites (Gill Nets With Accessories)”, subsidy has been provided to 89 beneficiaries amounting to ₹26.10 lakh
- Under the scheme, “Financial Assistance for Purchase of Fuel (Petrol) to the Fishermen for operation of Out Board Motors”, a subsidy of ₹345.09 lakh has been provided to 1138 beneficiaries.
- Under the scheme, “Financial Assistance to Purchase/ Construct New Fishing Craft less than 26 Feet for Fishing in Inland Waters of Goa”, subsidy has been provided to 33 beneficiaries amounting to ₹9.85 lakh.
- The benefits of Kisan Credit Card have been extended to 885 fishermen in the State.
- QR code based Aadhaar Card have been made mandatory to the fishermen venturing into the Sea. The Coastal Security Agencies verify the identity of the fishermen based on these cards.
- Solar Drier has been installed and commissioned at Fisheries Training Center, Ela – Dhauji, Old Goa, exclusively for drying of fish, with a capacity of approx. 500-600 kg of fish, at a time.
- Mussel farming has been initiated as a pilot project at Akhada, St. Estevam Island, Old Goa. The species selected for mussel culture is (Perna Viridis) Green mussel.
- An Memorandum of Understanding (MoU) has been signed with Central Marine Fisheries Research Institute (CMFRI), Kochi, to provide technical services for pre-operational activities of a proposed multi-species fish hatchery at Benaulim-Goa. CMFRI has submitted the Draft Project

AGRICULTURE & ALLIED ACTIVITIES

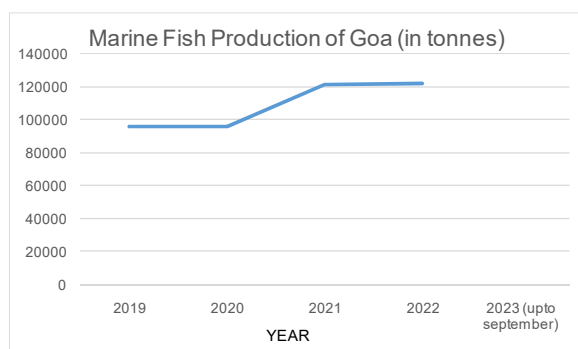
| Sr. No. | Year | Catch (in tonnes) |
|---------|----------------------|-------------------|
| 1 | 2019 | 4169 |
| 2 | 2020 | 4749 |
| 3 | 2021 | 5486 |
| 4 | 2022 | 6435 |
| 5 | 2023 (upto Sept.) | 3667 |

Pre-Feasibility Report, as per the Terms of Reference of the contract for 'Technical Services for Pre-operational activities of a proposed Multi species Fish Hatchery at Benaolim' and the same is under examination.

Trend of Fish Catch in Goa

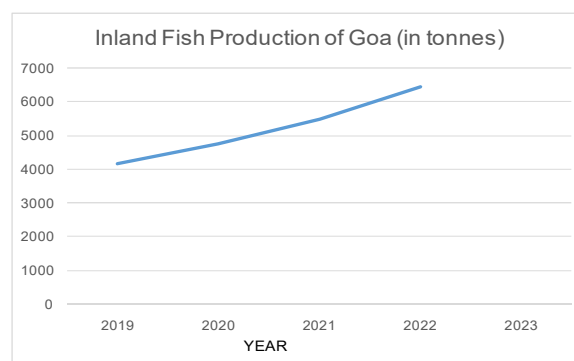
- a) Marine Fish Production of Goa (in tonnes) for the period from 2019 to 2023 (upto September) is as given below:

| Sr. No. | Year | Catch (in tonnes) |
|---------|----------------------|-------------------|
| 1 | 2019 | 96398 |
| 2 | 2020 | 96162 |
| 3 | 2021 | 121469 |
| 4 | 2022 | 122224 |
| 5 | 2023 (upto Sept.) | 86943 |



Note: During 2022-23 the fish catch increased to 21% as compared to the year 2021-22 due to bumper crops of Mackerels and Sardines, which accounted around 59% contribution as compared to the overall catch.

- b) Inland Fish Production of Goa (in tonnes) for the period from 2019-20 to 2023-24 (upto September 2023) is as given below:



Note: The Inland fish contributes high rich protein fish such as Lutianus (tamso), Chanok etc. Further, fish like Prawns, Lady Fish, Mullet Lutianus (tamso), False clams (tisryo) contributes more in overall catch and also shows increasing trend over the years.

The marine Fish catch data from 2011-2023 (upto September, 2023) and the export of Marine production from 2011 to 2023-24 (Provisional) is given in Annexure - 21.

Other Activities

- Awareness camps were conducted on 'Swatchh Sagar Surakshit Sagar' involving the local fishermen and their Societies and Associations creating awareness on Marine Pollution, Waste Management of ghost gears.
- The 'Sagar – Parikrama' programme was held on 19th May, 2023, wherein the dignitaries including the Hon'ble Union Minister for Fisheries, Govt. of India, had an interaction with fishermen from both Traditional and Mechanized Sector, who put forth their grievances/ issues like illegal fishing activities,

issues related to jetties, led lights, and welfare schemes of the department.

- In a bid to promote Goa's fishing industry and to create awareness among the public about Pisciculture, the State Government organized the 6th edition of the Aqua Goa Mega Fish Festival from 10th to 12th February, 2023 at the SAG Ground, Campal, Panaji. The event showcased Aquarium Fish Gallery, Live Fish Pond, Exhibition on various subjects connected to Fisheries, etc. Also, Resource Persons from renowned institutes delivered lectures showcasing latest techniques/technologies available and this immensely benefited the student community.

COOPERATION

Government has implemented various schemes to different types of Cooperative Societies in the State of Goa in the form of Grants, Loans and Subsidies for their development/smooth functioning of business and other allied activities.

The Department has also launched e-Cooperative Management System to facilitate Ease of Doing Business by online registration of Cooperative Societies under the Goa Cooperative Societies Act, 2001 and Rules, 2003.

Under the Goa (Right of Citizen to Time Bound Delivery of Public Service) Act, 2013, for the "Registration of the Society u/s 8 of Goa Co-operative Societies Act, 2001", the Registrar, shall communicate his decision with the reasons therefore, to the person making the application, within 45 days of receipt of the application.

Achievements

- Under the Centrally Sponsored Scheme "Digitalization of Primary Agricultural Cooperative Societies", 44 Primary Agricultural Cooperative Societies (PACS) are in process for computerization and additional 14 PACS will be computerized in the 2nd phase.
- Grant-in-aid of ₹61.10 lakh has been released to 56 Cooperative Societies in the State.
- 02 Primary Agricultural Cooperative Societies (PACS) have registered for the Central Scheme "5 Jan Aushadhi Kendras per District"
- 37 Primary Agricultural Cooperative Societies (PACS) have been registered as Common Service Centre in Goa.
- Expenditure amounting to ₹35.90 lakh has been incurred under Infrastructure Development Scheme, benefiting 66 Dairy Cooperative Societies.
- An amount of ₹11.10 lakh has been provided as Grants to 13 Dairy Co-operative Societies under Scheduled Tribe Development Scheme.
- Grants of ₹11.35 lakh has been provided to the Goa Rajya Sahakar Sangh.
- Loan of ₹0.50 lakh has been provided to the PACS/Urban Credit Cooperative Societies for computerization.
- An amount of ₹200.00 lakh has been contributed as Share Capital to the Apex Cooperative Bank.

Success Stories

The process of implementing 54 major initiatives of the Ministry of Cooperation, Govt. of India, such as Strengthening of Primary Agricultural Cooperative Societies (PACS) through computerization, World's largest decentralized grain storage program to ensure food security, LPG dealership, Common Service Centers, Jan Aushadhi Kendra for access to generic medicines at rural level etc. for all PACS in the State, has already been started, so as to increase the income of PACS and meet new employment opportunities in the sectors like Dairy/Fisheries/Storage etc. by getting new possibilities for the economic development and expansion of PACS.

Other Activities

The 70th All India Cooperative Week was organized by the Department of Co-operation, in collaboration with various Cooperative Societies spread all over Goa from 14th -20th November, 2023. The main theme was "Role of Cooperatives in \$5 Trillion Economy and SDGs" and to commemorate the cooperative week, weeklong programmes were organized at the Taluka level, through the subordinate offices to disseminate the cooperative message to a large number of people.

CHAPTER 10

RURAL DEVELOPMENT

Introduction

Rural Development plays a significant role in a sustainable society. The Government is committed to uplift living standards of every Goan living in rural areas. The Rural Development Agency is implementing various beneficiary oriented schemes to fulfill Government's objective of Antyodaya, Gramodaya and Sarvodaya.

Pradhan Mantri Awas Yojana-Gramin (PMAY-G)

This scheme is one of the **“13 Flagship Schemes”** of the Government of India which is regularly monitored by Office of the Hon'ble Prime Minister. This scheme is being implemented under the vision of **“Housing for all”**. An amount of ₹1,20,000/- as assistance is provided for construction of house only for persons whose names appear in the Socio-Economic Caste Census 2011 beneficiaries from rural areas. The assistance is disbursed to the beneficiary in 3 installments i.e. 1st installment of ₹50,000/- at the time of sanctioning, 2nd installment of ₹50,000/- at Plinth level and final disbursement of ₹20,000/- at Roof cast level. The State Government has completed its target of sanctioning 257 new houses and has achieved 100% saturation under the scheme. Out of 257 sanctioned new houses, construction of 226 houses is completed as on December 2023.

During the current financial year upto December 2023, construction of 63 houses have been completed. The unfinished houses will be completed by March 2024. Besides this, 53 beneficiaries were released final

installment on completion of house under earlier Indira Awaas Yojana (IAY). The total number of houses completed under PMAY-G during the last five years is given in Table No 10.1

Table No.10.1
No. of Houses completed under PMAY-G

| Year | Houses Completed | Expenditure (Rs. in lakh) |
|------------------------------|------------------|---------------------------|
| 2019-20 | 54 | 80.30 |
| 2020-21 | 66 | 52.70 |
| 2021-22 | 24 | 38.12 |
| 2022-23 | 19 | 38.32 |
| 2023-24 (upto December 2023) | 63 | 28.60 |

Source: Rural Development Department

National Rural Livelihood Mission (NRLM)

National Rural Livelihood Mission (NRLM) is a poverty alleviation project focused on promoting self-employment. The basic idea behind this programme is to organize the poor into Self Help Groups (SHGs) and make them capable for self-employment and skilled wage employment opportunities, resulting in appreciable increase in their incomes, on a sustainable basis. It is a Centrally Sponsored Scheme. There are 3674 SHG registered under NRLM as on December 2023 having member strength of 47460. The number of SHGs in North Goa are 2263 having member strength of 29576 and in South Goa 1411 SHGs with member strength of 17884.

783 SHGs have availed loan amounting to ₹39.34 crore during 2023-24 (upto December, 2023). As on December 2023, 2245 have an outstanding bank loan to the tune of ₹71.58 crore in the State. The achievement under the

scheme during the current financial year upto December, 2023 is given in Table No. 10.2 and during the last five years is given in Annexure - 22. The expenditure incurred under the various components of the scheme during the last five years is ₹ 3048.72 lakh.

Table No.10.2
No. of Beneficiaries under NRLM in 2023-24
(upto Dec. 2023)

| Item | No. of Benef. |
|---|---------------|
| New SHGs promoted under NRLM | 32 |
| SHGs provided Revolving Fund (RF) | 69 |
| Number of all SHGs provided Community Investment Fund (CIF) | 160 |
| Number of Village Organisations formed | 5 |
| Number of Village Organisations provided start-up fund | 3 |

Source: Rural Development Department

Mukhyamantri Annapurna Yojana

This scheme is launched with the major objective of enhancing self-employment opportunities for Mahila Self Help Groups. The scheme offers a path to independence & reliable source of income. The scheme is initiated with an inspiring concept of assisting Self Help Groups, in becoming economically strengthened by allowing them to operate food canteens. To create sustainable livelihood opportunities for the Self Help Groups (SHGs), the Government has introduced the **Mukhyamantri Annapurna Yojana** during the current year. The scheme facilitates the Self Help Groups to run canteens in various Government Departments/ Corporations/ Institutions. 47 SHGs have been empanelled so far by the Department which is designated as the nodal Department for the purpose, out of which 1 SHG i.e. Om Shree Ganesh SHG from Mercedes has received approval to run a canteen at

Food & Drugs Administration (FDA), Bambolim.

Mahatma Gandhi Rural Employment Guarantee Scheme (MGNREGA)

The objective of the scheme is to provide wage for the enhancement of livelihood security of the households in the rural areas of the country by providing at least 100 days of guaranteed wage employment in a financial year to every household whose adult members volunteer for unskilled manual work at the statutory minimum wage. The wage is enhanced to ₹322/- w.e.f. 1st April, 2023.

The maximum number of man-days in 2023-24 (upto December 2023) are generated in Canacona taluka i.e. 8579 and the minimum are 105 in Mormugao taluka. The number of man-days generated in each taluka during the last five years are given in Annexure - 23.

31638 man-days of wage employment have been generated and 171 Job Cards are issued during the current financial year upto December 2023. The total number of Job cards issued & Man-days generated under MGNREGA during the last five years is given in the Table No. 10.3

Table No. 10.3
No. of Job Cards issued & Man-days Generated

| Year | Job cards Issued | Mandays Generated | Expenditure (Rs. in lakh) |
|-------------------------|------------------|-------------------|---------------------------|
| 2019-20 | 102 | 33984 | 480.29 |
| 2020-21 | 388 | 109574 | 662.82 |
| 2021-22 | 384 | 94870 | 695.35 |
| 2022-23 | 406 | 94004 | 880.42 |
| 2023-24 (upto Dec 2023) | 171 | 31638 | 123.26 |

Source: Rural Development Department

RURAL DEVELOPMENT

Goa Gramin Urja Yojana Scheme (GGUY)

Under this scheme, free LPG installation comprising of one gas stove with two burners and two cylinders with all other required accessories have been provided to 340 BPL families during 2023-2024 (upto December 2023). The number of beneficiaries under the scheme during the last five years is given in table 10.4.

Table No.10.4
No. of Beneficiaries under GGUY

| Year | Beneficiaries | Expenditure (Rs. in lakh) |
|------------------------|---------------|---------------------------|
| 2019-20 | 392 | 23.84 |
| 2020-21 | 521 | 31.14 |
| 2021-22 | 629 | 38.27 |
| 2022-23 | 452 | 27.51 |
| 2023-24(upto Dec 2023) | 340 | 20.68 |

Source: Rural Development Department

National Family Benefit Scheme

Under the scheme, a lump sum grant (assistance) of ₹20,000/- is provided to the family on the death of its primary bread winner (male or female) in the age group of 18 to 59 years. This scheme is 100% funded by the Central Government. The number of beneficiaries under the scheme from 2019-20 to 2022-23 is given in Table No. 10.5.

Table No.10.5
No. of Beneficiaries under National Family Benefit Scheme

| Year | Beneficiaries | Expenditure (Rs. in lakh) |
|---------|---------------|---------------------------|
| 2019-20 | 56 | 10.70 |
| 2020-21 | 212 | 49.60 |
| 2021-22 | 167 | 12.30 |
| 2022-23 | 14 | 2.30 |

Source: Rural Development Department

Shyama Prasad Mukherji Rurban Mission Scheme (SPMRMS)

This scheme is a Centrally Sponsored Scheme having pattern of assistance of 60:40 between the Centre & State. The objective of the scheme is to stimulate the local economic development, enhance basic services and create well planned Rurban Clusters. The Department had taken up 17 different infrastructural works in Xeldem-Barcem-Morpirla Cluster under the Scheme.

The number of works completed during the last 3 years is given in Table No. 10.6.

Table No. 10.6
No. of works completed under SPMRMS

| Year | No. of works completed | Expenditure (Rs. in lakh) |
|------------------------|------------------------|---------------------------|
| 2021-22 | 1 | 3.95 |
| 2022-23 | 8 | 360.10 |
| 2023-24(till Dec 2023) | 7 | 175.22 |

Source: Rural Development Department

Goa Gram Samrudhhi Yojana (GGSY)

This scheme provides for creation of infrastructure assets in the rural areas such as Panchayat Ghars, Village Community Halls, Crematoriums, Rural Roads etc. for the benefit of the rural people. The maximum limit for works with the approval of the Committee constituted under GGSY is ₹25.00 lakh. Any work above the prescribed limit is approved by the Government. The number of Projects sanctioned & completed under the scheme during the last five years is given in Table No.10.7. The list of infrastructural works completed during 2023-24 is given in Annexure - 24.

Table No.10.7
Projects Sanctioned & completed under GGSY

| Year | Projects Sanctioned | Projects Completed | Expenditure (Rs. in lakh) |
|------------------------|---------------------|--------------------|---------------------------|
| 2019-20 | 92 | 57 | 1091.91 |
| 2020-21 | 183 | 45 | 825.53 |
| 2021-22 | 182 | 60 | 1108.74 |
| 2022-23 | 112 | 65 | 932.95 |
| 2023-24(till Dec 2023) | 135 | 16 | 814.82 |

Source: Rural Development Department

Startup Village Enterprise Programme (SVEP)

SVEP is a part of the Deendayal Antyodaya Yojana-National Rural Livelihood Mission (DAY-NRLM). The project assists the beneficiary in setting up the enterprise and provide them with business skills, exposure, loans for business support etc. Under this programme, 856 Enterprises have been supported during the financial year 2023-24 (as on December 2023) incurring an expenditure of ₹132.30 lakh.

Other achievements

- Under the project “Linking Rural and Eco-Tourism potential to SHG livelihood in Tambi Surla Cluster”, the Government in association with Mineral Foundation of Goa has on-boarded 7 SHGs having 98 members. The mineral foundation of Goa provides assistance in developing concepts, client based, governance structure and guidelines for the project.
- The Government in association with the Associated Chambers of Commerce & Industry of India (ASSOCHAM) is implements a

project “Enabling rural entrepreneur towards digital world” with the aim of empowering the Goan rural community especially women with digital literacy. As on December 2023, 300 women entrepreneurs from various SHGs have been supported in Pale Cotombi in Bicholim Taluka of North Goa.

- The Government in association with Hindustan Petroleum Corporation Limited is implementing a project “Hindustan Petroleum Sakhi (HP Sakhi)”. This project will involve Mahila SHGs as HP Sakhi for providing HP gas sales assistance. These SHGs are mapped to LPG distributors in their area of operation to provide services like i) LPG refill booking and sales, ii) Activation of dormant consumers, iii) facilitate micro financing and iv) sale of LPG related products like suraksha hose, aprons, etc. 11 HP sakhis are currently implementing the projects in Ponda, Bicholim, Bardez, Pernem and Tiswadi.

Home-stay Tourism Pilot Project

To enhance the livelihood opportunities, up-skill and create self-employment opportunities for Self Help Groups, the Government is promoting Home-stay tourism in association with Mineral Foundation of Goa in the hinterland areas of the State. Home-stays have been started in Talde village of Dharbandora by 7 SHGs involving more than 100 households in the village and also in the neighboring villages.

Goa Saras

The Government organized Goa Saras, a National Level Exhibition-cum-sale in both districts exposing different items produced by SHGs from all over the country. The SARAS Exhibition was

held from 30th November 2023 to 11th December 2023.

Swayampurna Goa e-Bazaar

Swayampurna Chaturthi bazaar was organized last year at 22 different locations in physical mode for 7 days to create opportunities for local Mahila Self Help Groups, Youth, Individuals to sell homemade sweets and other hand made decorative items. This year the Government organized Chavath Bazaar through online platform as “**Chavath e Bazaar**”. For the First time in the country, such e-Bazaar has been organized on the occasion of Ganesh Chaturthi. Based on the feedbacks and suggestions received from Mahilas and Self Help Groups, the Government went one step ahead and created Swayampurna Goa e Bazaar platform i.e. www.swayampurnagoa.com

This platform has been specially designed for Local Artisans, Self Help Groups to sell their home made and hand made products not only within the State but also across PAN India. As on December 2023, more than 500 mahilas / artisans have been provided special training on branding & packaging of homemade products to make them competent and on-boarded them on Swayampurna Goa e-Bazaar portal.

Success Stories

Food Court Run by Rural Women in South Goa District Hospital (Hospicio) Sets an Example of Self – Reliance.

Ekta Village Organization from Rumdamol Salcete Block, a Self Help Group registered under Goa State Rural Livelihood Mission (GSRLM) operate Food Court Service in South Goa District Hospital. The Ekta VO Food Court services provides food from 08:30

a.m. to 07:00 p.m.at an affordable rate to the staff and families of patients seeking or under treatment in the hospital. A part from customers visiting the food court, orders are received from the staff which helps in additional earnings. This initiative has made the members of Ekta Self Help Group economically empowered.

PANCHAYATS

Deendayal Infrastructure

Development Scheme.

The objective of the scheme is to strengthen the Village Panchayats and to upgrade the infrastructure in the rural areas by taking up major projects

The following projects have been approved during the current financial year:

- Re-Construction of Panchayat Ghar of Sao-Matias in Tiswadi taluka.
- Development of existing Ground in Survey No. 183/0 of V.P. Mulgao in ward no. III at Shivolkar wada Mulgao in Bicholim.
- Construction of shopping complex with Community Hall in Survey No 26/1 of V.P Nachinola.
- Construction of Panchayat Ghar in survey No 70/1 of VP Seraulim.
- Construction of Community hall near Shree Satyanarayan Prasan Mandir at Metwada Volvoi, Ponda in Survey No 204/5-A and 204/6 of Village Panchayat Volvoi.
- Construction of Panchayat Ghar in Survey No 236/7 of village Guidorlim, Salcete.
- Construction of New Panchayat Ghar in Survey No 8/15 of village Paroda, Salcete.

RURAL DEVELOPMENT

The following 9 projects worth ₹1395.17 lakh have been completed during the current financial year.

- Construction of Panchayat Ghar at V.P.Veling-Priol- Cuncolim
- Construction of Panchayat Ghar at V.P. Caurem-Pirla
- Construction of Panchayat Ghar at V.P.Cavellosim
- Construction of Panchayat Building of Mauxi in Sattari Taluka.
- Construction of Panchayat Building and Multipurpose Hall for Betoda Nirankal Conxem Codar Panchayat
- Construction of Panchayat Building with an integrated Community Hall at Usgao
- Upgradation of Existing Neura Panchayat Ghar Building
- Construction of Panchayat Ghar in V.P. St. Andre (Goa Velha) at Survey No.2/9
- Work of sitting gallery and Market complex proposal for playground at Village Panchayat Verem-Vagurme.

Grants to Village Panchayats

Village Panchayats and Zilla Panchayats are provided Grants under various schemes for taking up developmental works, solid & waste management and release of salary to Panch/Sarpanch, etc. The total grants released under various categories during the last five years was ₹98473.19 lakh. The details of grants released is given in Annexure 25.

15th Finance Commission

Under the Fifteenth Finance Commission, Grant-in-Aid is given to the State Government for Rural Local Bodies (RLBs) and Urban Local Bodies

(ULBs). Fifteenth Finance Commission Period is from 2020-21 to 2025-26. The grants are divided into 2 categories i.e. Tied Grants (60%) and Untied Grants(40%).

The Tied Grants are for basic services like sanitation and maintenance of open defecation free (ODF), Supply of drinking water, rain water harvesting etc. The Untied Grants are open grants and can be utilized as per the need of Village Panchayats.

Table No. 10.8 and Table No. 10.9 show the year wise details of funds received by the State for Rural Local Bodies (RLBs) and amount released / distributed to the Village Panchayats under Tied Grants and Untied Grants respectively.

Table No.10.8
Tied Grants under 15th Finance Commission
(₹in Crore)

| Year | Received from the Central Government | Released to Village Panchayats (RLBs) |
|--------------|--------------------------------------|---------------------------------------|
| 2020-21 | 37.50 | 37.50 |
| 2021-22 | 16.50 | 16.50 |
| 2022-23 | 16.50 | 16.50 |
| Total | 70.50 | 70.50 |

Source: Directorate of Panchayat

Table No.10.9
Untied Grants 15th Finance Commission
(₹in Crore)

| Year | Received from the Central Government | Released to Village Panchayats (RLBs) |
|--------------|--------------------------------------|---------------------------------------|
| 2020-21 | 37.50 | 37.50 |
| 2021-22 | 11.00 | 11.00 |
| 2022-23 | 11.00 | 11.00 |
| Total | 59.50 | 59.50 |

Source: Directorate of Panchayat

The total Grants received by the State Government is ₹130 crore as on date and utilization by Village Panchayats as on 31/12/2023 is ₹8.00 crore under Tied Grants and ₹11.00 crore under Untied Grants.

Swachh Bharat Mission Gramin

The scheme is aimed to provide toilet in each and every household in the rural areas in all the Village Panchayats and also to construct community sanitation complexes to make them (ODF) wherever land is available. Also, awareness is created among rural population for segregation of dry and wet waste. The State has been declared ODF State. Already **18018** of individual household toilets have been provided and **514** of community toilets have been constructed under this scheme. Steps are taken to motivate and educate communities in making villages clean with the theme “NitalGhar, Nital Gao, Nital Goecho Raakhno Haanv”.

Material Recovery Facility (MRF):

Under this facility, Collection, Segregation and disposal of wet, dry and plastic waste is taken up. Out of all, 102 Village Panchayats have constructed the shades and remaining 89 Village Panchayats have identified the land which is in initial stage. The taluka wise status of MRF is given in the Annexure 26.

Rashtriya Gram Swaraj Abhiyan (RGSA)

The Goa Institute of Public Administration and Rural Development (GIPARD), State institute of Rural Development and Panchayati Raj (SIRDPR) – Goa has conducted 67 training programmes under revamped Rashtriya Gram Swaraj Abhiyan (RGSA) as per approved Annual Action Plan (AAP) for the year 2023-2024.

The training programmes and hands – on support was provided to Panchayati Raj Officials, elected representatives, Village Development Committee Members, Self Help Group Members and Anganwadi Workers as per thematic areas of training courses.

The thematic areas of training activities were Leadership & Communication Skills, Gram Sabhas, Mahila / Bal / Balika Sabhas, e-Gram Swaraj application, SHG –PRI Convergence, Gram Panchayat Development Plan, Government Schemes, localisation of Sustainable Development Goals, etc. As per approved Annual Action Plan, under revamped RGSA, a total of 2535 participants were approved to be trained. Since this Institute received good response from PRIs 2859 participants were trained on above mentioned subject areas. The training data is also getting uploaded on Training Management Portal simultaneously where in 35 programmes covering 1757 participants are uploaded on the Portal.

Local Government Directory (LGD)

LGD is one of the applications developed under the Mission Mode Project of Ministry of Panchayati Raj. The primary objective of LGD is to facilitate the State Departments to update the directory with newly formed panchayats/local bodies, re-organization in panchayats, conversion from Rural to Urban area etc. and provide the information in public domain. LGD application assigns a unique location code (LGD code) to the existing and every new local Government body that gets created in the system. The Directorate of Panchayats is the Nodal Department to monitor and update all the details on the Portal pertaining to State of Goa. The State of Goa was the first State of India to resolve all its discrepancies under LGD, thereby having perfect Directory of all the Village Panchayats on the portal of Ministry of Panchayati Raj, which is further linked to all other portals of the other Ministries.

Corporate Social Responsibility

Under the Corporate Social Responsibility, 43 works/ activities/ projects amounting to ₹387.88 lakh have been carried out by 29 Companies / Corporate Offices in 6 talukas during the current financial year (upto December 2023). The details are given in Annexure 27.

Viksit Bharat Sankalp Yatra (VBSY)

The Government flagged off the Viksit Bharat Sankalp Yatra on 15th November 2023 at Secretariat Complex, Goa. The campaign was publicized through three IEC vans using audio, visuals, brochures, pamphlets, booklets, calendars, diaries through which the schemes and works of Central Government were extensively publicized and the progress was uploaded on the website/application regularly. Under this campaign 17 Rural Schemes were covered.

In Goa, Viksit Bharat Sankalp Yatra has reached in all 191 Village Panchayat upto 31/12/2023. Approximately 30,000 people have participated and approximately 25,000 people have taken the Sankalp. Around 300 Persons have shared their experiences under **Meri Kahani Meri Zubani**. Every village has actively participated in the awareness campaign by performing cultural programs through **Dharti Kahe Pukar Ke**. During the Health Camps, approximately 13,000 people were screened and TB Screening was carried out for 7940 people. Screening of 2500 people was done for Sickle Anemia. During the campaign 894 Women, Students, Sports persons and local Artists have also been felicitated and 2420 volunteers have been registered under Mera Bharat Volunteers and 66 Pradhan Mantri Ujjwala Yojana (PMUY) registrations have been completed.

Awareness programs for farmers are conducted under Satat Krishi Prayas. Till 31/12/2023, 128 Drone demonstrations and 45 soil health cards along with 145 new PM Kisan registrations have been completed.

Success Stories

Swachh Bharat Mission

The Village Panchayat of Nagoa stands as a testament to community-driven initiatives in waste management. With a population of approximately 3,500 residents, this small village has faced a significant challenge due to its proximity to an industrial estate, resulting in an additional 15000+ migrant population and a surge in waste generation. Recognizing the gravity of the situation, the Village Panchayat of Nagoa embarked on a transformative journey to address the waste management crisis. Over a span of two years, they implemented a comprehensive plan that has not only mitigated the waste problem but has also created a sustainable model worth emulating. The initial steps involved a meticulous survey of every household in the village, documenting details and quantities of waste generated daily. Communitade of Nagoa has donated 5000 sq. mts. of land for the purpose.

The Village Panchayat has started 100% Door to Door collection of waste and has set up a Material Recovery Facility admeasuring 200Sq.mt. area for segregation of waste & for bailing of recyclable & non-recyclable waste and has also setup a TPD Bio-Gas Plant which generates 50-60 units of electricity per day.

Today, the impact of their efforts is evident from the fact that the Panchayat efficiently handles around two tonnes of plastic and dry waste, bailing it regularly. The waste management plant powers

itself through electricity generated by the biogas plant. 18 individuals from villages are employed on waste management site.

Success Story in Solid Waste Management /Liquid Waste Management

The Village Panchayat Chicalim has engaged contractor for Door to Door waste collection system by appointing an agency which collects charges for its services and also manages supervision for effective segregation of waste at the source of its generation. The collected waste is segregated into four categories i.e. Wet (Biodegradable waste), Dry (Non-Biodegradable waste), Household Hazardous waste and Fecal Sludge Management (FSM)/Sewage Waste.

TPD BIOGAS PLANT:

Every day 5000 kgs of wet organic waste is brought to the Biogas Plant feed shed area. 100% segregated wet waste is processed through the shredder which grinds it thoroughly with the use of re-circulated slurry. This ensures that a homogeneous mixture enters the primary digester. The overflow mixture/slurry is then sent into the secondary digester wherein biogas is generated with the help of an agitator. Approx. 300 cu.m. per day of biogas is generated which can generate around 250 to 300 units per day of electricity through the connected genset. Excess liquid slurry is taken into the Existing Treatment Plant (ETP) or sent to agricultural farms as organic manure. The Electricity Generated is used for self-consumption.

Total electricity requirement for Wealth out of waste (WOOW) plant: - 500 units
Energy generated from Biogas therefore has saved 300 units per day, thus paying for only 200 units per day.

Material Recovery Facility & PMU

An area of 150 sq.m.is allotted for a Material Recovery Facility (MRF) whereby all the waste collected through the door-to-door waste collection is received and the general segregation of waste like dry, sanitary and refuse is sorted. From here, any wet waste received mixed with other type of waste is sent further to biogas plant for treatment and the refuse waste is then bailed in order to be sent to the cement factories for incineration. Sanitary Waste if any, is incinerated and good segregated dry waste is sent further to the Plastic Management Unit (PMU). A PMU of 200 sq. m. is built to retrieve various factions of plastic waste like PET, MLP, HDPE, LLDPE etc. This unit ensures the plastic waste generate a good potential revenue by way of up cycling. Two 20HP bailing machines and a heavy duty plastic waste shredder is installed to handle these factions of plastics separately. The facility receives 4 tonnes of dry waste every day and recyclables fraction is almost 25-30 %. The recyclables and the Refuse Derived Fuel (RDF) is 100% documented. The Non-recyclable waste is further bled and sent weekly to Cement Factory through Goa Waste Management Corporation.

30 KLD STP & 40 KLD FSTP:

The Village Panchayat along with Solid waste management has focused on discharge of Liquid waste, with setting up of a liquid waste facility of 70KLD/day to make the project financially sustainable. The Village Panchayats has established Sewage tanker facility at discounted rates. There is a Continuous demand from the waste generators and Airport authority. Market rate for tankers vary from 7000-8000 whereas Panchayats charges minimum Rate from 2000-3000.

40KLD F-STP:

Fecal Sludge from residential/commercial septic tanks is unloaded into the bar screen chamber whereby all inorganic items are screened and the sludge flows into the anaerobic bio-digester chamber by gravity. This bio-digester carries out hydrolysis, methanogens etc. to break down the organic compounds. Next, the sludge water travels into the anoxic chamber where denitrification takes place reducing any nitrogen contents from it. The sludge water is then pumped into the primary settling tank followed by primary aeration chamber and subsequently, secondary settling tank and secondary aeration chamber by gravity. The sludge settled at the bottom of settling tanks is pumped into the sludge holding tank and then sent into the screw press whereas the treated water is sent further for tertiary treatment through pressure sand filter and activated carbon filter and then dosed with chlorine for disinfection.

Atal Gram Development Agency Goa

The Agency has undertaken following programmes.

Development of Agriculture activities in V.P.Surla

The Agency has implemented a novel scheme towards development of agricultural fields in the jurisdiction of Village Panchayat Surla in Bicholim Taluka. The main aim of the scheme is to transform large tracts of non-cultivable land into cultivable land by adopting suitable measures.

Manual Labour engaged for the above work is being paid daily wages as per the daily wage rate as approved by the Office of Commissioner, Labour and Employment, Government of Goa. Earth

moving machinery viz. Backhoe Loaders/Mini-Excavator/ Excavator for removal of shrubs, undergrowth dead wood, small stones/debris and leveling of fields are engaged as requested by the farmers after following proper codal formalities. An area of around 62,400.00 sq. mts. has been made cultivable in Ward No 1 (Patoli) in the jurisdiction of V.P. Surla by following appropriate strategies. An area of 31,000.00 sq. mts. has been made cultivable in Ward No. 4 (Ambefal, Bayem- Surla) in the jurisdiction of V P. Surla. The work of manual cutting/cleaning of Bushes, Grass & other undesirable vegetation in the jurisdiction of V.P. Surla, Bicholim Goa has been completed in another plot of land admeasuring 37,400. 00 sq.mts.in Ward No. 1 and 2 (Brahma Farmers Kumare- Joshibhat- Bhile).

Cultivation of Strawberries

The Atal Gram Development Agency assisted 3 Self Help Groups from Verlem viz. Bhumika Self Help Group, Shiv Shakti Self Help Group & Chandreshwar Self Help Group in the cultivation of strawberries. An area of 4900.00 sq. mts. has been brought under strawberry cultivation by Bhumika Self Help Group, Verlem (2300 sq. mts.), Shiv Shakti Self Help Group, Verlem (1400 sq. mts.) and Chandreshwar Self Help Group (1200 sq.mts.). The Agency procured and supplied 33,000 strawberry saplings from Wai village in Maharashtra State.

Matoli Bazaar

The annual Matoli Bazaar was organized on the eve of Ganesh Chaturthi Festival at Margao and Quepem. The Bazaar is aimed to inculcate entrepreneurship qualities among the rural women especially belonging to Scheduled Tribes. Around 250 women have formed Self Help

Groups and have been regularly conducting "Matoli Bazaar" every year. Individual income earned varies from ₹15,000 to ₹40,000 per mahila.

SCHOOL EDUCATION

Implementation of e-School project at Government High Schools at Netorlim, Vaddem- Curdi in Sanguem taluka and Maina and Malkarnem in Quepem taluka: The Agency procured and supplied Interactive Smart Boards alongwith mini PC, UPS and Camera for Video Conferencing at Government High School, Netorlim, Vaddem-Curdi in Sanguem taluka and Maina and Malkarnem in Quepem taluka to make learning an enjoyable experience.

The Agency has also made arrangements for electricity connection and LAN networking in all the schools. The introduction of Interactive Smart Boards in the schools has benefited the student community to a great extent. This facility has also benefitted the teachers to explain scientific and mathematical concepts more clearly and deliver the best quality education to their students which helps the students to understand these complex concepts in an easy way.

CHAPTER 11

INDUSTRIES

Introduction

The State of Goa envisages catalyzing economic growth through accelerated industrial development. The mission is to create sustainable employment opportunities mainly to the people of Goa. It also includes environment friendly industrial development ensuring balanced growth of regions, a facilitative regime that explores and unleashes the energies of the private sector to create an environment in which industry, both existing and new, can prosper.

The State Government has taken steps to simplify the process of setting up industrial facilities in Goa. Various measures have been implemented to enhance the ease of doing business, including the development of digital public goods for industry governance, the notification of new Goa- IDC regulations in 2023, decriminalisation of laws pertaining to industry governance and the notification of Logistics and Warehousing Policy.

There are 23 Industrial Estates in Goa having a total of 3158 plots for setting up of Industrial facilities. The number of Industrial Estates in North Goa and South Goa are 12 and 11 respectively. The details of number of plots Industrial Estate- wise is given in Annexure - 28. The maximum number of plots i.e 651 is in Verna Industrial Estate having 486 numbers of units having 354 running plants. The details of running plants Industrial Estate-wise is given in Annexure – 29.

The total number of Micro, Small, Medium and Large (MSME) Industries registered in the State during the current

financial year (upto December, 2023) is 12,693 which has increased by 317.67% as compared to 2019-20. The number of Micro units registered has increased by 446.84% during the same period. The category wise details about Micro, Small, Medium and Large industries registered in the State during the last 5 years is given in Annexure - 30 and the category-wise no. of units registered details during 2023-24 is given in Table 11.1

Table No: 11.1

Category wise No. of units registered.

| Units | 2023-24 (Upto December 2023) |
|--------|------------------------------|
| Micro | 12550 |
| Small | 112 |
| Medium | 8 |
| Large | 23 |

Source: Directorate of Industries Trade and Commerce

The registration process of MSME is fully online under MSMED Act, 2006. Any entrepreneur can apply online by visiting the portal www.udyamregistration.gov.in. The process of registration is entirely paperless and is based on self declaration, no documents or proof are required for registering Micro, Small and Medium Enterprises, only Aadhaar number is required and the rest of the details about registration will be taken automatically from the Government data.

The Directorate of Industries, Trade and Commerce maintains the record of Udyam Registration under Micro, Small

and Medium Enterprises in the State of Goa.

The Goa Investment Promotion Board (G-IPB) has granted in-principle approval to 80 projects in the last 5 years. This comprises of 50 new manufacturing units, 5 new Hospitality projects, 7 new Service sector projects, 18 projects of expansion of the existing manufacturing units. The total investment expected from all these units is ₹ 6297.14 crore and employment potential is 23113 people. Further, the Units registered under MSME during the last 5 years 48,187. The total investments from this units is expected to be ₹ 3773.98 crore. The total employment potential through the Goa IPB projects and MSME Units during the last five years 3,27,925. The details are given in Annexure – 31.

The State Government has taken up several activities to improve the infrastructure and service delivery to the industries. Some of them are as follows:

- Revamping the Rules and Regulations of the Corporation and published Goa Industrial Development Corporation Allotment, Transfer and Sub-Lease Regulation 2023 on 7th December, 2023.;
- Digitization of GIDC services and creating a Single Window Portal;
- DGPS Survey of all the Industrial Estates;
- Creation of Green Corridors, Solid Waste Management facilities, etc;
- Creation of MSME/Startup Incubation Park

The State Government through Goa Industrial Development Corporation (Goa-IDC) held IDC-Connect programme at the various Industrial Estate to improve service delivery, redress grievances, and promote the implementation of various schemes for Micro, Small, and Medium Enterprises (MSMEs). This programme is in line with

the vision of '**Seva, Sahayog and Swayampurna**'.

IDC-Connect is an initiative to bring governance to the doorstep of the Industrial Estates. The end goal is to create a conducive environment for industrial growth and investment in Goa and showcase its potential and opportunities as an ideal destination for industrial development.

The Industrialists participated in the programme and interacted with the IDC officials and representatives of other line-departments. They raised issues related to infrastructure works and other development works in the Industrial Estate. They also gave suggestions on tackling non-functional units, designing a new IDC portal, and streamlining the vacant plot advertising mechanism.

Ease of Doing Business (EoDB)

Goa Industrial Development Corporation (Goa-IDC) has taken a significant step towards addressing the challenges of digitization by approving the engagement of a Software Development Company for the creation of a new portal. Recognizing the need for a lasting solution, the corporation has decided to invest in the development of a 'Digital Public Good' (DPG).

Digital public goods play a crucial role as foundational elements for the establishment of secure, trusted, and inclusive digital public infrastructure. They are essential in assisting countries in achieving Sustainable Development Goals (SDGs). Unlike isolated digital solutions that are often created and maintained independently, DPGs are designed to be open for study, adaptation, and replication in diverse contexts. Goa-IDC is pioneering this approach in India by becoming the first Industrial Development Corporation in the country to leverage and co-create a

Digital Public Good. This groundbreaking initiative will be carried out in collaboration with key partners, namely, eGov Foundation, Invest India, and Deloitte Touche Tohmatsu India LLP.

By embracing the concept of Digital Public Goods and collaborating with experienced entities, Goa-IDC aims to establish a digital solution that not only addresses its immediate needs but also sets a precedent for openness, adaptability, and collaborative innovation in the realm of industrial development. This forward-thinking approach positions Goa-IDC as a leader in leveraging digital solutions for sustainable development in the Indian industrial landscape.

Goa-Investment Promotion Board (G-IPB) has diligently worked with 40 plus Departments/ Directorates to implement 300 plus reform points as mandated by Department for Promotion of Industry and Internal Trade (DPIIT), Ministry of Commerce and Industry, Government of India. Goa -IPB has also precisely studied and decriminalised 59 criminal provisions spread across 29 acts of 18 Departments.

Further, Goa-IPB is coming up with a Combined Application form along with simplified application forms of different Departments to ease the business compliance in the State. Goa-IPB through numerous capacity building exercises and countless meetings have encouraged various Departments to categorize and streamline business compliances. As a result of this, various Departments such as Tourism, Pollution Control Board, Town & Country Planning, Revenue and Municipal Administration have simplified their business services.

Further, to simplify the business approvals and ensure faster clearance,

Goa-IPB is also assisting Goa Industrial Development Corporation (GIDC) by making suitable amendments to GIDC Regulations.

Achievements under various schemes

1. Pradhan Mantri Formalisation of Micro Food Processing Enterprises Scheme (PMFME):

This is a Centrally Sponsored Scheme (CSS) designed to address the challenges faced by the micro enterprises and to tap the potential of groups and cooperatives in supporting the upgradation and formalization of the enterprises. This scheme is implemented on the sharing pattern of 60:40 ratio. However, scheme component like Capacity Building, Common Incubation Center, Handholding Support are 100% funded by Government of India. The achievements under this scheme during last two years is given in Table No. 11.2

Table No :11:2
Sub: PMFME- Beneficiaries & Subsidy released

| Sr. No | Year | No. of Beneficiaries | Subsidy Amount (₹ in lakh) |
|--------|---------|----------------------|----------------------------|
| 1 | 2022-23 | 12 | 19.10 |
| 2 | 2023-24 | 30 | 97.34 |

Source : Directorate of Industries, Trade & Commerce

Krishi Vigyan Kendra South Goa Directorate of Agriculture, Government of Goa Margao-Goa had proposed for Common Incubation Center at Durga Farm Chinchinim South Goa for the processing of Coconut and Local Seasonal Fruits. The project was scrutinised and approved by Ministry of Food Processing Government of India at the project cost Rs. 203.30 crore. Krishi Vigyan Kendra has completed minor Civil construction works.

2. Scheme of Funds for Regeneration of Traditional Industries of Ministry of Micro, Small Food Processing Enterprise (SFURTI):

The objectives of the scheme is to organize the traditional industries and artisans into clusters to make them competitive and provide support for their long term sustainability, sustained employment, to enhance marketability of products of such clusters, to equip traditional artisans of the associated clusters with the improved skills, to make provision for common facilities and improved tools and equipments for artisans, to strengthen the cluster governance systems with the active participation of the stakeholders, and to build up innovated and traditional skills, improved technologies, advanced processes, market intelligence and new models of public-private partnerships, so as to gradually replicate similar models of cluster-based regenerated traditional industries.

3. Prime Minister's Employment Generation Programme (PMEGP)

This scheme is implemented by Directorate of Industries and Khadi Village Industries Board (KVIB): PMEGP is 100% funded credit linked subsidy programme of Government of India. The objective is to generate self employment and employment opportunities through setting up of new enterprises. The achievements under this scheme during last five years is given in Table No: 11.3

Table No: 11.3
Beneficiaries under PMEGP

| Year | No. of beneficiaries | Subsidy (Rs. in lakh) |
|---------|----------------------|-----------------------|
| 2019-20 | 82 | 223.89 |
| 2020-21 | 48 | 125.4 |
| 2021-22 | 74 | 241.56 |
| 2022-23 | 73 | 279.01 |
| 2023-24 | 40 | 172.23 |

Source : Directorate of Industries, Trade & Commerce

4. Goa Tribal's Employment Generation Programme (GTEGP) Scheme, 2017

The scheme is implemented with the objective of improving entrepreneurship skills as well as generating self-employment amongst the tribal communities of the State.

To avail this scheme, the applicant should be a member of the tribal community, should be between the ages of 18 to 45 years and should be unemployed with a minimum qualification of Standard IV.

The extent of assistance under this scheme is ₹ 25.00 Lakhs for Micro and Small Manufacturing Enterprises, ₹ 15.00 Lakhs for Service Enterprises and ₹ 15.00 Lakhs for trading Activity.

The assistance includes 40% subsidy on sanctioned amount, 5% promoter's contribution and the balance 55% loan with interest @ 2% p.a. The loan amount is repayable in 60 to 120 EMI's as may be decided by the Task Force Committee. The achievements under the scheme during the last five is given in Table No.11.4

Table No: 11.4
No. of Beneficiaries under GTEP

| Year | No. of Beneficiaries. | Expenditure Incurred (Rs. in lakh) |
|---------|-----------------------|------------------------------------|
| 2019-20 | 35 | 276.04 |
| 2020-21 | 29 | 204.03 |
| 2021-22 | 25 | 233.46 |
| 2022-23 | 24 | 235.61 |
| 2023-24 | 30 | 228.56 |

Source : Directorate of Industries, Trade & Commerce

5. Scheme for promotion of Beekeeping Industry

The Scheme for promotion of Bee Keeping Industry is implemented through Khadi and Village Industries Board for promotion & development of scientific beekeeping and production of quality honey & other beehive products, promoting holistic growth of beekeeping industry for income & employment generation, providing livelihood support to farm and non-farm households and to enhance agriculture/ horticulture production. Under this scheme during the year 2023-24, 30 proposals for 84 bee boxes have been sanctioned. The achievements under the scheme during the last 3 years is given in Table No.11.5

Table No: 11.5
Scheme for promotion of Beekeeping Industry

| Year | No of Beneficiaries | No of Bee Boxes Subsidized | Total Amount Disbursed (₹ in lakh) |
|---------|---------------------|----------------------------|------------------------------------|
| 2020-21 | 136 | 212 | 235.99 |
| 2021-22 | 112 | 218 | 216.13 |
| 2022-23 | 168 | 433 | 259.64 |

Source : Directorate of Industries, Trade & Commerce

6. The Goa State Incentives to Encourage Investments Scheme 2017, 'Umbrella Scheme'

a) Interest Subsidy Scheme, 2017: All the Micro, Small, Medium Manufacturing Units;

Hinterland eco-tourism projects in lesser developed Talukas which have commenced commercial production after 1/10/2017 and employing minimum 60% goan employees are eligible under this scheme. The benefits are reimbursement of 30% of interest paid on eligible Term loan and/or reimbursement of 30% of interest paid

or 1.5% of turnover (whichever is less) on eligible working capital loan. The ceiling limit is restricted to up to ` 25.00 lakh per annum. One unit has taken the benefit under the scheme incurring an expenditure of ₹ 2.79 lakh in 2022-23. In the current financial year sanction has been granted to six units.

b) Employment Subsidy Scheme, 2017:

All micro, small, medium, large manufacturing units; hinterland eco-tourism projects in lesser developed Talukas and which are employing minimum 60% Goan employees, being paid minimum salary of ₹ 8000/- per month are eligible.

The benefits are reimbursement of 50% of salaries paid to Goan eligible employees pertaining to micro, small, medium units and reimbursement of 25% of salaries paid to Goan eligible employees for Large units as per proportion specified in the Scheme. For Micro, Small, Medium, Eco Tourism units - the benefit is restricted To ₹ 25 lakh per annum; and for Large unit- Upto ₹ 50 lakh per annum.

However, the benefit shall be restricted to ₹ 7000/- per person per month. 7 Units have taken benefit under the scheme during the last five years incurring an expenditure of ₹ 24.60 lakh.

c) Financial Incentives for Certification and Intellectual Property Rights Reimbursement Scheme, 2017:

All micro, small, medium, large manufacturing units, hospitals and educational institutions obtaining any standard certification and/ or intellectual property rights (IPR) except statutory certificates are eligible. The benefits are reimbursement of 100% of cost of obtaining certificates (excluding

hotel/travel charges etc). Reimbursement of 50% of cost of registering (IPR) and fees paid to the registry for registration of IPR. The ceiling on benefit for certification is ₹ 8.00 lakh and for IPR is ₹ 15.00 lakh. 2 units have taken the benefit under the scheme incurring an expenditure of ₹ 1.02 lakh during the last five years.

d) Capital Subsidy Scheme, 2017:

All Micro and Small Scale manufacturing units that have commenced commercial production after 1/10/2017 are eligible. Further, the units which carry out substantial expansion after 1/10/2017 as defined in the Umbrella Scheme are also eligible. The benefits include a capital subsidy of 30% of the cost of capital provided the subsidy on building/office is restricted to ₹ 5 lakh; (for micro units).

A capital subsidy of 30% of the cost of capital provided the subsidy on building/office is restricted to ₹ 10 lakh (for small units). For the purpose of this scheme, the cost of capital shall include the cost of all plant and machinery installed in the unit, Information and communication technology (ICT) equipment required to operate the machinery, office and factory premises. 17 units have taken the benefits under the scheme incurring an expenditure of ₹ 194.48 lakh.

7. Preferential Purchase Incentives for Micro and Small Enterprises Scheme, 2022

This scheme is intended to encourage and give boost to Micro and Small Scale Enterprise Sector. The achievements under the scheme from 2022-23 to 2023-24 (upto December 2023) is given in Table No: 11.6.

Table No: 11.6

No. of beneficiaries under Preferential Purchase Incentives for Micro and Small Enterprises Scheme, 2022

| Year | Achievements |
|---------|--------------|
| 2022-23 | 14 |
| 2023-24 | 39 |

Source: Directorate of Industries, Trade & Commerce

PM Vishwakarma Yojana

Under **PM Vishwakarma Yojana**, the artisans (Shramjeevi) engaged in 18 different trades shall be identified. These trades are Carpenter, Boat maker, Armourer, Blacksmith, Hammer & Tool kit maker, Locksmith, Goldsmith, Potter, Sculptor, Cobbler, Mason, Basket/Mat/Broom maker/Coir Weaver, Doll & Toy maker, Barber, Garland maker, Washerman, Tailor, Fishing net maker. All Shramjeevis engaged in these 18 trades are issued an ID card upon their registration on the Portal. There is a provision under the scheme for 5 days training in each trade. In every block, the training Centres are chosen for each trade. Upon completion of training, the beneficiary is paid ₹ 2500/- travelling allowance. Further, the Shramjeevi gets a e-voucher of ₹ 15000/- for purchase of tool kit / instrument. These Shramjeevi then will be eligible for collateral free loan upto ₹ 1 lakh at very nominal rate of interest. Shramjeevi who avail the 1st tranche of loan will get 2nd loan of upto ₹ 2 lakh immediately after 1st loan is successfully repaid.

This monetary aid will enable the artisans to kick start their business and expand it, resulting in improved livelihoods. The first batch of Shramjeevis have completed their training in tailoring trade on 25th January 2023

Till 25th January 2024, 35000 Shramjeevis have been registered.

Economic Development Corporation (EDC):

EDC Limited is a premier financial institution in Goa, a catalyst for economic development and industrial growth in Goa. EDC is an apex Corporation of State Government extending financial assistance to the MSME Sector in the State. Since 1975, the Corporation has assisted over 4500 units extending term loan of ₹ 1,66,835.95 lakh to fund projects.

Over the years EDC has been associated with every 2nd or 3rd project being set up in the State. The emphasis of EDC is to support 1st Generation entrepreneurs & take them to the next higher level to contribute to economic development in the State and create jobs.

Chief Minister's Rojgar Yojana (CMRY):

The Chief Minister's Rojgar Yojana (CMRY) scheme is a composite loan scheme which envisages to provide financial assistance for new as well as existing business.

The scheme has been revamped recently to widen the eligibility criteria so that more beneficiaries can be entitled to take benefit of the scheme. Age limit is enhanced to 50 years and income limit has been removed to enhance coverage under CMRY.

Under this scheme, loan limit for professionals and technically qualified persons is ₹ 25.00 lakh and for others is ₹ 20.00 lakh, repayable in maximum 7 years. Women/ OBC/Disabled beneficiaries who avail assistance under the scheme have to bear only 5% of the

project cost as their contribution while others have to bear 10% of the project cost. The interest rate on the loan is 8% p.a. and all beneficiaries who are regular and in-operation get an interest rebate of 6%, thereby reducing the effective interest to 2% p.a.

45 new beneficiaries have been added and loan amounting to ₹ 294.12 lakh has been sanctioned for the year 2023-24 (up to 31/12/2023).

As on 01st January, 2024, 7788 beneficiaries have been sanctioned loans under the Scheme amounting to ₹ 244.25 crore since inception. The performance of the CMRY scheme from 2019-20 to 2023-24 (up to 31/12/2023) is given in Table No. 11.7

Table No: 11.7
No. of Beneficiaries & Loan Sanctioned under CMRY (₹ in lakh)

| Year | No. of beneficiaries | Loan | Subsidy (DITC) | Interest Rebate/ Subsidy (Finance Dept.) |
|----------------------------|----------------------|----------------|----------------|--|
| 2019-20 | 344 | 2104.96 | 50.88 | 103.52 |
| 2020-21 | 191 | 1115.52 | 82.84 | 115.25 |
| 2021-22 | 119 | 850.49 | - | 113.18 |
| 2022-23 | 61 | 421.78 | 159.64 | 115.00 |
| 2023-24 (up to 31/12/2023) | 45 | 294.12 | - | 69.73 |
| Total | 760 | 4786.87 | 293.36 | 516.68 |

Source : Economic Development Corporation

Mukhyamantri Modified Interest Rebate Scheme:

Mukhyamantri Modified Interest Rebate Scheme provides interest rebate on the Term loan extended to MSME & Services sector (except sectors listed in negative category). Further, the scheme has been renewed in year 2023 with modifications & is extended till 31/03/2028.

Under this scheme, Interest Rebate of 5% is provided to units in backward

Talukas, 2% to Goan residents and 2% to Women Entrepreneurs. An additional rebate of 2% is offered to units employing 20 or more Goan employees. The maximum interest rebate is 9% p.a. or maximum of ₹ 25.00 lakh per year.

Under this scheme, 54 new beneficiaries have been added and interest rebate of ₹ 355.51 lakh has been released for the year 2022-23 (up to 31/12/2023). Since inception, an interest rebate of ₹ 2500.00 lakh has been released to 108 beneficiaries. The year wise number of beneficiaries and the amount of interest rebate reimbursed for last 5 years is given in Table No: 11.8

Table No: 11.8
No. of Beneficiaries under Mukhyamantri
Modified Rebate scheme
(₹ in Lakhs)

| F.Y | 2022-23 | 2021-22 | 2020-21 |
|---------------------------|---------|---------|---------|
| No. of Beneficiaries | 54 | 44 | 42 |
| Amount of interest rebate | 355.51 | 356.31 | 401.22 |

Source : Economic Development Corporation

The Corporation has been assisting the Government by actively participating in the Aatmanirbhar Bharat and Swayampurna Goa programmes with an objective to increase awareness about Government Schemes. So far EDC Officials have presented schemes to over 120 Panchayats. Promotion campaign on Radio and Newspaper is also carried out to reach all Goan youth/entrepreneurs across the State. Special CMRY Camps are also organized at EDC House to promote the CMRY self-employment Scheme.

The Corporation has been actively participating in various online programmes and camps organized by schools, colleges and other institutions so as to create awareness of self-employment schemes. The Corporation also manages Land Acquisition funds of

the State Government & other activities as mandated to it. The Corporation has been generating profits over the past years and regularly paying dividend to the Government

CSR Activities:

EDC being a profit earning company extends financial support by way of CSR to schools & other entities in State Government & Private sector to develop infrastructure and facilities for students and other stakeholders. The details of CSR funding sanctioned in the last 3 years is given in Table No: 11.9

Table No: 11.9
CSR Funding by EDC
(₹ in lakh)

| F.Y | 2020-21 | 2021-22 | 2022-23 |
|-----------------------|---------|---------|---------|
| CSR Amount Sanctioned | 100.00 | 119.35 | 148.78 |

Source : Economic Development Corporation

Mines and Geology

The State of Goa is endowed with Mineral Resources. Iron Ore, Manganese Ore, Bauxite are minerals of economic importance. Besides there are minor minerals like Basalt, Laterite Stones and Rubbles, River Sand, Murrum etc., which are in great demand as construction material.

This industry is labour intensive and provides work to large number of people. The rich and varied mineral resources of the State have contributed handsomely towards the development and industrialization of the State.

The main rivers Mandovi and Zuari both flowing into the Arabian Sea are navigable by barges used for transporting the ore.

Achievements

1) “Reimbursement of Green Tax and Fitness fee to the mining affected truck owners scheme 2023”:

The Government of Goa has notified this scheme in February 2022-23 called "Reimbursement of Green Tax and Fitness fee to the mining affected truck owners scheme 2023" so as to provide financial assistance to the tipper truck owners who have been adversely affected due to the closure of all mining and related activities in the State of Goa.

The Financial benefit available under the scheme per tipper truck is reimbursement of fitness fee/green tax amounting to ₹ 17,900/- and 50% of late fee/penalty paid, if any. Till date Department has sanctioned 198 applications in regards to this scheme.

Two lease of Basalt and One lease for Laterite Stone has been granted under minor minerals section for the financial year 2023 - 24.

The Department has also streamlined process to collect online Royalty for various Government projects initiated by various Government Departments and also made a module to accept online Royalty and issue of online transit passes for Minor Minerals.

851 applications have been received till date. 200 applications are in the process of approval & 453 applications are in the process of verification. 198 applications have been sanctioned.

2) “Debt Relief Scheme for mining affected borrowers of financial institution”:

It is targeted scheme, wherein borrowers who availed credit facilities for acquisition of barges, trucks, tippers and mining machinery/ equipment operating in the mining sector, from various financial institutions (Public, Private, Cooperative societies, NBFC,S and EDC) have been unable to meet their repayment commitments. As such, the physical targets is concerned, it depends on the number of applications received. Details of “Debt Relief Scheme for mining affected borrowers of financial institution” is given in Table No. 11.10

Table No: 11.10
Allocation “Debt Relief Scheme for mining affected borrowers of financial institution”

(₹ in lakhs)

| State Schemes | Allocation | Expenditure |
|---------------|------------|-------------|
| 2018-19 | 1000 | 797.9 |
| 2019-20 | 1500 | 146.1 |
| 2020-21 | 3000 | 52.77 |
| 2021-22 | 3250 | 4.72 |
| 2022-23 | 500 | 360.4 |
| 2023-24 | 500 | — |

Source : Mines and Geology

Ease of Doing Business (EoDB).

- Government has standardized the process for grants of permits for import of minor minerals under Rule 47 of MMDR, 1985 and implemented an online module from 5th October, 2022 and an amount of

₹ 1,94,20,000/- is earned by the State till 27th December, 2023

- The Department is in the process of starting the Sand Mining in Goa.
- Two lease of Basalt and one lease for Laterite Stone has been granted under minor minerals section for the Financial year 2023-24. Department has also streamlined the process to collect online Royalty for various Government projects initiated by various Government Departments and also made a module to accept online Royalty and issue of online transit passes for Minor Minerals.

E-Services to the Citizens/End to End digitization/Computerization:

- The Directorate has an integrated online Ore Management System for registration, payment and transportation of minerals including vehicle tracking system on Real Time Basis. All the permits of import & export, transit & sale of minerals is done online. Also processing fees charged for issuing permits is done through e-wallet.
- Public viewing web page for information on vehicle movement is made available to the general public on the official website of the Directorate of Mines & Geology under the Vehicle Tracking System.
- Online submission of documents for verification, renewals and registration of Vessel, Route and weighbridge is being carried out on Bhumiya Portal, developed by GEL, Goa.

E-Auction of Ore & Dumps

- As per order of the Hon'ble Supreme Court of India in writ petition (Civil) No. 435 of 2012, the State Government has floated single stage forward auction of 28th e- auction of

the mineral ore/ stacks laying at various mines/ stackyard in the State of Goa on MSTC e-auction portal.

- As per Hon'ble Supreme Court vide order dated 13/12/2022, Government of Goa has notified dump policy on 14th September, 2023 for handling and auctioning of various dump located in different locations in the State of Goa and auctioning of the dump is under process.

Handicraft, Textile and Coir Kunbi Handloom Craft Village.

The major component of the Kunbi Handloom Craft Village is spread in an area of 5 acres in Salualim area in Sanguem District in Goa. The project envisages the following major compounds. In order to provide the suitable working space with all the facilities for the artisan, it is proposed to construct of Kunbi Handloom Craft Village.

The food courts are proposed with stalls of multiple cuisines serving various types of snacks as well as meals so as to cater to the tourist demand as well as the demand of the artisans. Government of India has in principle approved the project and sanctioned Rs. 10.00 crore for the same. The project is in tendering stage.

“SAMARTH” (Scheme for Capacity Building in Textiles Sector)

Samarth is a demand driven and placement-oriented umbrella skilling programme of Ministry of Textiles. The implementation period of the scheme is up to March 2024. The scheme was formulated under the broad skilling policy framework adopted by M/o Skill Development & Entrepreneurship.

Samarth aims to incentivize and supplement the efforts of the industry in creating jobs in the organized textile and

related sectors, covering the entire value chain of textiles, excluding Spinning and Weaving. The training programme and course curriculum have been rationalized keeping in view the technological and market demand of the domestic and international economies.

In addition to the entry level skilling, a special provision for up-skilling/ re-skilling programme has also been operationalized under the scheme towards improving the productivity of the existing workers in Apparel & Garmenting segments. Samarth also caters to the up-skilling/ re-skilling requirement of traditional textile sector such as handloom, handicraft, silk and jute. During the current financial year (upto December 2023), 105 people have benefitted under the scheme.

Mahila Coir Yojana (MCY) for Value Added Products of the Ministry of MSME

MCY is being implemented by the Coir Board for the empowerment of women artisans in the coir sector with an aim to provide self employment opportunities to rural women artisans in regions processing coconut husk and provides scope for large scale employment as well as improvement of standard of living of rural women artisans. Four training programmes have been conducted and 80 women have benefitted under the programme during the current financial year (upto December 2023).

CHAPTER 12

TOURISM

Introduction

Goa is recognized as an International Tourist destination and Government of Goa focuses on implementing various innovations for development of its resources in order to maintain its International Standard to attract national and international tourists. Goa was selected as one of the States to host G20 Summits, wherein Government of Goa got the opportunity to showcase its international standard hospitality services to dignitaries from various G20 member countries invited during the Summit.

Goa is always highlighted for its unique beaches, however it is observed that preferences of tourists visiting Goa have undergone drastic change from beaches to hinterland, adventure and heritage tourism.

The State Government endeavors to augment the profile of the tourism industry by undertaking various infrastructure project to cater to the pressure of influx of tourists as well to offer best amenities to the visitors.

Tourist Arrivals

Goa with its beautiful pristine coastline, serene locations, hospitable people and unique rich culture has always been a preferred destination for the tourists from all over the world.

It is observed from table 12.1 that, there is an overall increase of 5.81% in the tourist arrivals of which domestic tourist show an increase of 2.61% while the arrival of foreign tourists have increased to 138.69% in 2023 (up to November 2023) as compared to 2022 due to

developed infrastructure in transport sector wherein Foreign and Domestic tourists are getting better facilities to arrive in Goa.

Goa is known for its hospitality and welcoming gestures towards tourists. This year Department has welcomed approximately 2300 tourists arrived from the first international Cruise ship, named 'Resilient Lady'. Also, Goa Tourism Department welcomed 250 foreign tourists who have arrived on the first International Charter Flight from Moscow, Russia on 1st October 2023, for the tourist season 2023-24.

Table No: 12.1
Year wise number of Domestic and Foreign
Tourists arrival in Goa

| Calendar Year | Domestic | Foreign | Total | % Change |
|----------------------|----------|---------|---------|----------|
| 2019 | 7127287 | 937113 | 8064400 | 0.61 |
| 2020 | 2671533 | 300193 | 2971726 | -63.15 |
| 2021 | 3308089 | 22128 | 3330217 | 12.06 |
| 2022 | 7018945 | 169005 | 7187950 | 115.84 |
| 2023 - Upto November | 7201989 | 403403 | 7605392 | 5.81 |

Source: Department of Tourism, Goa

Revenue generated through various acts under Tourism Sector

- The total revenue collected during the year 2023-24 (upto 15/01/2024) from various tourism related registration activities is ₹ 870.54 lakh and from tourism related renewal activities is ₹456.07 lakh. The total revenue collected during the last 5 years through Tourism related registration activities and Tourism related renewal Activities is given in Annexure - 32

and Annexure - 33. The details of foreign tourist arrival by different International flights at Dabolim and Mopa airport from 2019 to 2022-23 (upto November, 2023) are given in Annexure - 36. The details of foreign tourist arrival by cruise ship from 2019 to 2022-23 (upto November 2023) is given in Annexure - 37 and the total number of Hotels/ paying guest house, rooms and beds as on 31.03.2023 is given in Annexure - 38.

- The details of foreign tourist arrival by Charter Flights from the year 2019 to 2023 (Upto October, 2023) is given in Annexure - 35.
- During the year 2023-24 (up to 15/01/2024), 89.30% of Revenue was earned through Government shacks and Hotels. The details of revenue collected from different tourism activities is shown in Table No. 12.2

Table No: 12.2
Revenue Earned from Tourism related
Registration & Renewal activities

| Sr. No. | Activity Name | 2023-24 (up to 15/01/2024) (₹ in lakh) |
|--------------|---------------------------------|--|
| 1 | Deck beds and Umbrella | 3.00 |
| 2 | Government Shacks | 709.95 |
| 3 | Hotel | 474.73 |
| 4 | Photographer | 12.55 |
| 5 | Tourist Guide | 0.29 |
| 6 | Travel Agent | 20.00 |
| 7 | Water sports | 30.32 |
| 8 | Adventure Sports | 0.45 |
| 9 | Event | 52.53 |
| 10 | Online Tourist Service Provider | 13.00 |
| 11 | Shacks | 9.80 |
| Total | | 1326.61 |

Source: Directorate of Tourism

- The revenue collected by the Department from leasing the Department's property is ₹ 111.77

lakh for the year 2023-24 (up to December 2023). The details of revenue collected from lease during the last five years is given in Annexure - 34.

- During the year 2023-24 (up to Dec 2023), 86.27% of revenue earned towards Leasing of Department's Property through Calangute Pay Parking and Panaji Parking Services.
- The details of revenue collected from Leasing Department's Property for the year 2023-24 is shown in Table No. 12.3

Table No: 12.3
Revenue Earned from Leasing Department's
Property

| Sr. No. | Details of property | 2023-24 (up to Dec. 2023) (₹ In lakh) |
|--------------|---|---------------------------------------|
| 1 | Calangute Pay Parking | 47.67 |
| 2 | Kiosks at Panaji Jetty | 1.05 |
| 3 | Stalls at New Tourist Shopping Complex, Colva | 8.03 |
| 4 | Shops at Old Tourist Shopping Complex, Colva | 5.62 |
| 5 | PES College at Farmagudi, Ponda | 0.18 |
| 6 | Lease of Cashew Trees | 0.47 |
| 7 | Panaji Park at Panaji | 48.75 |
| TOTAL | | 111.77 |

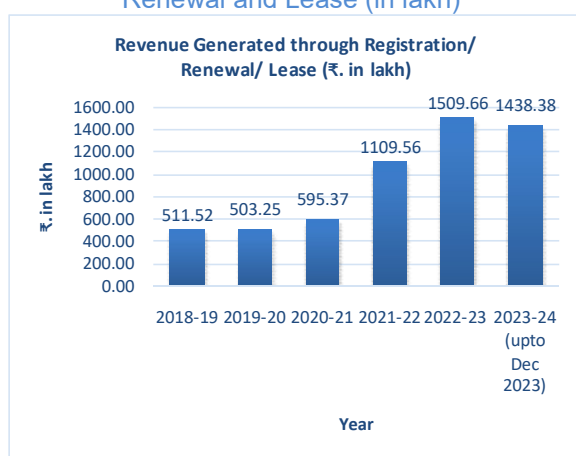
Source: Directorate of Tourism

- The Department has developed a Single Window System for registration of tourism activities and issuance of permission for minor events. During the year 2023-24 (till December 2023), permissions were granted for 11 major events wherein revenue amounting to ₹ 235.00 lakh was being collected and 92 minor

events were held with a revenue collection of ₹ 52.53 lakh on account of license fee and other charges.

- The Revenue generated through Registration, Renewal and Lease is shown in Chart No. 12.1. It can be seen from the chart, that revenue for the year 2023-24 (up to December 2023) is increased by around 281% as compared to year 2018-19.

Chart No 12.1
Total revenue generated through Registration, Renewal and Lease (in lakh)



New Initiatives/ Schemes

- **Collection of Crowd analytics of visitor footfalls and installation, operations & maintenance of digital advertising screens at various beach entrances**

The Government has executed a "Master Services Agreement" on 05/10/2023 with a private entity M/s. BBIUR1 Media Private Limited, Salcete-South Goa, for installation of the digital advertising screens/ panels to display social messages, promote unexplored locations/ hinterlands, Goan culture and heritage, commercial advertisements as well as to collect tourists statistics on a real-time basis and submit periodical analytics of the same to the Department of Tourism.

• Caravan Tourism Policy

Government has notified Caravan Tourism policy on 09/11/2023 aiming to promote new tourism products and to cater to the changing preferences of tourists. Financial incentives are specifically designed to support Caravan tour operators for procurement/ development of Caravan vehicles, thereby fostering the growth of caravan tourism industry in the State.



• Home-stay and Bed & Breakfast Policy

Government has approved Home-stay and Bed and Breakfast (B&Bs) Policy and notified it on 14/12/2023. The Policy is formulated to develop, promote and regulate home-stays and B&Bs in the State to supplement the availability of accommodation options and to enhance hinterland tourism. Special Incentives are provided to home-stays and B&Bs in seven talukas of Goa, viz. Sattari, Dharbandora, Sanguem, Bicholim, Ponda, Quepem, and Canacona.

• Village Development Scheme

Under this scheme, the Department will assist various villages, based on their potential such as demographics, natural attractions, potential for tourism development, etc. Presently, a proposal has been received from the Cotigao Village, Canacona for Construction of Adivasi Bazar (Tribal Market) at Navar Baddem.

- **Wellness Tourism**

With the introduction of Ayush Visa for foreign nationals, Goa plans to become a prime Ayurveda and Wellness tourism hub. 72 Ayush Health Wellness Centers (AHWCs) are operational in the State. 30 Part time Yoga Instructors are appointed for yoga sessions at AHWCs. Every AHWC has herbal garden, Non-Communicable Diseases (NCD) screenings, awareness for medicinal plants and common home remedies. Two Yoga Wellness Centre have been approved and Two Yoga instructors are presently working, one in each district.

- **Regenerative Tourism**

Department of Tourism has introduced the concept of Re-generative Tourism covering 11 spiritual sites. Regenerative tourism aims to transform the tourism industry by implementing sustainable practices that not only minimize environmental impact but also actively contribute to the regeneration of natural and cultural resources. The major goals of regeneration tourism are to protect natural ecosystems, promote cultural heritage, foster socio-economic development, educate on sustainability, encourage collaboration and drive continuous research and innovation.

It involves implementing responsible tourism practices to minimize pollution and conserve resources, support local traditions and economies, empower communities, raising awareness, fostering partnerships, and exploring sustainable technologies. By focusing on these objectives, regenerative tourism in Goa aims to create a tourism industry that not only benefits visitors but also enhances the well-being of local communities and preserves the unique natural and cultural heritage of the region.

- **Rationalisation/ Improvement in existing schemes**

- **Tourism Shack Policy**

The New Tourism Shack Policy for erection of temporary seasonal structures, beach shacks, deck beds/ umbrellas for tourist season 2023-26 is formulated as per the suggestions and recommendations made by the various Departments and Shack Associations. Accordingly, the policy was approved and notified. Draw of lots for allotment of Shacks at North and South Goa beaches was conducted on 07/11/2023. Allotments of shacks at Goan beaches is already been done.

- **Hinterland tours**

The Department through Goa Tourism Development Corporation (GTDC) has introduced various experiential tours to Raj Bhavan and Mayem and Canacona for the purpose of providing off beat tourism experiences to the tourists, which helps in exploring hinterlands of the State.

The Dudhsagar waterfalls, located in the Mollem National Park and Bhagwan Mahavir Wildlife Sanctuary are prime tourist locations in the State. The waterfalls provides an exciting range of adventures for explorers. GTDC, in association with the Forest Department has selected a service provider for conducting Monsoon Treks/Trails and regulating Jeep Safari at Dudhsagar Waterfalls.

- **Introduction of Experiential Tours and Treks through empanelled Operators**

The GTDC has partnered with three agencies ("Empanelled Agencies") experienced in organising nature trails, architecture tours, heritage trails, village walks, spiritual trails, nature/bird

watching, camping, bike tours, food and culinary tours, brewery tours, etc.

GTDC has allowed these agencies to use its brand name to boost its services and increase the visibility of experiential tours in Goa and expects the agencies to provide standardised and quality services to all tourists. These Empanelled Agencies will conceptualize tours and trails in Goa which will bring out unexplored tourism services and various points of interest in Goa. The Empanelled Agencies will also ensure that these tours are informative & interactive by exhibiting the best as well as the lesser known aspects of Goa to the tourists.

• Promotion of Nature Education and Ecotourism in Protected Areas

Nature Interpretation Centre and Ecotourism Complexes are being strengthened in forests to create public awareness and provide nature and environmental education. These activities are done by involving local communities which will improve their livelihoods and provide gainful direct employment to the local people. Around 1.83 lakh tourists visited National Parks and Wildlife Sanctuaries and amount of ₹269.05 lakh of revenue was generated through Ecotourism and allied activities.

Subsidy/ Financial Assistance Schemes

• Tourist Trade Support (Working Capital Interest Subvention) Scheme 2021

“Tourism Trade Support Scheme” has been introduced to support the Micro, Small & Medium Enterprises (MSME’s) in tourism industry which has been adversely affected due to Covid-19 pandemic by subsidizing the working capital loans for a 6-month period.

The benefits of this scheme is availed by M/s Tan Estates unit Panjim Inn (Hotel/Accommodation) and by M/s Purushottam Bhagvan Associates Panaji (Travel Agent/ Tour Operator) and an amount of ₹ 62,500/- has been sanctioned to each beneficiary.

• International Charter Support (Waiver of Landing Fees) 2021

The scheme has been implemented to provide relaxation in landing charges of International Charters to Goa and to attract higher number of charters by reducing the burden on cost of operation of international chartered flights.

The benefit of this scheme is availed by M/s Minar Travels(India) Pvt. Ltd. Panaji, Goa amounting to ₹ 8,80,679/- and by Air Astana, New Delhi amounting to ₹ 5,62,343/-.

Details of amount sanctioned under Subsidy/ Financial Assistance schemes during the year 2023-24 is given in Table No. 12.4

Table No: 12.4
Scheme wise details of Subsidy/
Financial Assistance Schemes

| Name of the Scheme | No of Beneficiaries | Amount Sanctioned (₹ In lakh) |
|---|---------------------|-------------------------------|
| Tourist Trade Support (Working Capital Interest Subvention) Scheme 2021 | 2 | 1.25 |
| International Charter Support (Waiver of Landing Fees) 2021 | 2 | 14.43 |

Source: Directorate of Tourism

Events:

- **Celebration of Chikal Kalo and San Joao festival 2023**

Department of Tourism organised traditional "Chikhal Kalo" Festival at Shree Devki Krishna Devasthan Ground at Marcela, Ponda from 28th to 30th June 2023. Also, traditional festival "Sao Joao Festival" at Helipad Dauji Ella, Old Goa was organised on 24th June 2023.


- **Goa Tourism Department celebrated World Tourism Day (WTD)**

On 27th September 2023, in association with India Tourism, GTDC, Travel & Tourism Association of Goa (TTAG) and other Tourism stakeholders celebrated World Tourism Day (WTD). The theme of the year celebration was "Tourism and Green Investments". On this occasion various programmes were organised such as welcoming of tourists at both airports, conducting a student heritage walk from Inox to Kala Academy, Boat cruise for differently abled kids, a talk by largest stakeholders at Taj Cidade, Felicitating the family of late Vincent Ramos for his contribution towards tourism and to announce an annual award along with industry in his honour, organisation of cooking competition on Goan Recipes using Millets at Goa Science Centre & Planetarium, organised inter High School competition for Government High School, Valkini, Sanguem on the theme of WTD 2023.

- Department of Tourism organised Deepotsav Festival from 09th to 11th November 2023 at State Council of Educational Research and Training (SCERT), Porvorim.
- Tripurari Purnima on 26th November 2023 was organised at Vithalapur Sankhalim, Goa.

Aguada Interactive Museum

Department of Tourism has set up a world class experiential museum at the Aguada Jail, Candolim that brings to light the story of Goa's freedom struggle as a permanently installed immersive gallery using physical sets, multimedia and surround audio and video in the honor of the gallantry sacrifices made by our freedom fighters and the armed forces. Divided into three distinct sections: "Goa: The Land," "The Struggle," and "The People," the museum offers a rich narrative of the region. Each area has interactive exhibits, meticulously designed to bring Goa's rich history and vibrant culture to life. Museum is created with combination of physical scenography and spatial audio integrated with mixed media story telling with 3D animation and visual effects.



Major achievements

- Goa is known for its safe and secure environment and keeping in mind the safety of tourists, project of Beach Lifeguarding and Water Safety Services have been outsourced to M/s. Drishti Lifesaving Pvt. Ltd. 313 tourists were rescued from drowning at the beaches by the Lifeguards as on December 2023.
- Department has executed Memorandum of Understanding (MoU) to express the mutual interest in exploring and developing a joint plan for bilateral co-operation in

Travel & Tourism by facilitating direct flight connectivity, cultural exchange, promotion of joint packages and human resource development based on mutual interests between Uttarakhand and Goa.

- Department signed MoU with Divinity Worldwide Pvt. Ltd. (brand Temple connect) on 21/06/2023 towards empowering Temple Tourism & promotion of Goan Temples with the Temple Connect Digital and Social Network.
- Sinquerim-Baga, Anjuna-Vagator, Morjim Keri, Aguada Fort and Aguada Jail in Goa are taken for development under Development of Coastal Circuit-I (Swadesh Darshan I).
- Rua de Qurem Creek-Dona Paula-Colva-Benaulim are taken for development under Development of Coastal Circuit- II (Swadesh Darshan II). Funds received under this scheme for the year 2023-24 (till December 2023) is ₹ 497.87 lakh, out of which ₹ 290.18 lakh has been utilised.
- Funds received for Construction, Renovation and Development of various tourism infrastructure projects in the State under the "Special Assistance-Capital" during the 60th Anniversary of Liberation of Goa amounting to ₹ 3068.79 lakh in the year 2021-22, out of which ₹ 2016.86 lakh have been utilised in the year 2022-23 and ₹ 1051.93 lakh have been utilised in 2023-24 (till December 2023).

- Goa Tourism received prestigious award for "Wedding and Film location" at VIIth Edition ITCTA, B2B International in September 2023, at International Tourism Conclave & Travel Award.
- Goa Tourism was honoured with "Best State for Tourism" at the Economic Times Travel and Tourism Conclave and Awards 2023 held at Delhi on 16th March 2023.



CHAPTER 13

INFRASTRUCTURE

Introduction

The Government has made unprecedented investments in infrastructure in the last few years taking the State to new heights. The quality of a State's infrastructure is a key determinant in shaping its economic trajectory. Government has centered infrastructure in its development agenda.

TRANSPORT SECTOR

ROAD TRANSPORT

The Transport Department is responsible for regulation of the use of Motor Vehicles in the State and collection of Tax on Motor Vehicles, Road Safety, Control of Air and Noise pollution.

Vehicle Registered

The total number of vehicles on live register in the State stands at 12,56,733 lakh. The Category-wise breakup of vehicles is given in Table No.13.1 and 13.2.

Table No.13.1
Number of vehicles on live register as on December 2023 (Transport Category)

| Type of Motor vehicle | No. of vehicles on live register |
|--|----------------------------------|
| Motorcycle for hire | 29681 |
| Goods Vehicles | 54754 |
| Taxis | 32687 |
| Buses+ Minibuses including K.T.C/Govt. buses | 5987 |
| Auto rickshaws | 3754 |
| Others | 624 |
| Total | 1,27,487 |

Source: Transport Department

Table No:13.2
Number of vehicles on live register as on December 2023(Non Transport Category)

| Type of Motor vehicle | No. of vehicles on live register |
|------------------------|----------------------------------|
| Motorcycles + Scooters | 794021 |
| Private Cars + Jeeps | 331644 |
| Others | 3581 |
| Total | 11,29,246 |
| Grand Total | 12,56,733 |

Source: Transport Department

The category-wise number of vehicles registered during the last five years is given in Annexure - 39.

As can be seen from Annexure - 39, the number of vehicles registered under the category "Transport - Motorcycle for hire" has increased by 99.33% in 2022-23 as compared to 2019-20. This is due to increase in number of tourists using Rent-a-bike facility. Whereas under the category "Transport, Buses and Minibuses including K.T.C, the number of registrations have decreased by 31.56%.

The number of driving licenses issued (New and Renewal) for the last 5 years is given in Table 13.3. The number of licenses issued (New and Renewal) in 2023-24 (as on December 2023) is 23668.

Table No.13.3
Number of licenses issued

| Financial Year | Driving Licenses (in nos) |
|------------------------------|---------------------------|
| 2019-20 | 28476 |
| 2020-21 | 25910 |
| 2021-22 | 25403 |
| 2022-23 | 31998 |
| 2023-24 (Upto 31st Dec 2023) | 23668 |

Source: Transport Department

The total number of permits valid as on 31st December 2023 which includes Contract Carriage Permit, Goods Permit, National Permit, Private Service Vehicle Permit, Stage Carriage Permit and Tourist Permit are 58,020.

Table No: 13.4
Category Wise Break Up Of Permit

| Types of Permits | Permits Valid as on 31 st December 2023 (in nos) |
|--|---|
| 1) Contract Carriage Permit | 23331 |
| a) Yellow Black Taxi Permit | 676 |
| b) Yellow Black Motor Cycle Permit | 1267 |
| c) Yellow Black Auto Rickshaw Permit | 1208 |
| d) Rent A Motorcycle Permit | 14067 |
| e) Rent A Motorcycle Licence | 6 |
| f) All Goa Tourist Taxi permit | 2553 |
| g) All Goa Bus Permit | 2064 |
| h) All Goa Maxi Cab Permit | 1490 |
| 2) Goods Permit | 15598 |
| 3) National Permit | 774 |
| 4) Private Service Vehicle Permit | 613 |
| 5) Stage Carriage Permit | 1088 |
| 6) Tourist Permit | 16616 |
| a) Tourist Taxi Permit | 10156 |
| b) South Zone Permit | 2 |
| c) Maxi Cab Permit | 639 |
| d) Bus Permit | 194 |
| e) Rent A Cab Permit | 5625 |

Source: Transport Department

The maximum permits valid as on 31st December, 2023 are in the category "Contract Carriage Permit" followed by "Tourist Permit". The least permit valid as on 31st December, 2023 are in the category "Private Service Vehicle Permit"

The number of Registration Certificates renewed during the last five years is given in Table 13.5

Table No.13.5
Registration Certificate renewed

| Financial Year | Registration Certificates renewed(in nos) |
|--|---|
| 2019-20 | 13656 |
| 2020-21 | 14661 |
| 2021-22 | 16338 |
| 2022-23 | 19307 |
| 2023-24 (Upto 31st Dec 2023) | 16540 |

Source: Transport Department

The number of Electric Vehicles registered in the State has shown tremendous increase during the year 2022-23 as compared to 2019-20. The transition to Green energy/ clean energy and efforts of Government towards it has made it possible. Number of Electric Vehicles registered during the last 5 years are given in table 13.6

Table No.13.6
Number of Electric Vehicles registered

| Financial Year | Electric Vehicles Registered (in nos) |
|----------------|---------------------------------------|
| 2019-20 | 39 |
| 2020-21 | 230 |
| 2021-22 | 1816 |
| 2022-23 | 7093 |

Source: Transport Department

Achievements

- **Revenue Collection:** Revenue Collected by the Department during last three years (as on October) is given in Table 13.7

Table No.13.7
Revenue Collected by the Department

| Year | Revenue Collection as on 31 st October | Increase |
|----------------|---|----------|
| 2021-22 | 14692.34 | - |
| 2022-23 | 24150.32 | 64% |
| 2023-24 | 27213.37 | 13% |

Source: Transport Department

- **Road Safety:** State has observed two road safety weeks in 2023-24, i.e. National Road Safety week and State Road Safety week with the focus on road safety. During the programme, all the stake holders such as drivers, general public, students of various schools and colleges were provided orientation on accident prevention.
- **Fines:** In order to maintain traffic law & order and discipline, the Government has to regularly conduct inspection and issue necessary Challans to traffic rule violators. In this current financial year (upto October 2023). 43316 challans have been issued and an amount ₹ 643.13 lakh has been collected as fine from the traffic rule violators. Details of Challans issued during last three years (as on October) is given in Table No. 13.8

Table No. 13.8
Challans issued during the last three years
(as on 31st October)

| Year | Checking Reports issued | Fines Amount (Rs. in lakh) | % increase |
|---------|-------------------------|----------------------------|------------|
| 2021-22 | 3964 | 44.31 | ---- |
| 2022-23 | 6037 | 113.70 | 157% |
| 2023-24 | 43316 | 643.12 | 466% |

Source: Transport Department

- **Remote Enforcement:** Enforcement of traffic rules or regulations is a major concern where there is traffic congestion/crowded traffic. In view of it, violations are checked through remote enforcement, where the enforcement officers by sitting remotely in the control room issue challans to violators. Under the Integrated Traffic Management Systems (ITMS) which was implemented on 01/06/2023, 46212 Challans are issued & ₹450.02 lakh

have been collected as fine amount from June 2023 till October 2023.

- **Curb Accident Rate:** 70 Alco-meters & 23 Speed Radars with night vision cameras are made available to traffic Cells to check drunken driving & over speeding.
- **Goa State Interim Compensation to Road Accident Victims, 2020**

The scheme aims to provide monetary relief of ₹ 2.00 lakh to the road accident victims against accidental death due to road accidents. In the event of death, the entire family is disturbed emotionally, psychologically and financially. The Government has disbursed an amount of ₹ 104.60 lakh to 54 beneficiaries during the current financial year (upto December 2023). The achievements under the scheme during the last five years is given in Table 13.9

Table No.13.9
No. of Beneficiaries under the scheme

| Financial Year | No. of Beneficiaries | Expenditure (Rs. In lakh) |
|-------------------------|----------------------|---------------------------|
| 2019-20 | 22 | 44.00 |
| 2020-21 | 45 | 90.00 |
| 2021-22 | 34 | 68.00 |
| 2022-23 | 32 | 64.00 |
| 2023-24 (Upto Dec 2023) | 54 | 104.60 |

Source: Transport Department

- **Mukhyamantri Goencho Taxi Patrao Scheme**

It is a programme launched by Goa Miles on 23rd March 2023 to help people who are in need to start taxi business. It provides financial assistance to those who cannot afford to buy new vehicle and start their own taxi business. This assistance covers only loans and down payment for acquiring a taxi. In all 120 Tourist

vehicles of different models have been handed over under the Scheme.

- Goa Miles is an Aggregator App connecting passengers with the drivers of tourist taxis for the purpose of hiring vehicles to reach destination. App service provides convenience to customer wherein one can book and get pickup/drop. Any taxi with valid permit can on-board under the App. At present there are more than 3100 taxis registered under this app.

- Mhaji Bus scheme:**

The scheme is aimed at improving efficiency in public transportation in the state by hiring private buses to improve services of the state-run Kadamba Transport Corporation Limited (KTCL). Majhi Bus Scheme is made operational on 17th August 2023.

As on date, 57 of buses are operating on routes such as Margoa-Canacona-Pollem, Margao- Quepem – Curchorem and Ponda – Usgao Tisk- Bicholim.

KADAMBA TRANSPORT CORPORATION LTD (KTCL)

Major Achievements

- Zero Emission Goals:** In order to maintain a balance between ecology and development the Government has taken various steps to reduce carbon emissions in the State. Under Faster Adoption and Manufacturing of Hybrid & Electric Vehicles (FAME) scheme, as on December 2023, 51 buses have been introduced in the State. This has resulted in saving 22.18 lakh liters of diesel and reduced carbon emission of around 5943 tons.

- Automated Fare Collection System:** KTCL as successfully implemented Digital Ticketing software through Paytm. Now passengers can pay ticket fare using, One Goa One Card, Credit Card, Debit Card, BHIM/Gpay/Paytm/Phone Pay and QR based mobile ticketing. The above action has resulted in ease of ticketing and multiple usage of card.
- The Department of Heavy Industries and Public Enterprises (MoHI&PE), Government of India had sanctioned additional 100 nos. of which one AC e-bus has been delivered and delivery of balance 99 buses is expected from February, 2024 onwards.
- Government has launched KTCL Goa Miles App during September 2023, which offers services of real time tracking of KTCL buses, integrated payments for KTC tickets.

The total income and earning per kilometer of KTCL during the last four years is given in table No. 13.10.

Table no.13.10
Income and earning per kilometer

| Year | Total Income (₹ in lakh) | EPKM (₹ in lakh) |
|---------------------|-----------------------------|---------------------|
| 2019-20 | 20481.87 | 63.35 |
| 2020-21 | 15080.16 | 104.50 |
| 2021-22 | 19532.44 | 106.72 |
| 2022-23 (Unaudited) | 24566.69 | 88.42 |

Source: Kadamba Transport Corporation Limited (KTCL)

The total earning during the year 2022-23 is ₹ 24566.69 lakh showing an increase of 19.94% as compared to 2019-20 whereas the earning per kilometer in 2022-23 is ₹ 88.42 which has increased by 39.57% during the same period.

The profit/loss account of KTCL from 2019-20 to 2022-23 is given in Table no. 13.11

Total No. 13.11
Profit/Loss account of KTCL

| Year | Profit/Loss |
|---------------------|-------------|
| 2019-20 | -1268.11 |
| 2020-21 | -766.86 |
| 2021-22 | -83.21 |
| 2022-23 (Unaudited) | 589.02 |

Source: Kadamba Transport Corporation Limited (KTCL)

The Corporation has earned a Profit in the year 2022-23 of ₹ 589.02 lakh after incurring losses from 2016-17 to 2021-22.

INLAND TRANSPORT

Minor Ports

- Construction of Terminal Building:** Work of Construction of the State of Art Iconic Terminal Building at Panaji Jetty is in progress, 67.44% of the work is carried out at an estimated cost of ₹ 28.00 crore. The project is expected to be ready by March 2024.
- Desilting/Dredging of River Sal:** River Sal located in south Goa District has been desilted in 3 Phases to rejuvenate and to also facilitate smooth movement of Vessels.

Work has been completed on 14th May 2023 at a cost of ₹ 30.68 crore for 12.0 meters wide, 3.0 meters depth and 18 kms stretch.

Desilting/Dredging and cleaning of Assolna river, a tributary of river Sal has also been completed on 18th June 2023, The total length of desilting is 4.7 kms. and the cost of the same is ₹ 4.46 crore.

Additional works of desilting, a part of river Sal, including disposal of the dredged spoils at the designated disposal grounds, at Bapsora, Velim from Colleavaddo ferry point to the
- Assolna-Ambelim Boundary within an area of 1.45 kms. in length, 12.0 mtrs. wide and 2.5 mtrs. depth and Captain of Ports Jetty to Muxer within an area of 1.80 kms. in length, 25.0 mtrs. wide and 3.0 mtrs. depth is under process and the cost of the same is ₹7.14 crore.**
- Upgrading the Departmental capabilities for hydrographic data acquisition:** Government is in final stage of procuring the Single Beam Hydrographic Data Acquisition Processing System. This will enhance the capabilities of the Ports Department to collect, monitor and update the critical bathymetric data of the rivers of Goa
- Redevelopment of Maritime school at Britona:** Government has approved the re-development of existing Maritime School at Britona into a "Goa Institute of Maritime Excellence (GIME), on Design Build Finance Operate Transfer (DBFOT) basis to the successful single bidder, viz., M/s. Ganpat University, Gujarat. The letter of award to the bidder will be issued shortly.
- Registration/Renewal of Vessels:** Total number of new vessels registered in the State for the current financial year, till November 2023 are 250. Already there are 6106 number of registered vessels in the State. Registration/Renewal of water sports boats through online mode has been initiated on Goa Online Portal and the same is in the evaluation stage.
- Participation at GMIS (Global Maritime India Summit) 2023:** Government actively participated at Global Maritime India Summit 2023, Mumbai Maharashtra, The Department of Ports represented State maritime along with Fisheries

and Tourism Department presenting/promoting the development and investment opportunities in the state Maritime sector and secured 1st Place for Goa Pavilion Large Category amongst 12 Coastal states and Major stakeholders in Maritime Industry.

PUBLIC WORKS DEPARTMENT

The Public Works Department has undertaken 97 civil projects in the current financial year. 161 number of projects were completed in 2022-23 which were initiated in 2021-22 and 87 works and 156 works were completed in 2023-24 which were initiated in 2022-23 and 2021-22 or prior respectively.

From 2023-24, all the Government buildings are being maintained by Public Works Department in order to ensure smooth execution.

To ensure all the ongoing drinking water supply projects are executed in a time bound manner for its timely completion so that the benefits are extended to the general public, Government has spent so far over ₹ 75.25 crore during this current financial year upto December 2023. During the same period ₹ 557.57 crore have been spent on improvement of riding quality surface, widening, good all weather roads with major emphasis on village road across the State. An expenditure of ₹ 143.13 crore has been incurred for improvement in the sewerage and sanitation sector.

The Government has undertaken the work of providing and Fixing smart water meters for advanced meter Reading including Operation and Maintenance of the System for 5 years for Panaji City at a tendered cost of ₹ 854.56 lakh excluding GST and Department charges. Government is thriving to improve the quality of living and enhancing 'ease of living' of people of

Goa by use of modern technology in monitoring of the system and to capture service delivery data automatically for ensuring the quality of services. This will forego the usual trend of taking meter readings manually by visiting every household. Billing cycle will be regularized as bills will be generated online. It will also help to monitor near real-time consumption patterns which will help to regulate water leakages and faults, provide accurate billing, and improve engagement with customers. The project is in final stage of completion. The Pilot project with 100 Smart meters is successfully completed. Online bills are generated for last 10 months.

The construction of New Zuari Bridge was completed and was made operational. This Bridge has made the connectivity from North Goa to South Goa hassle free. Sanction has been granted to 6 lane elevated road at Porvorim. This project envisages construction of 5.15 km long flyover on single pier through heavily congested Porvorim area having traffic over 75000 Passenger Car Unit (PCU) per day. The Construction of this project will remove the traffic bottleneck between North Goa to Panaji and South Goa. The construction of 4 lane bypass In Bicholim is 93 % completed and will be completed soon.

The construction of 25 MLD Water Treatment plant at Ganjem is 91% completed and 15 MLD Water Treatment Plant at Chandel is expected to be completed by May 2024. The construction of 10 MLD Water Treatment Plant at Pale is completed and 30 MLD Water Treatment Plant at Tuem is under construction and the works is expected to be completed by December 2024. Currently the works of improvement of Water Supply in St. Andre and Cumbharjua Constituency is

under execution and the overall progress is 91% and 97% respectively.

Trial runs of Kavlem Sewerage Treatment Plant (STP) are in progress. Testing of Sewer network and rectification of leakages is in progress. 95% sewer network is laid in Curti and 50% sewer network is laid in Bandora.

Sewerage Network in Colva is 95% completed. Work of effluent disposal line is completed and alteration of Electro Mechanical works in Sewerage Treatment Plant (STP) is completed & ready for commissioning. Work of House sewer connections in Colva is in progress and 100% road crossings are completed. House connections will be released once STP and network are commissioned in Colva.

Around 95% Sewer network in Navelim is completed. 7 Pumping Station are required to be constructed in order to commission the network. Out of 7 Pumping Stations, 1 Pumping Station is ready for commissioning at Davorlim, 6 Pumping Station are under various stages of construction. Navelim Sewerage Scheme is expected to be commissioned by May 2024 onwards in phased manner.

Fatorda and Margao Sewer Network-Rehabilitation of North Trunk Main: Total Length of North Trunk Main is 7.2 kms. Out of 7.2 kms, stretch from Old Market Circle to STP at Shirvodem which is 3.5 kms is commissioned. Stretch from Presentation school to Old Market Circle of 1.9 kms length is in commissioning Stage. With respect to last stretch from Arlem Circle to Presentation school, sewer line laying and construction of manholes are under construction.

Work on Sewerage scheme for Taleigao and its surrounding areas is under

execution. Presently 8.50 kms network is laid. Also, work on Sewerage scheme for Porvorim and its surrounding areas is under execution. 40 kms sewer network is already laid. Work of STP has been started and presently foundation of basin is completed. Similarly the laying of Trunk main as per revised STP location are in progress.

Under Sewerage scheme for Curchorem Municipal area and surrounding areas, laying of 31.92 kms sewer line with construction of 840 manholes is completed & nearly 3.125 kms of sewer line and 75 Manholes is under construction.

The details of important works completed during the last five years under Buildings and Road Sectors is given in Annexure - 40.

GOA STATE INFRASTRUCTURE DEVELOPMENT CORPORATION LIMITED (GSIDC)

GSIDC, a wholly owned State Government company is a Special Purpose Vehicle (SPV) for speedy implementation of all the Infrastructural Projects, envisaged by the Government like Roads, Bridges, Fly-Overs, Bus-Stands, Hospitals, Office Buildings, Tourism related Projects, etc., all over the State. The works carried out by the Corporation during the last five years is given in Table No.13.12

Table No. 13.12 Works carried out by GSIDC

| Year | Works completed | Expenditure (Rs. in crore) |
|------------------------------|-----------------|----------------------------|
| 2019-20 | 55 | 215.10 |
| 2020-21 | 24 | 58.46 |
| 2021-22 | 54 | 281.93 |
| 2022-23 | 60 | 413.76 |
| 2023-24 (upto December 2023) | 27 | 130.84 |

Source: GSIDC

Important works completed during the current financial year:-

- Construction of Office Building for Directorate of Accounts at Porvorim (₹58.00 crore).
- Construction of New Building for Goa Board of Secondary and Higher Secondary Education at Porvorim, Goa. (₹33.00 crore).
- Two lanes of new four lane Bridge at Hodar (₹ 22.00 crore) has been completed and opened for traffic.
- Demolition and Reconstruction of Market Complex for Bhoma – Adcolna Panchayat at Banastarim – Goa (₹18.00 crore).
- Reconstruction of Paikul Bridge (₹12.00 crore).
- Reconstruction of school at GPS Bicholim (Central) (₹10.00 crore).
- Reconstruction of GPS at Vithalapur, Sankhali in Bicholim Taluka (₹ 6.00 crore).
- Construction of Pedestrian Arch Bridge connecting Mandovi River Promenade and DB Road, over St. Inez Creek near ESG Building at Panaji (Yog Setu) (₹ 5.25 crore).
- Upgradation of NICU at Goa Medical College (GMC) & Hospital, Bambolim – Goa (₹3.25 crore).
- Construction of seed processing and storage unit building at Ella, Old Goa (₹3.00 crore).
- Major Repairs to Old Aged Home of IPA Providoria at Chinchinim (₹1.90 crore).
- Reconstruction of Government Primary School at Savai Ponda Goa- Civil, Plumbing and Electrical Works (₹1.30 crore).
- Construction of National Institute of Water Sports Campus at Caranzalem, Goa (₹83.00 crore).
- Construction of Ravindra Bhavan at Canacona, Goa (₹60.00 crore).
- Construction of 100 bedded Hospital at Institute of Psychiatry & Human Behaviour (IPHB), Bambolim, Goa (₹56.00 crore).
- Construction of new premises for Community Health Centre at Tuem, Pernem, Goa. (₹52.00 crore).
- Upgradation of Community Health Centre at Cacora, Curchorem. (₹46.00 crore).
- Redesigning and reconstruction of existing buildings and additional construction and new administration and training block for fire station at Panaji, Goa. (₹32.00 crore).
- Construction of Terminal Building for Captain of Ports at Panaji, Goa (₹25.00 crore).
- Renovation of Ravindra Bhavan & Construction of 2nd Phase of Ravindra Bhavan at Curchorem-Goa (₹.20.00 crore).
- Construction of Wholesale Fish Market at Margao - Phase II (₹16.00 crore).
- Construction of Day Care Centre (IPHB) at Institute of Psychiatry and Human Behaviour complex, Bambolim-Goa (₹13.00 crore).
- Construction of Football ground & Stadium including Community Hall at Verna in Nuvem Constituency (₹10.00 crore).
- Construction of Joggers Park at Chicalim –IInd Phase

The following works are in advanced stages and will be completed during the current financial year:-

- Construction of New District & Sessions Court Complex at Mercas, Tiswadi- Goa. (₹178.00 crore).

GSIDC has taken up the repairs & upgradation work of 709 schools out of which 687 schools have been completed so far including 15 schools completed during this financial year 2023-24.

The Goa Government has taken up “Upgradation of infrastructure in Rural

Areas under Deendayal Panchayat Raj Infrastructure (Golden Jubilee) Scheme 2013” and allotted certain panchayats to GSIDC under this scheme. GSIDC was able to complete Panchayat Buildings/Community Halls/Multipurpose Halls/Market complexes for 21 Panchayats including 4 Panchayats completed during this financial year 2023-24. Works of another 11 Panchayats are in progress, which will be completed during 2023-24.

The details of fund allocated & utilised is given in Table No.13.13.

The details of works completed by GSIDC during the last five years is given in Annexure 41

Table No.13.13
Fund allocated & utilised
(Rs. In crore)

| Year | Funds allocated | Fund Utilised |
|---------------------------------------|-----------------|---------------|
| 2019-20 | 350.00 | 225.00 |
| 2020-21 | 340.00 | 320.00 |
| 2021-22 | 450.00 | 250.00 |
| 2022-23 | 372.00 | 304.68 |
| 2023-24 (upto December 2023) | 380.00 | 240.00 |

Source: GSIDC

URBAN DEVELOPMENT

- An amount of ₹ 325.50 crore released for Smart City Project under Smart City Mission.
- An amount of ₹ 62.02 crore released under Atal Mission for Rejuvenation and Urban Transformation (AMRUT) 1.0.
- Allocated ₹ 85.00 crore under Atal Mission for Rejuvenation and Urban Transformation (AMRUT) 2.0.

Swachh Bharat Mission (SBM-U) 2.0

Swachh Bharat Mission (SBM-U) 2.0 was launched on October 1, 2021 for a period of five years with a vision of achieving Garbage Free Status for all

cities through 100% source segregation, door to door collection and scientific management of all fractions of waste including safe disposal in scientific landfills.

As a part of SBM-U 2.0, all 14 Urban Local Bodies achieved Open Defecation Free and Open Defecation Free Plus status. 12 ULB's have applied for ODF+ recertification. Results are awaited.

Under Solid Waste Management component, construction of toilets, Material Recovery Facilities and Bio-methanisation (5 TPD) are ongoing.

Pradhan Mantri Awas Yojana

The aim of this scheme is to provide financial assistance to the EWS beneficiaries from Housing for all Plan of Action (HFAPoA) for new construction/ enhancement of existing houses.

- ₹ 65.00 crore expenditure has been incurred for construction of 2,800 houses under the scheme since its inception.

Deendayal Antyodaya – National Urban Livelihoods Mission (DAY-NULM)

The scheme was launched on 23rd September 2013. A total of 1145 Self-Help Groups (SHGs) have been formed till December 2023, since the inception of the scheme. In this current financial year 38 groups have been formed and 36 SHGs have been given one-time revolving fund of ₹10,000/- each. Total ALFs (Area Level Federations) formed is 01 and 05 ALFs have been given one-time revolving fund of ₹50,000/- each in 2023-24.

City Livelihoods Centres are set up in Cuncolim, Mormugao, Curchorem and Bicholim Municipal Councils to create a platform wherein the urban poor Self Help Groups (SHGs) can market their

goods and services in an organized manner. One individual and 3 SHGs have been given loans under the Self Employment Programme with interest subsidy over and above 7% in the current financial year. Under the Employment through Skill Training and Placement (EST&P) component of DAY-NULM, 458 candidates have been trained in Self-employed Tailor, Senior Beauty Therapist and Senior Associate Desktop Publishing courses.

PM Street Vendor's Aatmanirbhar Nidhi (PM SVANidhi)

The Ministry of Housing and Urban Affairs had launched the scheme on 1st June, 2020, a Special Micro-Credit Facility Scheme for providing collateral free working capital loan upto ₹10,000/- (1st tranche loan), ₹20,000/- (2nd tranche loan) and ₹50,000/- (3rd tranche loan) to the Street Vendors in order to address the hardships faced by the street vendors and to resume their livelihoods that have been adversely affected due to COVID-19 pandemic and consequent lockdowns. The duration of the scheme is till December, 2024. The achievement of the scheme is given in Table No. 13.14.

Table No.13.14
Achievements under the scheme

| | Expenditure (₹ in crore) | No. of Beneficiaries |
|----------------------------|-----------------------------|-------------------------|
| 1 st Tranche | 1.49 | 1488 |
| 2 nd Tranche | 1.41 | 707 |
| 3 rd Tranche | 0.96 | 191 |

Source: Goa State Urban Development Agency

Swachh Bharat Mission (SBM-U) 2.0

Swachh Bharat Mission (SBM-U) 2.0 was launched on October 1, 2021 for a period of five years with a vision of achieving Garbage Free Status for all cities through 100% source segregation, door to door collection and scientific

management of all fractions of waste including safe disposal in scientific landfills.

As a part of SBM- U 2.0, all 14 Urban Local Bodies achieved Open Defecation Free and Open Defecation Free Plus status. 12 ULBs have applied for ODF+ recertification wherein results are awaited.

All the Urban Local Bodies (ULBs) have setup Material Recovery Facilities (MRF) in the State of Goa and all the dry waste is segregated in this MRF Facilities. The State is working on upgrading the existing MRF Facilities under the scheme.

Bio Methanation Plants: The Corporation of the City of Panaji (CCP) has set up decentralised biomethanation plants of total capacity upto 5 TPD at various locations in the City. Mapusa, Canacona and Margao Municipal Councils have setup 5 TPD Biomethanations plants each. Small capacity plants of 500 kgs. (0.5 TPD) has been setup at Valpoi, Quepem, Curchorem-Cacora, Sanguem, Cuncolim and Pernem.

Incinerators: The State has installed 1.5 TPD incinerators for domestic hazardous waste at Mapusa, Cuncolim, Ponda and Bicholim Municipal Council.

Effluent Treatment Plant, Sewerage, Collection and Disposal: Sewerage networks have been installed in Panjim, Ponda, Mapusa, Mormugao and Margao. The waste from other ULBs is sent via night soil tankers to nearby STPs Panjim (St.Inez), Baina, Navelim, Bicholim, Ponda where the waste is treated through SBR technology. The excess wet waste from the Corporation of the City of Panaji (CCP) is sent to Saligao Plant for treatment.

Master Plan For Towns

Master plan creation of Valpoi, Ponda & Mormugao is underway and will be completed by 31st March, 2024.

GIS Based Survey of ULB properties

The GIS based survey of properties of urban local bodies is underway. The main objective of this exercise is to assess tax accurately, ensure that all dwelling units are brought under the tax ambit, management of properties and ensure that new constructions are carried out as per approved plans.

In addition, a number of Map/Data layers which will be created based on the survey department will be shared with various departments through the One Map Goa/PM Gati Shakti - National Master Plan (NMP) platforms. This will facilitate them to make informed decisions when it comes to management of resources for development by adopting the Geo-Spatial analysis features. This is the key take away of this project. As on date, work in Bicholim Municipal Council is completed whereas Mapusa, Pernem and Sanquelim is in progress.

E-Governance Services rendered through online platform

Digitization & Processing of Property Tax Data: Property tax assessment, calculation and collection is digitized and operational through a back office application (MAS) developed by National Informatics Centre (NIC) and is available to the public at large via web/mobile applications. Presently, the property tax data, managed by NIC, is being integrated with the property register wherein a unique property identity code is assigned to all properties and is made accessible through www.goaulbservice.gov.in and Goa Online portal.

Tax assessment/liability and online payment: Citizens are able to know their tax liability and also assess their tax through the www.goaulbservice.gov.in portal. The department has leveraged the existing payment platforms to facilitate the collection of taxes. Payment of taxes can now be made through GPay, PayTM, Net Banking, Debit Card and so forth. Door-to-door collection services for house taxes, trade licenses and rentals using handheld Point of Sale (POS) devices is done.

Building Permits: Pursuant to the issuance of the Technical Clearance Certificates, digitally signed Construction Licenses and Occupancy Certificates are issued through software applications. Physical visits are greatly reduced, and licenses are issued within 3 weeks.

Processing of applications for trade licenses & income certificates, issuance of Birth & Death certificates, collection of leased shop rentals and other miscellaneous services which are specific to councils, like booking of halls and Night Soil tankers and pet registration are done through online mode.

All the above services are developed and maintained just by engaging 2 developers from Infotech Corporation of Goa Limited (ITG). Now the services are being integrated on the National Urban Digital Mission (NUDM) platform Urban Platform for deliverY of Online Governance (UPYOG) and will soon be available on the National Portal. Goa is the 5th State to be boarded on this platform.

SMART CITIES MISSION

The core infrastructure elements in a Smart City includes - adequate water

supply, assured electricity supply, sanitation, including solid waste management, efficient urban mobility and public transport, robust IT connectivity and digitalization, good governance, sustainable environment, safety and security of citizens, particularly women, children and the elderly, and health and education.

Status of Projects under Smart Cities Mission

- Total projects taken up in Panaji under SCM – 35 nos. – ₹937 Crore
- Total projects completed till date – 16 nos. – ₹342 Crore
- Total ongoing projects – 19 nos. – ₹595 Crore

AMRUT MISSION

The Atal Mission for Rejuvenation and Urban Transformation (AMRUT) envisages to ensure that every household has access to a tap with assured supply of water and a sewerage connection, amenity value of cities is increased by developing greenery and well maintained open spaces (e.g. parks) and there is reduction in pollution by switching to public transport or constructing facilities for non-motorized transport (e.g. walking and cycling).

Status of Projects under AMRUT Mission (as on December 2023)

- Total number of projects: 15 nos - ₹209.78 crore
- Total projects completed: 11 nos. – ₹54.86 Crore.
- Total ongoing projects: 4 nos - ₹147.06 Crore

FIRE AND EMERGENCY SERVICES

The Department have implemented “Upscaling of Aapda Mitra Scheme” under the preparedness and capacity

Building Funding window of National Disaster response Fund, wherein 400 Aapda Mitra/Sakhi have been enrolled and trained in various facets of Disaster Management.

Under the Ease of doing Business (EoDB) the Department have launched online services namely Application for Initial NOC, Final NOC, renewal of NOC and Fire / Incident report under eDistrict Mission Mode Project to provide online platform for the citizens to apply for services.

The number of human lives and animal lives saved either due to fire and other accidents is given in Table No.13.15 and Table No.13.16 respectively.

Table No 13.15
Number of human lives saved

| Year | Due to Fire | Due To Other Accidents |
|---------|-------------|------------------------|
| 2019-20 | 2 | 324 |
| 2020-21 | 1 | 95 |
| 2021-22 | 5 | 282 |
| 2022-23 | 1 | 102 |
| 2023-24 | 7 | 199 |

Source: Directorate of Fire & Emergency Services

Table No 13.16
Number of animal lives saved

| Year | Due to Fire | Due To Other Accidents |
|---------|-------------|------------------------|
| 2019-20 | 2 | 592 |
| 2020-21 | 0 | 585 |
| 2021-22 | 1 | 615 |
| 2022-23 | 0 | 761 |
| 2023-24 | 10 | 729 |

Source: Directorate of Fire & Emergency Services

During the last 5 years from 2019 to 2023, Fire & Emergency services have attended 13590 fire emergency calls and 22874 non fire emergency calls. Property worth ₹ 348.79 crore have been saved due to timely action taken by fire personal.

In order to make Goa disaster proof Government has trained 14369 number of people under Fire and Emergency Services and 12806 fire prevention

inspections have been conducted during the last 5 years.

The Fire & Emergency services from last 5 years with ample support of Government of Goa have purchased 9 Quick response fire vehicles, 01 Emergency Rescue Vehicle, 02 Water tender vehicle, 02 Water Bouser and 01 Advance multipurpose vehicle.

Infrastructure Projects

- The Re-designing and Re-construction of existing Building and additional Construction of new Administrative and Training Block” at Fire Force Headquarters is in final stage of completion and will be inaugurated in the current financial year.
- The Construction of New Building for Fire Station at Bicholim is in progress is likely to be completed in the next financial year 2024-25.
- The construction of new Building for Fire Station at Valpoi is in progress and likely to be completed in the current financial year 2024-25.
- The construction work of new Fire Station Building at Vasco is in progress.

Water Resources Department

To ensure water resources availability in terms of quantity and quality at all times Government has initiated several developmental works in the State. The works of some projects are ongoing and some have been completed.

Achievements

- Inter-state Tillari irrigation project was completed at a cost of ₹1465.80 in March 2023. Under this project,

6933 ha. land has been brought under irrigation and 200 MLD raw water was supplied for Domestic use.

- National Cyclone Mitigation Project (NCRMP) was completed on September 2023 at risk cost ₹116.35 crore. This project has enhanced the State preparedness and developed cyclone resilient infrastructure and capacity building along the coastline of 135 kms. of the state.
- Construction of floodwater pumping station at Mala Panaji was completed in May 2023 at a cost ₹16 crore. This projects will benefit Flood Control Measures in Panjim.
- *Sustainable use of mining pit water for irrigation in Bicholim and Sattari Taluka*: Project was completed in the month of May 2023 at a cost ₹16.00 crore. This project will benefit in providing irrigation water for mining affected areas.
- Box Conduit at Quepem and Paroda project was completed in May 2023 at a cost ₹13.00 crore.
- The project “Centre of Excellence at Margao” was completed in the month of December 2023 at a cost of ₹ 6.00 crore. This project will act as a centre to promote scientific studies under Hydrology.
- Amrit Sarovar Mission was launched by Hon'ble Prime Minister on National Panchayati Raj Day on 24/04/2022 aimed at developing and rejuvenating 75 water bodies in each district of the country as a part of celebration of Azadi ka Amrit Mahotsav. The State Government has already rejuvenated 164 water bodies in the State.

On Going Projects

- 100 MLD project station for Augmentation of Right Bank Main Canal of Tillari at Bailpur project is under progress at an estimated cost ₹25.00 crore. This project will benefit in supplying raw water to Chandel

Water treatment plant and Mopa Airport.

- **Raw Water supply Project:** Construction of Barrage and 250 MLD raw water Pumping station on Chapora river at Village Sal, Bicholim is anticipated to be completed by January 2025 at an estimated cost of ₹300.00 crore. This project will ensure uninterrupted water supply to Pernem and Bardez taluka.
- River rejuvenation programme for improvement of river Sal, South Goa project at an estimated cost of ₹ 9.00 crore is expected to be completed by January 2025.

Town & Country Planning

Building Plan Approval Management System (BPAMS)

Building Plan Approval Management System (BPAMS) is a new revolutionary tool implemented by Town & Country Planning Department (TCP), Government of Goa to help speed up the process of building plan compliance check in accordance with building by-laws of TCP-GOA.

Its high speed and accuracy is a boon to all stakeholders. Within minutes it is capable of analysing the building plans and generates a set of Reports, which are comprehensive and easily understandable to all stakeholders.

The BPAMS system introduced by TCP, Goa focuses on efficiency, transparency, accountability and responsiveness thereby speeding the approval process and enhancing the ease of doing business.

Other Achievements

- The process of registering professionals like Notary Architect/Notary Engineers, Engineers, Structural Engineers,

Landscape Architect, Urban Designer and Town Planner under the Goa Land Development and Building Construction Regulations, 2010 is continued by the Department. The total number of Professionals registered under Goa Land Development and Building Construction Regulations, 2010 (GLDBCR) is 54 for the calendar year 2023 till 29th November and total number of renewals of registration under GLDBCR, 2010 is 78 for the calendar year 2023 till 29th November.

- For speedy disposal of Government projects, Chief Architect has been empowered to grant Technical Clearances Development Permission and Completion order for building designed by his office.
- Also, in case of Material Recovery Facilities and Solid Waste Management Structure of the Local authorities, the concerned engineers of Municipal Councils /Corporation /Directorate of Panchayat /Assistant Manager of Goa Waste Management Corporation having engineering specialization have been empowered to grant Technical Clearances / Development permission and completion order.
- Issue of Zoning Certificate and NOC under section 49(6) through online mode has commenced from 21/07/2023.
- Recommendation of Conversion application under Land Revision Code (LRC) has been made Online.

Legislations made:-

Amendment of "The Goa Tax on Infrastructure Act, 2009 (Goa Act 20 of 2009)"

- Amendment to Section 7 so as to decriminalize the provision of imprisonment in Section 7 of the said

Act. Also amended section 9 of the said Act so as to make provisions for refund of tax incase on withdrawal of building Project.

Amendment to the Goa (Regulation of land Development and Building Construction) Act, 2008(Goa Act No. 6 of 2008)

- Amendment to the Goa (Regulation of land Development and Building Construction) Act, 2008 (Goa Act No. 6 of 2008) by substituting Section 5 of the Act so as to provide for prepublication of regulation made under said Act for public. Consultation in such matters as may be decided by the Steering Committee and to enable the Steering Committee to seek report from Sub Committee for matter referred by it.
- Amendment to section 6 of the said Act so as to include the consideration of Real-Estate Developer Association of India in the sub-committee in place of the Goa Chamber of Housing Industry

Amendment to "The Goa Town and Country Planning Act, 1974 (Goa Act No.21 of 1975).

- Amendment to "The Goa Town and Country Planning Act, 1974 (Goa Act No.21 of 1975) by providing for preparation of Zoning Plan for villages and Town which do not fall under planning area and under jurisdiction of Planning and Development Authorities.
- To decriminalize certain provision of the Goa Town and Country Planning Act 1974 by removing the imprisonment provision for minor offence under Section 110,115 and 123 while increasing the fines in case of Section 110 and 123 and to

improve disciplinary action under Section 115 of the said Act.

- Insertion of new Section 99A in the said Act so as to enable the Planning and Development Authority and the Government to engage function agencies/ consultation for preparation of Plan.
- Amendment to Section 17 of the Act to provide for alteration/modification of Regional Plan for accommodating and promoting projects/schemes in furtherance to tourism development, economic and environmental policies of the State which will not materially alter the overall character of Regional Plan 2021, and also to rectify errors in Regional Plan by way of procedures to be notified by way of rules.

ELECTRICITY DEPARTMENT

Solar Roof Top/Solar Energy

The Goa State Solar Policy was notified on 7th February 2019 and was subsequently amended on 6th August 2020. The policy is further amended on 23rd March 2023 to allow consumers with demand load of 1MW and above to take power under Open Access from Solar project during day time generation and during the peak hours (6 pm to 11 pm) through Battery Enabled Storage System with maximum of 15% of demand of the State.

The State has generated almost 8 times more solar power i.e 41.64 MUs as compared to 2019-20. The total no. of solar connections in the State of Goa as on 31/12/2023 is 1134 and the total solar capacity installed is 53.03 MWp. The total solar power generation during the last five years is given in Table No. 13.16 below.

Table No. 13.17
Year-wise data on solar
generation (in MUs)

| Year | Total Generation (in MUs) |
|----------------------------|------------------------------|
| 2019-20 | 4.46 |
| 2020-21 | 12.65 |
| 2021-22 | 16.03 |
| 2022-23 | 36.13 |
| 2023-24 (Upto November) | 41.64 |

Source: Electricity Department

The following are the achievements under various schemes:

Deen Dayal Upadhyay Gram JyotiYojana (DDUGJY)

- Replacement of 94,187 LT Meters with Electronic meters.
- Three Villages Electrification under Sansad Adarsh Gram Yojana (SAGY) at Khola, Ibrahampur and Rachol was completed.

Under Integrated Power Development Scheme (IPDS)

- Replacement of 1,29,551 LT meters with Electronic meters.
- Installation of solar roof top at 15 substations in Goa thereby generating total 410KWP solar power.
- The Real Time Data Acquisition System (RT-DAS) has also been implemented at substations for identification of Reliability indices such as SAIDI and SAIFI.
- Work of erection of 33/11KV ,2x20 MVA Gas insulated Substation (GIS) at Navelim in South Goa, Altinho – Panaji and Calangute in North Goa.

Other Achievements

- A new 220/33KV, 63 MVA transformer was commissioned at the Thivim substation at the total project cost of ₹40 crore to cater the increasing loads of North Goa district along with the proposed loads at Tuem Industrial estate.

- A new 110/33KV, 50 MVA transformer was commissioned at Verna Substation to enhance power supply reliability and availability for the Industrial consumers at Verna Industrial estate besides catering to the loads of Sancoale, Vasco and surrounding areas. The total cost of the project is ₹12 crore.
- The work order was issued for Design, Supply, Erection, Testing and Commission of 3x63 MVA, 220/33KV State of the Art GIS substation at Saligao along with 220KV Double circuit line from Thivim substation for an amount of ₹370.89 crore. The substation will drastically improve the voltage profile of North Goa district besides increasing power availability in the region.
- The Electricity Department has also undertaken number of projects across Goa for conversion of Overhead system to underground cabling for an estimated cost of ₹1450 crore.
- The work of Supply, Erection, Testing and Commissioning of 220/33KV, 63 MVA transformer at Ponda is in progress and is expected to be completed by March, 2024. The total cost of the project is ₹42 crore. The substation will cater the loads of the Ponda taluka and the surrounding areas.
- The work for Supply, Erection, Testing and Commissioning of 2x20 MVA, 33/11KV substation at Mandrem at a cost of ₹55 crore is completed and commissioned. The proposed substation will benefit the consumer along the coastal belt of Mandrem, Arambol, Morjim, etc.
- The work for Supply, Erection, Testing and Commissioning of 2x20 MVA, 33/11KV substation at Tuem will be completed within another 3 months. This substation will cater to the proposed industrial loads of the Tuem Industrial Estate.

- The Electricity Department has recently migrated all its systems and processes from the Data Centre at Kadamba plateau, Goa to MS Azure Cloud.
- The Department is also in the process of implementation of HR Management in Systems Applications and Products in Data Processing (SAP) for online maintenance of all employee data and records, online performance management system and for online attendance and payroll system.
- The Department has also implemented of e-office for faster processing of the document and to achieve paperless operations. All new documents will be scanned and properly stored so that they can be retrieved easily as and when required.
- The Electricity Department has devised 10 packages under Revamped Distribution Sector Scheme to include various projects aimed in improving power supply quality and reliability. These projects are related to replacement of old / frayed Distribution Transformer Centres, providing new Distribution Transformer Centres, Re-conductoring of old / frayed 33KV overhead conductors, 11KV and LT Underground Cabling works, RMUs for 11KV cabling works along with IT/OT works. Work orders have been issued for 10 infrastructure works amounting to ₹300 crore.
- The tender for installation of 7.5 Lakh Smart Metering works under Revamped Distribution Sector Scheme is floated and the order is expected to be issued within next 2 months.
- The Department is also in the process of implementation of Enterprise Resource Planning for under IT/OT works of Revamped Distribution Sector Scheme. The estimated project cost is about ₹38 crore.

The list of Infrastructure projects approved during the current financial year is given in Annexure - 42.

CIVIL AVIATION

Manohar International Airport at Mopa, Goa is developed & operated by GMR Goa International Airport Limited in partnership with Government of Goa on PPP Model successfully with an initial investment of ₹ 3,400 crore. Phase I of the airport catering to the needs of 4.4 Million Passenger Per Annum (MPPA) with requisite basic infrastructure and world class facilities, was inaugurated on 11th Dec 2022. Thereafter, airport commenced its domestic and international operations effective 5th January 2023 and 21st July 2023 respectively in effective collaboration with various departments of State and Central Government.

The Airport has completed its maiden year of operation with flying colours and secured 47% of Goa's air passenger traffic, by connecting 25 domestic and 5 international destinations serving 3.7 Million passengers as on 31st December 2023. It also employed 1,800 Goans in its operations by qualifying and employing 1,200 Goans through its Aviation Skill Development Centre. Currently, on an average it handles about 100 air traffic movements and 15,000 passengers per day. The airport has also received excellent positive passenger reviews and enjoys one of the highest engagements on social media platforms for airports. It has also received prestigious awards like

Sustainability Airport Award at International Airport Reviews, CII Design Excellence Award, Martequity Awards 2023 (Marketing Tech Awards by Economic Times) to name a few. It is ranked among the top 15 airports of the country according to the reports from Airport Authority of India.

Going forward, Manohar International Airport intends to connect more than 40 destinations, across both domestic & international, and aims to secure more than 50% of Goa's air passenger traffic. In that mission, it's also getting ready by expanding its operations to Phase III (Stage 1) capacity requirements as per the Commercial Airport (CA) to cater to 8 Million Passengers per annum with an additional investment of about ₹ 200 crore. In this journey, it endeavours to be a socially responsible, environmentally sustainable airport living up to the expectations of its stakeholders.

Aviation Skill Development Centre (ASDC) has been set up at Manohar International Airport at Mopa to impart Skill and training to youth with a priority to train and generate employment to Goans.

Till date 1215 have been imparted ASDC training and 1086 have been employed at Manohar International Airport. The Airport has employed total of 3560 persons out of which 1792 are Goans and 1768 are non Goans.

Table No. 13.18
No. of Flights operated and arrival of passengers
As on 31st December 2023

| Flights Operated | | Number of Passengers | |
|------------------|---------------|----------------------|---------------|
| Domestic | International | Domestic | International |
| 25661 | 420 | 3667400 | 593143 |

CHAPTER 14

SCIENCE, TECHNOLOGY & ENVIRONMENT

DEPARTMENT OF SCIENCE, TECHNOLOGY AND ENVIRONMENT

The Department of Science and Technology and Waste Management deals with the subject of popularization and promotion of Science and Technology in the State through various programmes /projects implemented with the active support of Goa State Council for Science and Technology, Goa State Innovation Council, various NGOs and Researchers/research Institutions in the field of Science and Technology.

The Department is mandated with Management of Solid Waste and other wastes, generated in the State through safe and scientific methods, which is achieved through Goa Waste Management Corporation.

The Department has implemented a “Scheme for providing Grant-in-aid to conduct Science Seminars, Workshops, Awareness Programmes, Exhibitions etc. and to travel in India and Abroad to attend training/workshops.

During the current financial year 2023-24 (till December 2023), 11 schools / colleges/ research institutions have been provided grant-in-aid of ₹ 8.40 lakh to organize Science exhibitions/ seminars etc.

Besides, 04 researchers/faculties from Colleges/University have been provided with grant of ₹ 4.41 lakh to visit abroad to participate in the Science Conferences to present their research papers.

Goa State Council for Science and Technology is also supported with a financial grant of ₹1.96 lakh under this scheme.

Under “*Scheme for Researchers in the field of Science and Technology and Innovation and for Projects of Students as a Part of Curriculum and to Publish Publications Books etc. in the field of Science, Technology and Innovations*”, 16 Students of Schools/Colleges/ University/ Individual Researchers have been given grant-in-aid amounting ₹ 44.79 lakh to take up research projects in Science and Technology.

So also, 06 groups of students from Engineering Colleges / Polytechnic from Goa have been financially supported under this scheme by releasing a total grant of ₹ 6.49 lakh to complete their final year projects.

Apart from above grants, the Department has released ₹ 1352.50 lakh to different NGOs / Government / Corporations/Autonomous bodies to take up different initiatives/projects.

Grant-in-aid amounting to ₹ 1.50 lakh have been provided to three Schools to participate in Science Exhibitions and also to visit places of scientific repute in India in which 40% reservation is kept for ST students.

In addition, following three new schemes have been notified

- (a) Scheme to encourage students for Innovative projects
- (b) Goa Rajya Vidnyanik Puraskar.

(c) Manohar Parrikar Yuva Scientist Award

Major achievements:

The Department has successfully completed the project Mapping of (S&T) needs of the State in consonance with the Sustainable Development Goals” in April 2023 and has identified the important sectors. The Department has organized Sustainable Lifestyle Workshops under the Ministry of Environment, Forest & Climate Change (MOEFCC)- Environment Education Programme (EEP) in the State, and has trained more than 200 eco club teachers in the months of July & August, 2023.

The National Nature Camping Program (NNCP) for the Eco Clubs of the State was implemented by the Goa State Council for Science and Technology during the month of November till January, 2024.

The Department has participated in the 2nd edition of GI (Geographical Indications) fair India held from 20th to 24th July, 2023 at India Expo Centre & Mart, Greater Noida. Annual “Science Film Festival, 2023” event was held in April, 2023 through Vidnyan Parishad Goa.

The Government has obtained the GI tag for Goan popular produce Goan Bebinca, Goa Mankurad Mango, Agsechi Vaiygem, Goa Cashew and Sat Shiro Bheno. Besides this, the GI applications for Mussarate Mango, Goan Sausage and Kunbi Saree are under process.

The Department through Goa State Innovation Council has set up Rapid Prototyping Lab at Don Bosco College of Engineering, Fatorda which is a home to a variety of State - of - the - Art

prototyping equipment for the innovators in Goa.

The Goa State Innovation Council has conducted overall a total of 521 workshops & training programs and a total of 41,516 participants were trained in the workshops & training programs.

National Mathematics Day & National Science Day Celebrated

The Goa State Council for Science and Technology (GSCST) celebrated Mathematics day on 19/04/2023 and Science Day on 26/04/2023 at Goa Chambers of Commerce and Industry, Panaji, Goa in order to give respect and tribute to great Scientists. Students from various schools have participated in the above programmes. During these two events a State Level Competition was conducted on “Power Point Presentation” & Poster/quiz competition highlighting contributions of Indian Mathematicians and “Global Science for Global Well Being” and the winners were honoured with prizes.

Solid Waste Management Facilities

Common Bio-Medical Waste Treatment and Disposal Facility (CBWTDF) at Kundaim.

A State- of- Art CBWTDF is set up on Public Private Partnership (PPP) basis. The CBWTDF has collected and treated 2713 tons of biomedical waste till October, 2023 since its inception in the year 2022. 903 tons of biomedical waste has been treated in the financial year 2023-24.

Common Hazardous Waste Treatment, Storage & Disposal Facility (CHWTSDF) at Pissurlem.

Goa Waste Management Corporation along with Goa Industries Environmental Management Association has

established a CHWTSDf for the State of Goa.

E-Waste Management in the State of Goa.

The construction work of the E-Waste **Management plant** in Pissurlem Industrial Estate **has** started in December, 2022 and the work is in progress and is expected to be completed by May, 2024.

Extended Producer Responsibility (EPR): GWMC has collected ₹ 4.00 lakh under EPR fees from Producers, Importers and Brand Owners in the year 2023-24.

Environment

Department of Environment (DoE) was established with the aim to promote environment related projects for conservation and upgradation of environment and abatement of pollution in the State is undertaken through various schemes.

The State Climate Cell has begun official activation procedures to request appointment of a Departmental Nodal Officer and Assistant Nodal Officer for operationalization, implementation and monitoring of the State Action Plans on Climate Change (SAPCC) at 60 Government Departments and other key organisations.

A total of 43 coastal Biodiversity Management Committees have been identified as priority and taken under the wings of Goa State Climate Change Cell (GSCCC) as potential vulnerable areas to the impacts of climate change. Other areas in the State marked in the SAPCC are also part of the baseline study.

GoVan project has directly benefited 25 women who are actively engaged at Multi-product Processing Centers. The

GoVan project remains committed to creating opportunities for women in the community, fostering inclusivity, and promoting sustainable livelihoods through the active participation of all community members. This project has successfully empowered the lives of approximately 50 local farmers wherein raw material is directly purchased from them through direct engagement.

Value addition within the GoVan project embraced sustainable practices, such as eco-friendly packaging. This not only aligned with conservation goals, but also catered to a growing market demand for environmentally conscious products.

The project encouraged the establishment of community-based enterprises involved in value addition. This fostered a sense of community ownership and cooperation. The consistent ordering of GoVan gift hampers by Government Departments, private agencies/organizations, and other individuals reflects the widespread recognition and appreciation for the project's initiatives.

The approval of 10 more Multi-product Processing Centres (MPPCs) through the District Mineral Foundation (DMF) signifies a strategic move towards supporting livelihoods and fostering sustainable development in mining-affected regions allowing diversification of economic activities in mining-affected districts.

Cleanliness of beaches is of utmost importance in Goa being a tourist destination. Therefore a 'Mega Beach Cleaning Campaign' was held on 21st May, 2023 under the Ministry of Environment, Forest and Climate Change, to spread awareness of keeping surroundings garbage free.

Goa State Wetland Authority (GSWA)

GSWA has taken policy decisions which include the categorization of Wetlands into Category I (Pristine wetlands) and Category II (Urban wetlands), curtailing the Zone of influence of wetlands to inlet channels and 25% slope and 5m around the existing constructions to be excluded while notifying a wetland.

A total of fifteen (15) Wetlands have been notified and 29 wetlands have been drafted to be notified under Wetland (Conservation and Management) Rules 2017, in the State of Goa.

GSWA has notified and constituted Lake Management Committees as a part of integrated management plan for notified Wetlands. This is one of a kind initiative taken up by GSWA for convergence of governance.

Goa State Wetland Authority has taken another initiative to undertake restoration of water bodies using traditional methods which does not alter/harm the existing ecological characteristics of water bodies, it promotes public participation in conservation of water bodies and associated ecosystems with abundant natural resources. Total 644596 numbers of saplings distributed under Mopa Airport Plantation programme and other Talukas across Goa for the last 5 years.

The Government has completed the process for preparation of Coastal Zone Management (CZM) Plan, 2011 as per CRZ Notification 2011 and the Ministry of Environment Forest and Climate change has notified the CZMP-2011 in 1:25000 scale and CZMP-2011 in 1:4000 scale is under submission.

Ministry of Environment, Forest & Climate Change has released an

amount of ₹ 40.52 lakh to National Centre for Earth Science Studies, Kerala as 1st instalment for Preparation of CZMP 2019 and will be completed in the month of April / May, 2024. Government has prepared a draft Zonal Master Plan for Ecologically Sensitive areas around Wildlife protected land in the State of Goa.

Forest

The State of Goa has been very proactive in conservation of Forest and Wildlife in the present scenario of climate change and Global Warming. Goa with its 3702 sq.km has good forest cover with 1,225.12 Sq. Km of recorded Government forest which is over 33% of the total geographical area of the State. Out of this 62% is designated as 6 protected areas along the biodiversity rich and ecologically sensitive Western Ghats. The Forest Department is entrusted with protection, management and development of forests and wildlife.

Tree plantation for qualitative improvement of Forests

58405 mangroves are planted in an area of 37 hectares. Total 901.5 hectares plantation has been completed under Compensatory Afforestation scheme and assisted natural regeneration in degraded forests including 288.5 hectares plantation in fire affected areas.

Celebration of Vanmahotsav

The Department has organized 31 extensive plantation programmes in various parts of the State as part of three-month long Vanmahotsav from July- September, 2023. Vanmahotsav is celebrated as part of awareness for trees plantation and forest conservation. During Vanmahotsav 2023, around 2.04 lakh tree saplings including ornamental and medicinal plants were distributed

free of cost to the public and various Government and Non-Government Institutions. The Department has organised 174 such extensive plantation programmes in various parts of Goa during last five years.

Soil & Water Conservation Measures

The Department is working consistently to improve water regime and soil fertility of the forest and surrounding area. The Department has constructed 38766 Staggered trenches , 35 check dams, 10 water bodies and 3Bore- wells till date in the FY 2023-24 as measures of soil and water conservation by involving local people and those belonging to the Scheduled Caste and Scheduled Tribe communities residing in the remote areas of Goa thereby improving their socio economic condition.

Nursery of 16000 seedlings covering 81 hectare area of new Canes/ Bamboos, plantations have been raised in degraded forests areas involving local population thereby generating local employment.

Protection of Wildlife

The 72nd Wildlife Week was celebrated from 02nd to 8th October, 23 with the theme “Partnership for Wildlife Conservation”. Events such as rangoli competition, essay writing in (Konkani, Marathi, Hindi & English), Wildlife Quiz Competition and Photography competition for college students, Poster competition for high school students, drawing competition for primary students and specially abled students were organized.

To mitigate human animal conflict, this Department maintains 24 x 7 Rescue Squad/ Centre at Campal, Margao and Cotigao for rescuing wild animals under stress.

A total of 5587 number of wild animals were rescued and re-habilitated during the current financial year(till October, 2023). The details are given in Table No: 14.1

Table No: 14.1

No. of Wild animals rescued and rehabilitated

| Sr. No. | Type of Wildlife | No. of Wildlife rescued and rehabilitated (Nos.) |
|---------|----------------------|--|
| 1. | Mammals | 104 |
| 2. | Reptiles | 5348 |
| 3. | Birds | 55 |
| 4. | Others (insects etc) | 80 |
| | Total | 5587 |

Source: Forest Department, Goa

Under Sansad Adarsh Gram Yojana, the Forest Department has successfully carried out erection of 6 running km. solar power fence in Ibrampur village of Pernem Taluka. This has minimized human animal conflict in this region.

Protection of Tiger Reserve initiative by the Department

Tiger Reserves are designated habitats for the conservation of Tigers and their prey base. Under the Wildlife Protection Act, 1972, a tiger reserve is legally mandated to designate a critical core area over which human habitation and resource extraction is not permitted. The area is encircled by a buffer zone that permits multiple human activities which give precedence to conservation objectives. Over the years, Tigers have been spotted in Goa in the part of Western Ghats.

Turtle Conservation Program

Goa has four notified Olive Ridley Turtle nesting zones viz., Morjim, Mandrem, Agonda and Galgibag which are protected by the Forest Department. During the turtle nesting season 158 nests of Olive Ridley Turtles have been recorded in the coast of Goa. Out of

13,748 eggs laid, 8989 turtle hatchlings were released.

Training and capacity building of all stake holders including local people is carried out for scientific management and professional handling of stranded marine animals along the coastline from time to time, during the year more than 600 people were trained.

Promotion of Nature Education and Ecotourism in Protected Areas:

Nature Interpretation Centre and Ecotourism Complexes are being strengthened in forests to create public awareness and provide nature and environmental education to improve their livelihoods and provide gainful direct employment to the local people.

State Medicinal Plants Board, Goa have taken efforts by organizing awareness programmes and workshops for farmers to sensitize towards development and cultivation of Medicinal Plants. One hundred and ten (110) Vaidya Mitra cards are issued to the Vaidyas of Goa to ease them in harvesting of medicinal plants from the forests of Goa.

Further, the Department has created 77 Nos. School Herbal Gardens and Nurseries with the provision of planting stock.

Scientific documentations such as 'Medicinal plants at Aushadhi Vatika' and 'Trees of Panjim' were released during the period. Goa Forest Department is committed for protection, conservation and scientific management of forests and wildlife and is taking all feasible efforts for the purpose.

The Government of Japan has invited proposals from the Government of India for the Technical Corporation Program **"Science & Technology Research Partnership for Sustainable Development (SATREPS)"** for the financial year 2023 under the ODA scheme, in order to establish

international framework to deal with global issues related to environment/energy, bio-resources, natural disaster & infectious diseases.

Forest Plantation

The Forest Department undertakes planting activities within and outside the Government owned forests. During the current year, around 77187 seedlings were distributed to the public and 24,795 nos. of seedlings were planted by the Department.

As a part of Jal Shakti Abhiyan launched by Union Government, high priority is given for soil and water conservation and creation of water bodies in forests and wildlife sanctuaries. Plantation of fruit bearing trees is carried out for improvement of habitat for wildlife and minimize their movement to habitation in search of water and food.

Details of cases registered under Forest Right Act & Status of Forest Rights Claims for last 5 years are given in Table No: 14.2

Table No: 14.2
Cases registered under Forest Right Act & Status of Forest Rights Claims for last 5 years (As on 09/01/24)

| Division | Claims received | Claims verified | Claims to be verified | Remarks |
|--------------------------------|-----------------|-----------------|-----------------------|---|
| North Goa Division | 1144 | 1139 | 5 | 5 cases are pending for verification as applicants refused. |
| South Goa Division | 2737 | 2737 | - | |
| Wildlife & Eco-tourism (North) | 1816 | 1484 | 332 | Cases of 32 Verification is in progress and 300 pending for spot verification |
| Wildlife & Eco-tourism (South) | 556 | 556 | - | |
| Total | 6253 | 5916 | 337 | |

* Total number of claims received is 6253 out of which 5916 claims have been verified.

Eco Tourism

Monsoon Tourism is also promoted by opening Dudhsagar waterfall trek during current year by deploying trekkers from villages located on fringe areas of Bhagwan Mahaveer Wildlife Sanctuary and National Park, Mollem, resulting in gainful employment for the youth of villages like Collem, Mollem, Sigao of Dharbandora Taluka.

Around ₹1.83 lakh tourists have visited National Park and Wildlife Sanctuaries and ₹ 269.05 lakh of revenue generated through Eco-tourism and allied activities. Revenue of ₹ 15.14 lakhs (Oct, 2023) was generated through the sale of forest produce in the current financial year.

Information Technology (IT)

The Department of Information Technology, Electronics and Communications is committed towards building a robust startup ecosystem by boosting local entrepreneurs thus making Goa the most preferred startup destination.

In order to promote Robotic, Coding on Drone Technology and motivate young minds about innovation startups. The Department has successfully organized summer camps 2023 on 17th-19th May 2023 at Salvador –Do – Mundo and Media Tech Expo 2023 from 21st -27th November, 2023 during the International Film Festival.

Startup Policy Scheme: The Startup Policy is a great initiative by the Government to promote startups in the State to help create employment. 123 beneficiaries have availed the benefit amounting to ₹ 350.93 lakh from 2018-19 (till date), the Startup Policy scheme consists of seven components namely (1) Interest Subsidy Reimbursement scheme (2) Seed

Capital scheme (3) Reimbursement of Expenses for Startups Operating from Leased/ Privately Owned Premises scheme (4) Salary Reimbursement scheme (5) Co working space/ Incubators/Accelerators Subsidy scheme (6) Trademark reimbursement scheme and (7) IPR Reimbursement scheme. The list of notable startups which have come up in the state is given in Table No. 14.3

Table No: 14.3
List of such notable startups

| Sr. No | Name of the startup | Sector |
|--------|---------------------|---|
| 1 | Blive | Travel and Hospitality Tech, Auto Tech, Transportation and Logistics Tech |
| 2 | Legal Capsule | Legal Advisory Tech |
| 3 | Bodhami | Edu Tech, E Learning Education |
| 4 | Transerve | Data Analytics |
| 6 | Precisely | Data Integrity |

IT policy Scheme: A recruitment assistance of 10,000 per fresher is provided to the existing and new units that recruit through campus recruitment from the educational institutes located in Goa.

Drone Policy

The Government has launched the Drone Policy 2022 with an aim to promote manufacturing sustainable innovation as a key player in India's drone ecosystem.

The objective of the policy is to encourage use of drones for innovative delivery of citizen services with a focus in the areas of agriculture, forestry, healthcare, mining and tourism and also to promote drone technology start-ups in the State.

Goa IT Policy

The Government of Goa has approved and notified the Startup Policy 2021 and IT Policy 2018 with a vision to make Goa one of the most preferred start-up and IT destinations in India by providing them with the much needed support and assistance to the growing needs of the Startup and IT Ecosystem. The Government of Goa envisions that facilitating entrepreneurship would lead to value creation and job creation. The policy also intends proliferation of technology startups and unleashing of economic opportunities across the State of Goa.

Electronic Delivery of Notice Act.

The Electronic Delivery of Notice Act primarily aims to serving of notices through electronic media i.e. any notice which is required to be given under such State Law or Rules and Regulations, to any person, may be sent in electronic form, where such person or his authorized representative gives consent in writing for service of notice on him by such mode.

Electronic Manufacturing Cluster (EMC-Tuem) is coming up at Tuem village in Pernem taluka under the Greenfield Electronics Manufacturing Clusters (EMC) Scheme of the Ministry of Electronics & Information Technology (MeitY), Government of India .6 allotments have been done within the EMC, one Offer of Allotment has been issued and 2 more applications are under process for allotment.

Scheme for Empowering ST/SC Communities using ICT Tools:

Under this scheme basic computer skills, training courses for BPO Operations/Call Center Executives are provided to youth / housewives from SC/ST Communities. During the current financial year, as on December 2023, 227 SC and 3628 ST individuals have benefited.

CHAPTER 15

RESEARCH & DEVELOPMENT

Introduction:

Research & Development (R&D) is recognised as one of the many activities that contribute to innovation. It is essential for the process of technology absorption and adaptation. R&D is of utmost necessity to develop a country's production potential and also its Science and Technology Sector. It helps a nation to develop and bring about innovation in all sectors.

Science and Technology and Waste Management

The Department of Science and Technology is mandated with popularization and promotion of Science, Technology and Innovation in the State of Goa including scientific management of waste generated in the State. To achieve this mandate various schemes are implemented under which financial assistance is sanctioned and released as grant-in-aid to various Institutions/ Academic Institutions/ Individual researchers, NGOs working in the field of Science and Technology. Besides, financial grants are also given to students/ group of students, who carry out the projects as a part of their academic curriculum.

- In the year 2019-20, 08 Institutions/ Colleges were given Grant-in-aid amounting to ₹ 30.77 lakh out of which grant of ₹ 11.32 lakh was given to National Institute of Oceanography, Dona Paula towards 2nd installment for 3 years project entitled "Impact of tar balls on marine biota along the coast of Goa".
- In the year 2020-21, 11 Institutions/ Colleges were given Grant-in-aid

amounting to ₹ 23.94 lakh out of which grant of ₹ 5.40 lakh was given to Goa Waste Management Corporation, Saligao towards Installation of Bio Digester at new South Goa District Hospital Margao.

- In the year 2021-22, 12 Institutions/ Colleges were given Grant-in-aid amounting to ₹ 39.25 lakh out of which ₹ 20.00 lakh was given to Agnel Charities (Agnel Seva Sangh) at Agnel Ashram, Verna-Goa towards 5th and final installment towards establishment of "Technology Business Incubator".
- In the year 2023-24 (as on December 2023), 29 Institutions/ Colleges have been given Grant-in-aid amounting to ₹ 61.61 lakh out of which ₹ 11.32 lakh has been given to National Institute of Oceanography, Dona Paula towards 3rd and final installment for 3 years research project titled "Impact of Tar Balls on Marine Biota along the coast of Goa".

The detailed Grant-in-aid given to various Institutions/ Colleges during the last 5 years is given at Annexure – 43.

Besides, Department is mandated with Management of Solid Waste and other wastes generated in the State through safe and Scientific methods, which is achieved through the Goa Waste Management Corporation. To achieve the mandate, the Department implements following Schemes.

- During the year 2023-24 (up to December 2023), total 11 numbers of Schools/ Colleges/ Research

Institutions have been provided Grant-in-aid of ₹ 8.40 lakh to organize Science exhibitions/ seminars etc. under the “Scheme for providing Grant-in-aid to conduct Science Seminars, Workshops, Awareness Programmes, Exhibitions, Supply/ Replacement of Science Education vehicles and Providing Financial Assistance to Teaching Faculties, Researchers and Subject Specialty Experts to Participate in Science Seminars and workshops in India and Abroad in the field of Science & Technology”. Also, 04 numbers of Researchers/ faculties from Colleges/ University have been provided with grant of ₹ 4.41 lakh to visit abroad for participating in Science Conferences to present their research papers.

- During the year 2023-24 (up to December 2023), total 16 number of Schools/ Colleges/ University/ individual researchers have been given Grant-in-aid amounting to ₹ 44.79 lakh to take up research projects based on Science and Technology under the “Scheme for Researchers in the field of Science and Technology and Innovation and for Projects of Students as a Part of Curriculum and to Publish Publications/ Books etc. in the field of Science, Technology and Innovations”. Also, 06 groups of Students from Engineering Colleges/ Polytechnic from Goa have been financially supported under this scheme by releasing total grants of ₹ 6.49 lakh to complete their final year projects.
- The Department has given a total Grant-in-aid of ₹ 1.50 lakh to 03 number of Schools under the “Scheme for the Group of students of High Schools and Higher Secondary School to participate in Science Exhibitions in India” and also to visit places of scientific repute in India with

condition that the group of students visiting such places should consist of at least 40% students from Scheduled Tribes community.

New Schemes

(a) Scheme to encourage students for Innovative projects

The Government of Goa introduced this scheme in view to encourage students in the State of Goa, who are having technological innovative ideas, which they want to translate into working prototype. Under this scheme, financial support is provided to deserving students on need cum merit basis. Government of Goa through Department of Science and Technology and Waste Management encourages students who require necessary financial support, in converting their innovative ideas into projects.

(b) Goa Rajya Vidnyanik Puraskar

Goa Rajya Vidnyanik Puraskar (GRVP) is an award introduced by the Government of Goa through the Department of Science & Technology & Waste Management. It is an award to encourage, identify and recognize Innovators/ Scientist who have implemented their ideas to innovations that are changing the life of the world. The GRVP will be awarded each year to Innovators/ Scientists who develop their ideas into a product or process that has been adopted or has high probability of being adopted in the State of Goa. The scheme is implemented through the Goa State Innovation Council (GSInC). Scope of the scheme is to give three awards during each financial year in the form of ₹ 2.00 lakh each to the Goan Innovators/ Scientists, one each in categories of Innovation, Environment and Societal impact.

(c) Manohar Parrikar Yuva Scientist Award

Manohar Parrikar Yuva Scientist Award (MPYSA) is an award introduced by the Government of Goa through the Department of Science & Technology & Waste Management. It is an award to encourage, identify and recognize Indian Scientist who has achieved an excellence in the field of Science and Technology and Innovations. The MPYSA is awarded annually to a Scientist, in memory of Late Chief Minister of Goa and Defence Minister of India, Shri Manohar Parrikar, who himself was a Technocrat and had love for Science and Technology. Scope of the Scheme is to give one award during each financial year in the form of a cash prize of ₹ 5.00 lakh to one Indian Yuva Scientist on recommendation of the Expert Committee.

The Green School Audit program, Green Olympiad, ThinQ-23 the Navy quiz, Wipro earthian program, Taluka level science quizzes, National Ayurveda Day in Schools and observance of other days of national importance in the Schools of Goa is done by the Goa State Council for Science and Technology (GSCST). By observing all these activities GSCST acts as catalyst for curiosity among young minds, by turning local issues into scientific adventures and thereby shaping a future where innovation meets responsibility.

Department through Goa State Council for Science and Technology has obtained Geographical Indication (GI) tag for Goan popular produce Goan Bebinca, Goa Mankurad Mango, Agsechi Vaiygem, Goa Cashew and Sat Shiro Bheno during this year in addition to earlier obtained GI for five popular Goan produce. Besides, the GI applications for Mussarate Mango, Goan Sausage and Kunbi Saree are under process.

Department through Goa State Innovation Council has set up Rapid Prototyping Lab at Don Bosco College of Engineering, Fatorda, which is a home to a variety of State-of-the-art prototyping equipments for the innovators in Goa.

Directorate of Higher Education (DHE)

Following Innovative Practices have been undertaken by DHE.

I. Establishment of Centre for “Research Development & Innovation” at Directorate of Higher Education”

In the year 2019, Goa Government started the “Centre for Research, Development and Innovation” (RDI) at the Directorate of Higher Education (DHE), way before the release of New Education Policy 2020. The RDI has introduced guidelines for Colleges, R&D Cells, giving them a structured plan to elevate their research endeavors. The impact is clear, Colleges in Goa are now more proactive about research, working together and creating a vibrant research culture. The following are the primary objectives:

1. Fostering Vibrant Research Culture:

The foremost objective is to create a vibrant research culture across Goa's Higher Education Institutions (HEIs), a culture that not only encourages curiosity-driven exploration but also cultivates an unquenchable thirst for knowledge. Through targeted initiatives, workshops, and collaborative programs, RDI aims to elevate the research ecosystem, amplifying the scope for ground-breaking discoveries and advancements.

2. Empowering Faculty and Students:

Statistics reveal that over the past two years, RDI initiatives have directly engaged more than 700 faculty members and attracted participation from 1,000+ students across various programs and workshops. By providing faculty with grant writing workshops, orientation programs, and research opportunities, RDI empower them to become catalysts of change, fostering a generation of inquisitive minds poised for innovation.

3. Societal Impact and Progress:

Beyond the confines of academia, RDI efforts transcend to impact society at large. The research output generated through these initiatives has led to the development of solutions addressing pertinent societal challenges. From innovative technologies to community-centric projects, these endeavors have laid the groundwork for tangible societal progress.

4. Collaborative Framework for HEIs:

These initiatives do not operate in isolation; they stand as pillars fostering collaboration among HEIs. By creating a network of knowledge-sharing, resource pooling, and collaborative ventures, RDI aim to create a fertile ground for collective growth and synergy among educational institutions.

RDI objectives are not merely aspirations, they are driving forces propelling Goa's HEIs towards a future where knowledge knows no bounds, where innovation is nurtured, and where societal progress is intrinsically tied to our collective academic pursuits.

Capacity Building Initiatives by RDI

➤ Two Days Research Grant Writing Workshop 2021

The objective of the workshop is to enhance research capabilities of Goa's

faculty members by providing skills for crafting compelling grant proposals.

➤ New Faculty Orientation & Mentoring Programme 2021-23

The objective of the programme is to provide a platform for newly recruited faculty members to enhance pedagogical skills, research methodologies, and administrative processes.

➤ Research Grant Writing Workshop for Science and Engineering Faculty of Goa 2022

The objective of the workshop is honing grant proposal skills for science and engineering faculty. 30 faculty members prepared research proposals aligned with Science and Engineering Research Board's (SERB's) State University Research Excellence (SURE) Scheme, and expected increase in research funding for these disciplines. Overall, these initiatives collectively signify a paradigm shift in Goa's Higher education landscape.

II. Establishment of "R&D cells" (RDC) in all HEIs in Goa including Technical and Medical Institute

RDC within Colleges are poised to craft comprehensive roadmaps and execute well-planned outcome-oriented activities annually. This strategic approach aims to significantly elevate both the quality and quantity of research undertaken in Goa's HEIs. Remarkably, out of 59 HEIs, 55 have successfully established their RDCs, marking an impressive 93% implementation rate. Under the guidance and directives of the "Centre for Research & Development Initiative (RDI), educational institutions in Goa have successfully implemented a series of comprehensive research promotion activities across various categories which include organizing weekly research seminars, instituting a dedicated

"Research Day" as an annual event to showcase remarkable research endeavors within the Colleges, conducting department-wise journal clubs for reviewing recent subject literature, and creating informative video clips highlighting College research work for display in the library and many more.

III. Establishment of "Goa State Research Foundation (GSRF)"

Goa State Research Foundation (GSRF) helps faculties of Colleges and the State University to do research with dedicated funding, making a big impact in the State. GSRF's key things are giving funding for faculty projects, encouraging high-level research, and making sure research proposals make a real difference.

It helps teachers do better research, fills funding gaps, has a smart plan for research growth, and aims to make a difference in society. Its focus is on dedicated funding, collaboration, and fostering cutting-edge research in all disciplines, directly contributing to fostering a robust research culture in higher education institutes in Goa, setting a benchmark for research initiatives nationwide.

For funding research in the State of Goa, GSRF has formulated schemes such as Goa GSRF Research Start-up Grant Scheme, GSRF Minor Grant Research Scheme, GSRF Post-Doctoral Fellowship Scheme, GSRF Doctoral Research Fellowship Scheme, GSRF Major Research Grant Scheme, and GSRF Summer/ Winter School Scheme.

IV. Training Non-PhD Faculty for Bridging Gaps in Research Skills

An eight-day Training Program for non-PhD faculty in Goa focused on "Enhancing Final Year Student Projects." This initiative equipped 430 faculty

members (non-PhD regular faculty of Colleges) from diverse disciplines with advanced skills in research methodology and practical application.

V. Mentoring and Guidance for Successful Grant Acquisition and Research Advancements:

Three Colleges have received the prestigious DBT Star College Grant, Government of India to enhance the research infrastructure at Undergraduate Colleges.

Knowledge Exchange Programs

Vidnyan Dhara: Propagation of knowledge of science to youths

This is a unique programme in India where Scientists from National Research Institutes delivers talks to University students. University faculty delivers talks to College students, College Teachers engage with students from Higher Secondaries and High Schools. Vidnyan Dhara 2023, has been directly engaged with more than 32,000 students through 254 talks. This year, plan is to engage with more than 75,000 youths through 500 talks.

Goa College of Pharmacy

The M. Pharma students carry out research projects as a part of their dissertation in the field of Formulation Development, Analytical Development, Herbal Drug Development, etc.

The following research projects has been funded through grants:

- Title of Projects: Comparative study of important plants from the Apocynaceae family used in traditional medicine.
- Funds Received: ₹ 3.00 lakh (Expenditure ₹ 1.78 lakh as on 10/01/2024)

- Funding agency: DST, Governor of Goa
- Duration of Project: 36 months (2023-26)

Following Research collaborations have been done with various Institutions & Organizations under M. Pharma Research Project.

Table No. 15.1
Research collaborations under M. Pharma Research Project

| Sr. No. | Title | Collaboration Organization |
|---------|--|---|
| 1. | Formulation & Development of Herbal Product | Gomantak Ayurveda & Research Centre |
| 2. | Lavivicial activity of plant & sea weed extracts isolated compounds & Novel Formulations | ICMR National Institute of Material Research Panaji |

Source: Goa College of Pharmacy

Three Indian & one International patent were granted, while six patent applications were filed by the faculty of Goa College of Pharmacy. A total of nine National & International research papers were published by the faculty in peer reviewed journals.

Goa Medical College (GMC)

New Research Building

To improve ranking of GMC under National Institutional Ranking Framework (NIRF) for which research needs to be boosted and proposal for the same to be submitted. The Medical Research Unit (MRU) to be setup on fourth floor of the Library building. Library up gradation is in process with Library management

system. The work has been allotted to ITG Ltd.

Goa College of Engineering

Goa College of engineering designed and developed a software App for Goa Police Department called "E Beat Management System". The E-Beat Book is a web and mobile-based application used by law enforcement agencies to streamline the collection, updating, and analysis of information related to crime and criminals in real time. It serves as an essential tool for Police Officers working at the grassroots level.

Police Department

The Goa Police Department has signed MoU with

(a) IIT, Farmagudi, Goa to enhance Research & Development (R&D) and training activities, to strengthen law enforcement & Cyber Security.

(b) Goa College of Engineering, Farmagudi for conducting Research, enhancing potential of Human resource & strengthen Law enforcement

(c) V.M. Salgaocar College of Law, Miramar, Goa for training, research & organizing seminar/ workshop, conference, project etc.

Water Resources Department

Research and data documentation

Under the National Hydrology Project funded by the World Bank, this Department is carrying out river gauging, establishment of all weather stations at various locations in the State.

The State Water quality laboratory is installed at Sinchai Bhavan- Porvorim, to monitor the quality of water in the State. A Centre of excellence is planned at Margao, to promote scientific studies on the data generated and mathematical

modeling etc. 90% of the work is completed.

Official language

Language Research and Training Centre is established in the Directorate of Official Language.

"Private Translators Meet" was organized on 31/10/2023 at Language Research and Training Centre, Directorate of Official Language, Panaji Goa to create awareness about translation scope in Goa. Around 28 amateur translators from Goa participated in the meet.

Directorate of Tribal Welfare

The Government has inaugurated the Tribal Research Institute in Sanguem Municipal area on 20/08/2023 at the hands of Hon'ble Chief Minister of Goa. Tribal Research Institute aims to undertake activities such as Infrastructure Building, Research and Documentation, Training and Capacity Building, Celebrating Tribal Festivals and Yatras, Organising exchange of visits by tribals and supporting Innovative projects/ initiatives/ activities which can help tribals or tribal majority area.

CHAPTER 16

SOCIAL SECTOR

HEALTH

Goa boasts of a well developed health care infrastructure that includes hospitals, clinics and diagnostics centres. The health sector encompasses both Government – run institutes and private healthcare providers ensuring an all-inclusive range of services for the population.

Investments have been made to upgrade existing hospital and improve the availability of specialized healthcare services in the State.

Deen Dayal Swasthya Seva Yojana (DDSSY)

The DDSSY has been rolled out to provide health coverage to the entire resident population of the State who reside in Goa for a minimum period of five years. Benefit under this scheme is the cashless treatment limited to the annual coverage.

Also, the insurance benefits can be availed individually or collectively by members of the family. A total of 447 medical procedures are covered under the scheme.

42 Private Hospitals, 11 Government hospitals in Goa and 17 Private hospitals outside Goa have been empanelled under DDSSY.

The details of number of beneficiaries, expenditure incurred and total active cards during the last five years are given in Table No: 16.1

Table No: 16.1

Deen Dayal Sawasthya Seva Yojana (DDSSY)
(₹ in lakh)

| Year | Funds Utilised | Total active cards | No. of Beneficiaries |
|---------------------|----------------|--------------------|----------------------|
| 2019-20 | 3657.00 | 227874 | 8583 |
| 2020-21 | 4217.58 | 290925 | 17983 |
| 2021-22 | 5331.40 | 292864 | 10687 |
| 2022-23 | 4056.39 | 295509 | 20954 |
| 2023-24 (till date) | 4397.46 | 230341 | 16292 |

Source: Directorate of Health Services

Goa Mediclaim Scheme

Financial assistance is provided to every permanent resident of the State for availing super specialty treatments that are not available in the Government Hospitals in the State.

The nature of sickness covered are Continuous ambulatory peritoneal dialysis (CAPD), Plastic surgery, Intensive Care Unit (ICU), Neonatal Intensive Care Unit (NICU), Pediatric Intensive Care Unit (PICU), Trauma Care, Coronary-artery bypass grafting (CABG)/ Percutaneous Transluminal Coronary Angioplasty (PTCA) (Angiography & Angioplasty), Open Heart Surgery (Valve Replacement, Mitral valve repair (MVR), ventricular Septal Defect (VSD), Autism spectrum disorder (ASD)), Kidney Transplantation, Neuro Surgery, Radio Therapy / Chemotherapy (Cancer), Cochlear implant, Spastic Child, Cerebral Palsy, Skeletal Deformities and Bone Marrow Transplant.

The details of number of beneficiaries and expenditure incurred during the last five years is given in Table No. 16.2

Table No: 16.2
Goa Mediclaim Scheme

(₹ in lakh)

| Year | Funds Received | Funds Utilised | Total Number of patients |
|---------------------|----------------|----------------|--------------------------|
| 2019-20 | 515.00 | 171.00 | 147 |
| 2020-21 | 565.00 | 93.00 | 77 |
| 2021-22 | 320.00 | 120.00 | 72 |
| 2022-23 | 417.00 | 123.00 | 126 |
| 2023-24 (till date) | 322.00 | 114.00 | 102 |

Source: Directorate of Health Services

State Family Welfare Bureau

Child Health

New Born Care Corners (NBCC) have been started at Nine delivery points for Newborn care and screenings for birth defects and for inborn errors of metabolism.

National Vector Borne Disease Control Programme

Malaria

A total of 2,47,846 patients were screened for Malaria and no death due to malaria was reported during the current financial year (upto 31st December 2023).

Dengue

Fever/Chikungunya/Japanese Encephalitis:

Dengue and Chikungunya cases are reduced at maximum extent due to concrete efforts taken up by the Government in this regard.

During the financial year 2023-24 (till 31st December, 2023), 512 confirmed cases of Dengue, 8 confirmed cases of Chikungunya and no cases of Japanese Encephalitis were reported.

National Programme for Prevention and Control of Cancer, Cardiovascular Disease and Stroke (NPCDCS):

The Department has conducted various Opportunistic Screening, diagnosis and treatments at Primary Health Centre (PHC) and Community Health Centre (CHC) level. The total number of patients who have received treatment for the year 2023-24 (April to November 2023) is given in Table No: 16.3

Table No: 16.3

Details of patients received treatment under NPCDCS

| Indicator | Male | Female | Total |
|---|--------|--------|--------|
| Total No. of persons attended NCD clinics (New and Follow Up) | 193862 | 208274 | 402136 |
| No. of Newly Diagnosed cases | | | |
| Diabetes Only | 2672 | 2600 | 5272 |
| Hypertension Only | 3021 | 2939 | 5960 |
| HTN & DM (Both) | 3021 | 2939 | 5960 |
| CVD's | 832 | 749 | 1581 |
| Stroke | 844 | 777 | 1621 |
| COPD | 630 | 571 | 1201 |
| CKD | 446 | 382 | 828 |
| Oral Cancer | 4 | 2 | 6 |
| Breast Cancer | 0 | 32 | 32 |
| Cervical Cancer | 0 | 11 | 11 |
| Other Cancer | 28 | 20 | 48 |

Source: Directorate of Health Services

ST Elevation Myocardial Infarction (STEMI) Goa Project:

STEMI project consists of 20 spokes and 4 hubs. It is to ensure that patient reaches the nearest hub centre in shortest possible time, within golden hour and get diagnosed using Tele – ECG and thrombolized for ST Elevation Myocardial Infarction with newer thrombolytics such as Reteplase and Tenecteplase.

A total of 3028 critical ECG diagnosed, 533 STEMI diagnosed and 398 patients have thrombolysed till December, 2023.

Changing Diabetes Barometer Project (CDB)

The Government is providing insulin free of cost to all diabetic patients under CDB project. Under this project, diabetes educator provides free counseling on nutrition, exercise and importance of compliance to anti-diabetic treatment. Till December, 2023, 217901 patients have benefited.

Chronic Obstructive Pulmonary Diseases (COPD)

Under the “National Programme for prevention of Non-Communicable Diseases”, COPD has recently been included in the State for Screening and 840 patients have been identified till December, 2023.

Non-Alcoholic Fatty Liver Diseases (NAFLD)/ Non alcoholic Steatohepatitis (NASH)

The NAFLD/ NASH programme was conducted from September to December 2023 and 1677 patients have been screened for NAFLD/ NASH.

Goa Stroke Programme

The Government has initiated State specific initiative “Goa Stroke Programme” with an aim to reduce the morbidity and mortality due to stroke in the State.

To facilitate early diagnosis and prompt treatment of acute stroke patients, facilities are available at both the District Hospitals. 47 Acute Ischemic Stroke patients have been thrombolized during the period from February to December, 2023.

National Mental Health Programme (NMHP)

Tele MANAS is a comprehensive mental health care service and available at South Goa District Hospital, Margao and Institute of Psychiatry and Human Behavior (IPHB) at Bambolim, till December 2023, 2499 calls have been attended during the year.

Psychiatric OPDs are conducted at both the District Hospitals and patients are regularly counseled, altogether 8870 mental disorder cases have been reported from April to September, 2023.

National Programme for Tobacco Control (NTCP)

Under this programme, Tobacco Cessation Clinics are functional at both the District Hospitals providing counseling as well as Nicotine replacement therapy.

Behavioral Counseling for tobacco cessation is also being conducted at the peripherals. Report of Tobacco Cessation Centre from both the Districts Hospital for the year 2023-24 (upto November 2023) is given in Table No. 16.4

Table No: 16.4
Report of Tobacco Cessation Centre

| Particulars | Nos. of Patients |
|-------------------------------|------------------|
| Total No. of Screened Patient | 2175 |
| New Tobacco User | 861 |
| Smoking | 316 |
| Smokeless | 553 |
| Reduced | 1336 |
| Quit | 29 |
| Relapse | 22 |
| Patient Counselling | 2575 |
| Tele Counselling Patient User | 505 |

Source: Directorate of Health Service

National Programme for Health Care of Elderly (NPHCE)

The Government provides various health care facilities to senior citizens of the State.

The details of various healthcare facilities strengthened and services provided under NPCHE are shown in Table No. 16.5

Table No: 16.5
Facilities Strengthened and Services provided: from April to December 2023

| Care services provided | Number of Elderly persons attended OPD | Number of Cases admitted in wards | Number of Persons given rehabilitation services | Number of Lab. tests performed on elderly |
|------------------------|--|-----------------------------------|---|---|
| DHs | 61864 | 4939 | 2768 | 61864 |
| SDH* | 2454 | 1692 | 479 | 2551 |
| CHCs | 32202 | 1266 | 169 | 14529 |
| PHCs | 58647 | 731 | - | 30658 |
| SHCs | 34435 | - | - | 16239 |

*Beds more than 100

Source: Directorate of Health Services

Pradhan Mantri National Dialysis Programme (PMNDP)

Under the Pradhan Mantri National Dialysis Programme, hemodialysis services are provided under Public Private Partnership (PPP) mode. A total 3489 patients are registered from April to December, 2023 and 70193 dialysis sessions have been conducted.

National Programme for Control of Blindness & Visual Impairment (NPCB & VI)

The objective of NPCB & VI is to reduce blindness incidence from 1.10% to 0.30%. As per the Project "ANDH MUKTH GOA", facilities for cataract surgery are available throughout the State to eradicate blindness.

The Government has developed Ophthalmic OT at Community Health Centre Sankhalim on 16th August, 2023 and Sub District Hospital Chicalim on 22nd November, 2023.

The details of Cataract surgeries carried out including free Intraocular Lenses Implants during the last five years is given in Table No: 16.6

Table No: 16.6
Cataract Detection and Cataract Operations including Intraocular Lenses Implants

| Year | Cataract Operations Performed/ Achievement |
|-----------|--|
| 2019-2020 | 11362 |
| 2020-2021 | 3354 |
| 2021-2022 | 13280 |
| 2022-2023 | 18176 |
| 2023-2024 | 9903 |

Source: Directorate of Health Services

School Health Programme – Distribution of Free Spectacles

Under the School Health Programme detection and correction of Refractive Errors for Primary and Secondary School Students is carried out and free spectacles are provided.

During the last five years, 683 schools have been covered and 55361 students were screened. 3228 students were detected with refractive errors and 2616 spectacles were provided.

National Leprosy Elimination Programme

Special activities, Skin Camps and house to house surveys have been conducted to detect early hidden cases of Leprosy in the community and prompt referral is carried out for suspected cases.

A total of 8,27,047 persons was screened for new Leprosy cases. The details of Leprosy cases for last five years is given in Table no: 16.7

Table No: 16.7
Number of Leprosy cases

| Indicator | 2018-19 | 2019-20 | 2020-21 | 2021-22 | 2022-23 |
|--|---------|---------|---------|---------|---------|
| No. of new cases detected | 92 | 79 | 64 | 74 | 82 |
| ANCDR | 5.92 | 5.05 | 4.11 | 4.56 | 5.22 |
| PR | 0.73 | 0.56 | 0.45 | 0.51 | 0.55 |
| No. of Grade II disability among new cases | 02 | 01 | 1 | 0 | 0 |
| Reconstructive Surgery Done | 0 | 02 | 0 | 0 | 2 |
| No. of child cases | 05 | 08 | 3 | 0 | 2 |

Source: Directorate of Health Services

Integrated Disease Surveillance Programme (IDSP)

IDSP, a decentralized, District based Surveillance Programme, intends to detect early warning signals of impending outbreaks and help initiate an effective response in a timely manner. Activities undertaken under this Programme include

- Testing for COVID-19, Influenza, KFD, Leptospirosis
- Preventive and control measures are taken for the above diseases.
- Setting up of RT-PCR labs in different Public Health hospitals.
- 100% reporting of all the Syndromic, Presumptive and Laboratory forms.
- IHIP Portal helps to identify outbreak at initial stage so that preventive measures of control can be initiated.

National Iodine Deficiency Disorder Control Programme (NIDDCP)

This programme is designed to generate awareness amongst general public on the importance of Iodated salt and Iodine Deficiency Disorder. As per National Family Health Survey (NFHS-5) consumption of iodized salt is 96.2% in Goa.

Till November, 2023 out of the total 896 tested samples, 857 have found with adequate Iodized salt.

NATIONAL AYUSH MISSION (NAM)

At present 34 Ayurvedic and 14 Homoeopathic OPDs are operational in the State. Up-gradation at AYUSH OPDs has been undertaken to set up Panchakarma & Development of herbal gardens. 02 Yoga Halls are constructed one each at PHC Colvale and PHC Balli. Agni-Viddha Karma, Cupping Therapies have also been started at AYUSH OPDs.

AYUSH Health Wellness Centres (AHWC)

Out of the designated 74 approved AYUSH HWC, 72 are operational. 49 Community Health Officers (CHOs) cum AYUSH MO have been appointed at Sub Centre level whereas 30 Yoga Instructors (Part time) are appointed for yoga sessions at AHWCs.

Mental Health Care Centre under Innovation

02 Mental Health Care Centres are approved of which 01 unit has been established at PHC Corlim providing consultation, free medicine and counseling to patients.

Setting up of Up to 50 Bedded Integrated AYUSH Hospital

02 Integrated 50 bedded AYUSH Hospitals have been approved. The South Goa Integrated AYUSH Hospital at Margao, is nearing completion

whereas North Goa Integrated AYUSH Hospital will be established at Velguem, Bicholim, Goa.

AYUSH Gram

4 AYUSH Grams are operationalized at Keri, Borim, Agonda and Netravali. Regular AYUSH awareness activities are being conducted to propagate AYUSH Way of life in the villages. Eco-friendly trainings such as Honey Bee Culture are being conducted. Identification of medicinal plants and home remedies, development of kitchen gardens are promoted. Activities like Poshan Maah, Ayurveda Day and International Day of Yoga are regularly conducted at these Ayush Grams.

Under New Public Health Programmes

02 units of KARUNYA (palliative care through AYUSH) have been setup at PHC Navelim and CHC Bicholim. 02 units of National Programme for Management of Musculoskeletal Disorders & Osteo Arthritis and VAYO MITRA have been started at PHC Quepem and CHC Pernem.

ACHIEVEMENTS UNDER NATIONAL AYUSH MISSION (NAM)

- **Yog Gram** was showcased at AYUSH Health and Wellness Centres (HWC), Rural Medical Dispensary (RMD), Netravali during the 9th International Day of Yoga, 2023.
- Yog Mandir i.e. Yoga Halls are being developed in the State.
- Mental Health Care Centre is set up at PHC Corlim where Panchakarma procedures such as Shirodhara and Nasya along with diet and lifestyle advice for AYUSH management are provided to the patients. An expenditure of ₹ 1541.58 lakh has been incurred for the last five years.

Ayushman Bharat Pradhan Mantri Jan Arogya Yojana (AB-PMJAY)

Under Ayushman Bharat – Pradhan Mantri Jan Arogya Yojana (AB-PMJAY), a cover of ₹ 5 lakh is provided to a family per year for secondary and tertiary care hospitalization across public and private empanelled hospitals in India. 17 hospitals are being empanelled under the scheme in the State. Beneficiaries can visit any empanelled public or private hospital in India to avail cashless treatment.

There are 41098 eligible families as per Socio Economic Caste Census 2011, of which 24717 families have enrolled on AB-PMJAY consisting of 63220 individuals upto 9th January, 2024. Also 2731 cases amounting to ₹ 251.67 lakh have been settled upto 5th January, 2024.

The Ayushman Bharat Campaign was organized from 18th September, 2023 till 2nd October, 2023 and a card generation drive was undertaken for eligible population of the State. Ayushman Cards were generated during Viksit Bharat Sankalp Yatra and during the special camps organized by the Directorate of Health Services.

Nursing Institute

The Government Nursing Institute provides opportunities for students to pursue Diploma, Graduate and Post Graduate Nursing studies in Goa. A cumulative of 877 students have successfully completed B.Sc. nursing programme till the last academic year, including 113 students who passed out during the current financial year i.e. 2023-24. A cumulative of 21 students have successfully completed M. Sc Nursing programme.

Altogether 7 students have successfully completed the Post Basic Diploma in Neonatal Nursing and Cardio-Thoracic Nursing. Also a total 360 students have successfully completed the Auxiliary Nurse and Midwifery programme till the last academic year

Emergency Management and Research Institute (EMRI)

In Goa, EMRI Green Health Services operates a fleet of 101 ambulances. 7,16,557 emergencies have been attended since its inception and 57258 lives have been saved. The initiative also assisted 1148 deliveries and 47385 pregnancy cases.

The total Road Traffic Accident (RTAs) handled by EMRI stands are 1,26,975. The Hearse Van has attended 11824 cases and the Drop Back vehicles has had 9113 beneficiaries during the year.

National Programme for Prevention & Management of Trauma

The objective of this project is to enhance road safety, identify black spots, ensure better coordination with stakeholder Departments and provide immediate relief to accident victims. Goa State has registered more than 4873 accident entries on iRAD portal during the period from January 2022 to October 2023.

Swasth Mahila Swasth Goa Project:

It is an unique project launched with the aim of screening 1 lakh women above 25 years of age for breast cancer over a two year period. Till November 2023 a total of 96858 women has availed the facility of breast cancer screening and 48 breast cancer positive cases have been identified which are undergoing treatment.

India Hypertension Control Initiative (IHCI):

This initiative is launched in collaboration with Indian Council of Medical Research (ICMR), World Health Organisation (WHO), Resolve to Save Lives, Ministry of Health and Family Welfare (MOHFW) and DHS Goa. The patients who are enrolled under IHCI shall be followed up using "SIMPLE App" and managed using State specific Hypertension Treatment.

Ayushman Bharat Health and Wellness Centres (Ab-HWC):

In Goa, the health facilities, Primary Health Centres, Rural Medical Dispensaries, Sub Health Centres have been converted into Health and Wellness Centres. There are total of 201 Health and Wellness Centres in the State which include 24 Primary Health Centres, 30 Rural Medical Dispensaries, 4 Urban Health Centres, 1 Urban Health Training Centre, 1 Rural Health Training Centre and 141 Sub Health Centres. All the Health and Wellness Centres are upgraded with IT infrastructure and Tele Consultation Services.

GOA STATE AIDS CONTROL SOCIETY (GSACS):

Goa State AIDS Control Society under National AIDS Control Programme Phase-V aims to reduce annual new HIV infections and AIDS-related mortalities by 80% (2025-26) and also attain dual elimination of vertical transmission and HIV/AIDS related stigma.

The number of persons detected HIV positive have declined from 280 in 2018 to 219 in 2023 whereas HIV testing has increased from 79,900 in 2018 to 1,22,790 in 2023 (till November 2023)

The Anti-Retroviral Therapy (ART) Centre at Goa Medical College, Bambolim provides treatment to people living with HIVs and till November, 2023, a total 7996 patients have been screened for ARV eligibility out of which 5512 patients have enrolled for ARV treatment and 3364 patients are on live register of ART. First lines failure patients are given Second Line ARV Therapy. A total 242 patients are alive on second line ARV Therapy upto November, 2023. Second Line failure patients are given Third Line ARV therapy which has 36 patients availing Third Line Therapy.

Goa State was ranked 6th in the Evaluation conducted by National AIDS Control Organisation (NACO) for the financial year 2023-24 (till September 2023) which is result of concrete efforts of Goa SACS and associated partners.

Goa won third prize at Regional Level Red Ribbon Quiz Competition organized by the National AIDS Control Organisation (NACO), Ministry of Health & Family Welfare, New Delhi at Mumbai.

Blood Safety

In Goa, the availability of safe blood is ensured through a network of 5 blood banks, of which 3 are supported by NACO. Out of total 5 blood banks, 3 are in the Government sector and 2 in private sector. The total collection of blood during the last five years i.e 2018 -2023 (upto October 2023) was 1,39,406 units.

The proportion of voluntary blood collection was 98060 units comprising nearly 70% of the total collection. Efforts have been made to achieve 90% Voluntary Blood Donation and to phase out the replacement blood donation.

Year-wise blood collection from 2019 to 2023 is given in Table No. 16.8

Table No: 16.8
Year wise blood collection

| Year | 2019 | 2020 | 2021 | 2022 | 2023 |
|--|-------|-------|-------|-------|-------|
| Total Units Collection | 22840 | 19507 | 23934 | 26098 | 24032 |
| Voluntary Donation units | 16854 | 11840 | 15263 | 18236 | 17886 |
| % of Voluntary blood Collection | 74% | 60% | 64% | 70% | 74% |
| HIV + Donors | 28 | 18 | 29 | 21 | 20 |
| % of HIV + Donor | 0.12 | 0.09 | 0.12 | 0.08 | 0.08 |

Source: Directorate of Health Services

Infrastructure Project

During the current financial year, projects such as Upgradation and Construction of Primary Health Centre, Candolim and Rural Medical Dispensaries, Rivona under Primary Health Centre Quepem have been approved.

National Quality Assurance Standards (NQAS): Goa has undertaken Quality Certification of health facilities (NQAS) to ensure service delivery, quality care and proper documentation.

GOA COLLEGE OF PHARMACY

The College has been ranked among the **top 100 Pharmacy Institutions** by National Institutional Ranking Framework (NIRF) since 2016. Goa College of Pharmacy has been accredited for 3 years from 2023-2026 by NIRF. Achievements for the year 2022-2023 under Community Development Programme is given in the Table No.16.9

Table No16.9
Achievements under Community Development Programme

| Program | Intake | Pass out |
|------------------------------------|--------|----------|
| D. Pharm | 56 | 39 |
| B. Pharm | 89 | 82 |
| M.Pharm (Pharma Quality Assurance) | 17 | 17 |
| Pharmacology | 9 | 11 |
| Pharmacognosy | 11 | 6 |
| Pharmaceutical Chemistry | 4 | 15 |

Source: Goa College of Pharmacy

Induction of New Courses

Direct Benefit Transfer scheme for M.Pharm students: 18 students received Graduate Pharmacy Aptitude Test (GPAT) Scholarship sponsored by All India Council for Technical Education (AICTE) amounting to ₹12400/- per month. The number of students enrolled for the last 5 years is given in Table No.16.10

Table No. 16.10
Number of students admitted for last 5 years

| 1. B. Pharm | | | | |
|-------------|--------------------|------------|--------|----------------------------|
| Year | Number of students | | | |
| | Admitted | Passed | Placed | Opted for higher Education |
| 2022-23 | 88 | 81 | 26 | 33 |
| 2021-22 | 72 | 72 | 25 | 43 |
| 2020-21 | 72 | 72 | 32 | 40 |
| 2019-20 | 69 | 69 | 39 | 30 |
| 2. M. Pharm | | | | |
| Year | Admitted | Passed Out | Placed | Opted for higher Education |
| 2022-23 | 46 | 32 | 32 | 3 |
| 2021-22 | 37 | 37 | 34 | 3 |
| 2020-21 | 35 | 35 | 34 | 1 |
| 2019-20 | 36 | 36 | 35 | 1 |

Source: Goa College of Pharmacy

GOA MEDICAL COLLEGE

Super Specialty Block, Goa Medical College provides the specialized services under a Centre of Excellence in

areas like Endocrinology, Nephrology, Cardiology, CVTs, Urology, Neurology, Plastic Surgery, Paediatric Surgery etc. OPD Statistics of Broad Specialty and Super specialty blocks for the last 5 years is given in Annexure - 44.

The Central Laboratory (OPD 13) provides round the clock services for emergency investigations.

Nephrology Department conducts OPDs thrice a week and provides various diagnostic and therapeutic services like Haemodialysis, Renal Transplant, Vascular Access, Kidney Biopsy etc.

During the year 2023-24, a total 10374 outdoor patients, 13773 indoor patients and 19630 Dialysis patients were attended.

Organ Transplants

Live Related Renal Transplants – Till December 2023, 21 Live Related Renal Transplants are conducted, out of which 3 are done in last 5 years. Also 7 Deceased Donor Renal Transplant have been carried out

Cochlear Implant surgeries for Deaf Mute children below age of 05 years has started from 25/11/2014 under Assistance to Disabled Persons for Purchase / Fitting of Aids and Appliances (ADIP Scheme), Government of India. Till December 2023 the Department has successfully carried out 13 Cochlear implants.

Subspecialties in ENT have been started recently in Department of ENT. Total 43265 OPD patients were attended and 1372 indoor patients were treated.

Total number of patients attended in OPD and number of students passed out under various courses during the last five years is given in Table No. 16.11

Table No. 16.11
OPD attended and students passed out

| Checkup | Years | | | | |
|-----------------------------------|-------|------|------|------|------|
| | 2019 | 2020 | 2021 | 2022 | 2023 |
| Pre-Anaesthetic OPD | 4334 | 995 | 733 | 3066 | 3514 |
| Students passed out | | | | | |
| MD in Anaesthesiology | 6 | 4 | 4 | 7 | 10 |
| DA in Anaesthesiology | 4 | 1 | 3 | | |
| BSc in Anaesthesiology Technology | 19 | 18 | 16 | 21 | 13 |
| PG in ENT | 4 | 4 | 3 | 4 | 4 |

Source: Goa Medical College

GOA DENTAL COLLEGE

Goa Dental College and Hospital in collaboration with Goa State Commission for Protection of Child Rights and Directorate of Education conducted an intensive sensitization programme for Heads of Schools/ Nodal teachers of Prahari Club against the menace of Electronic Cigarettes and vaping devices infiltrating the lives of students in Educational Institutions in Goa. The Programme was organised in Tiswadi, Salcete & Bardez Talukas sensitizing 394 teachers and leaders of Prahari Clubs. During the last 5 years, 5,82,995 OPD patients and 3,338 Indoor patients were attended at the Goa Dental College. During 2023-24, 40 students passed out with Bachelor of Dental Surgery degree and 14 students passed out with Master of Dental Surgery Course.

57 special drives were conducted for screening of Dental Health, wherein 4211 patients were examined and 715 patients were treated. The awareness of Oral Health and Anti-tobacco was conducted for Vanarmare tribe of Goa benefiting around 62 persons.

Anti - Tobacco film festival was organized in collaboration with Entertainment Society of Goa on 3/05/2023 to create continuous awareness of ill effects of tobacco for

the masses, through the medium of films.

INSTITUTE OF PSYCHIATRY AND HUMAN BEHAVIOUR (IPHB)

IPHB has witnessed 4013 new patients and 3329 Child Guidance Clinic (CGC) cases. In addition to this, IPHB has issued 1295 disability certificates. Whereas 532 Unique Disability ID (UDID) cards have been generated and dispatched.

A total 15 students have successfully completed M.Phil in Psychiatry Social Work and 18 students have completed Post Basic Diploma in Psychiatric / Mental Health Nursing from 2019-20 to 2023-24.

During Mental Health Week, Mental Health awareness programme was conducted in different Panchayats. Around 18 Special Drives / Camps / Lectures / workshops were organised which were attended by faculties and students.

SCHOOL EDUCATION

PM POSHAN (Mid-Day Meal Scheme)

PM POSHAN (Mid-Day Meal Scheme) is a flagship scheme of the Government of India which has been implemented in the State by providing hot cooked food to all Government and Government Aided Lower Primary & Upper Primary Schools, and Alternative Innovative Education (AIE) centres. The scheme is implemented through 97 Women Self Help Groups (SHG's)/ Mahila Mandals which possess a valid license from Directorate of Food & Drugs Administration (DFDA). Also 9 Parent Teacher Associations are supplying Mid-Day Meals to the school children. The beneficiaries under major schemes during 2023-24 (upto December 2023) are given below in the table No.16.12

Table No. 16.12
Beneficiaries under major schemes

| Name of the Scheme | Expenditure (₹ in lakh) | No. of Beneficiaries |
|--|----------------------------|-------------------------|
| PM POSHAN (Mid Day Meal) | 2639.51 | 162557 |
| Vocationalisation of Education at +2 stage | 2980.84 | 5367 |
| Pre-vocational scheme | 19.33 | 694 |
| Development of Sanskrit Education | 82.69 | 6 |
| Scheme for Education for children with Special Needs | 35.15 | 181 |
| Supply of Note Books | 59.77 | 55229 |
| Supply of free raincoats | 60.00 | 12000 |
| Supply of free Stitched uniforms | 69.00 | 12000 |
| Bal Rath | 1753.48 | Bal Rath 422 KTC 86 |

Source: Department of School Education

The State Council of Educational Research & Training (SCERT) along with Rashtriya Madhyamik Shiksha Abhiyan (RMSA) entered into a partnership with Google (India) and its partner Learning Links Foundation for “Transforming” education using Open Web Learning. The programme has been initiated by SCERT with a monetary support from RMSA. 6 learning centres at Porvorim, Ponda, Sanquelim, Verna, Curchorem and Vasco have been established.

Goa Samagra Shiksha

Provision of free Uniforms constitute one of the child-entitlements under the RTE Act, 2009 with an objective of ensuring retention at the elementary stage. Under this component, 2 sets of free uniforms are provided upto class VIII to all Girls and ST/SC Boys. Goa Samagra Shiksha provides free textbooks to all students of Government / Aided/ Primary /Upper Primary Schools in the State.

Details of beneficiaries provided with Free Uniform, Textbooks and Stipend during the last five years is given in Table No.16.13

Table No. 16.13
No. of beneficiaries with Free Uniform, Textbooks, Stipend and expenditure incurred

| Year | Expenditure Incurred | No. of Beneficiaries | | |
|-------------------|----------------------|----------------------|-----------|---------|
| | | Free Uniform | Textbooks | Stipend |
| 2019-20 | 3037.49 | 17974 | 140908 | 814 |
| 2020-21 | 2783.03 | 17679 | 140284 | 669 |
| 2021-22 | 2842.42 | 17314 | 140917 | 623 |
| 2022-23 | 4573.10 | 16720 | 139521 | 674 |
| 2023 to till date | 2567.11 | 20184 | 161587 | 727 |

Source: Department of School Education

Bharat Yatra Scheme

This scheme is for the students of Secondary and Higher Secondary Schools to create awareness about Indian culture through the educational tours to far flung areas in the Northern and Southern India.

During academic year 2023-24, 137 Students and 11 Teachers from 5 schools were permitted to undertake Bharat Yatra Scheme.

Grants to Sanjay Centre for Special Education, Porvorim – Goa

The Sanjay school is an autonomous society 100% funded by the State Government. The Sanjay Centre for Special Education has 06 Schools under its control.

The school imparts training to hearing impaired, mentally retarded, physically handicapped, slow learners and children with specific learning disabilities with view to train them to become independent and self-reliant. Grant-in-Aid amounting to ₹ 1408.00 lakh has been released during the current financial year.

Scheme for Providing Counseling to the Students in the Government & Government Aided Institutions (Secondary/Higher Secondary)

The scheme is implemented through Goa Education Development Corporation (GEDC) and aimed to provide counselling to students studying in Government and Government aided Secondary and Higher Secondary Institutions in the State.

77 counsellors and 17 supervisors are employed on contract basis for the purpose. During the academic year 2023-2024, 291 schools were covered under the scheme across the State of Goa.

Educational Concession to the Children of Service Personnel

Students whose parents are Defense Personnel can avail benefit under this scheme. Presently, the scheme is implemented for the students studying in Colleges, Technical Institutions and Universities. The students have to produce their original fee receipts. Total 40 students have availed the benefit during the year.

Incentive Scholarship Examination for students of Std. IV

The main objective of this examination is to identify the hidden talents among the students. Every year in the month of April, Talent Search Examination is conducted for class IV students studying in rural, urban, slum areas and belonging to landless families in Government & Government aided primary schools in Marathi, Konkani & Urdu medium so as to provide them financial assistance of ₹ 2000 per annum upto class X to pursue education.

284 students were awarded scholarship from various categories during the year 2022-23.

For the year 2023-24, Incentive Scholarship Examination is scheduled on 21/4/2024.

Adolescent Education Programme (AEP)

The Government in collaboration with Goa State AIDS Control Society, Panaji, conducted 13 day "Life Skills Development" Adolescent Education Programme / workshop from 24/07/2023 to 31/08/2023 covering 528 schools of Goa for creating awareness on HIV/ AIDS.

Implementation of New Education Policy (NEP)

The State has already enacted the Compulsory Education Act (1995) & enforced it to ensure that every child is educated. The NEP primarily focuses on foundational pillars of Access, Equity, Quality, and Affordability & Accountability.

The NEP Policy aims to universalize the Pre-primary Education by 2025 and provide foundational Literacy/ Numeracy to all by 2025.

Education Management Information System (EMIS)

Education Management Information System (EMIS) is prepared in booklet form for collecting Statistical Information of all Government aided and unaided schools of Goa.

Other Achievements

Goa State Education Development Corporation (GSEDC) has carried out Repair / Up-gradation / Maintenance/ Renovation of Government Schools incurring an expenditure of ₹ 10766.60 lakh from 2017 to 2023.

Statistical information on schools, students and teachers in Goa i.e Primary, Middle, Secondary and Higher Secondary schools during the year 2023-24 is given in Annexure - 50 and Taluka wise Divyang Students enrolled is given in Annexure - 49 .

HIGHER EDUCATION

In Higher Education Institute, language laboratories play a crucial role in fostering effective language learning and communication skills.

The Government has initiated the project to streamline and integrate all academic activities of affiliated colleges by providing a centralized, electronic platform “**Integrated Academic Information Management System (IAIMS)**” to enable the colleges to work as a single unit.

Cyber Suraksha Scheme

Focuses on helping students fill in skill gaps by offering short term technical programmes of varying duration. One of the first certificate course being offered is the “Cyber Suraksha” programme to students who are interested in pursuing career in cyber security.

The course is set to commence from January, 2024, with 2000 students registered from various colleges across Goa. Government also supports the students for higher education through interest free Education Loan and Bursary scheme.

The details of beneficiaries who have availed the benefit under Interest Free Education Loan Scheme and Sant Sohirobanath Ambiye Dnyanvrudhhi Shishyavrutti Bursary scheme are given in the Table No. 16.14.

Table No.16.14
No. of Beneficiaries under scheme for 5 years.
(₹ in lakh)

| Interest Free Education Loan Scheme | | | | Sant Sohirobanath Ambiye Dnyanvrudhhi Shishyavrutti (Busary Scheme) | |
|-------------------------------------|-----------|------------------------|------------------|---|--------------------|
| Year | Cate-gory | No. of Benef iciari es | Amount Disbursed | No. of Benefic iaries | Amount Disburs- ed |
| 2018 - 2019 | Fresh | 675 | 802.73 | 321 | 40.66 |
| | Renew al | 1000 | 1008.88 | | |
| 2019 - 2020 | Fresh | 661 | 824.82 | 633 | 56.32 |
| | Renew al | 1165 | 1247.51 | | |
| 2020 - 2021 | Fresh | 476 | 484.40 | 458 | 43.51 |
| | Renew al | 1203 | 1313.69 | | |
| 2021 - 2022 | Fresh | 314 | 390.95 | 528 | 74.69 |
| | Renew al | 1045 | 807.16 | | |
| 2022 - 2023 | Fresh | 726 | 856.77 | In process | |
| | Renew al | 760 | 639.36 | | |

Source: Directorate of Higher Education

Directorate of Higher Education has signed seven Memorandum of Understanding (MoUs) with various industries namely IBM India, Tata Consultancy Services (TCS), Newton School, Mugafi (Unlu), Entri, Nav Gurukul, Yashaswi Skill Nav Gurukul, Yashaswi Skill Limited, and 3 MoUs have been signed with academic institutes such as Indian Institute of Science, Tata Institute of Social Sciences & Institute of Company Secretaries of India . 133 students were offered jobs by several industries including TCS.

Government has signed a MOU with TCS for implementing the Youth Employment Program (YEP) of the TCS for college students under their CSR initiatives. It aimed to strengthen the skills of college students, so that they are well-equipped to carry out the roles and responsibilities in their career. 1218 students have benefited under this initiative.

Faculty Development Programme was conducted from 24th to 28th April, 2023 wherein 54 participants from Computer Science background participated.

Number of students enrolled during the current academic year i.e. 2023-24 in various institutions is given in the Table No.16.15

Table No.16.15
Number of students enrolled in various Institutions

| Name of Institutions | Enrollment | |
|--------------------------|--------------|--------------|
| | Male | Female |
| Universities | 5319 | 4277 |
| Academic Colleges | 12276 | 19535 |
| Professional Colleges | 9463 | 4541 |
| Stand alone Institutions | 7973 | 1302 |
| Total | 35031 | 29655 |

Source: Directorate of Higher Education

Goa State Higher Education Council and Institute of Company Secretaries of India (ICSI) have conducted a Teacher Conference on the theme "Empowering Educators", for the faculty of Higher Education Institutions and Higher Secondary Schools having Commerce subject. The event was held on 10th October 2023 at Multipurpose Hall, Art and Culture, Patto Panjim.

TECHNICAL EDUCATION

The Directorate of Technical Education has signed MoU with EduSkill Foundation with an objective to cover Students of Technical Institutions under AICTE – EduSkill Internship (online) programme.

Coding and Robotics Education in Schools Scheme (CARES)

Under CARES, school students across the State are imparted coding skills, thereby enhancing their computational thinking abilities, creativity and innovativeness.

Teachers have been trained to impart these skills, across schools in the State. The scheme was launched during the

academic year 2021-22 in all Government and Government aided schools for Class VI, VII and VIII reaching out to 65,000+ students in around 440 schools in Goa.

Diamond Jubilee Government Investment for Technical Education Scheme

Under the Scheme, Government bears substantial component of the fees payable by Students enrolled in Technical Degree and Diploma Courses in 15 AICTE approved Institutions in the State of Goa, there by alleviating the financial burdens on the students and parents.

Around 3194 students have availed the benefits of the scheme during 2023-24, till December, 2023.

GOVERNMENT POLYTECHNIC

Community Development Polytechnics conducts various training programmes, for school drop outs, unemployed youth & women for the varying from three to six months duration under manpower development.

All together 452 students have been enrolled for the year 2023-24 at Government Polytechnic Verna, Curchorem, Government Polytechnic Mayem-Bicholim and Government Polytechnic Vasco.

ART & CULTURE

The Directorate of Art and Culture deals with the preservation, promotion, development of cultural traditions and reading culture of the State through its network of institutions, libraries, programmes/activities etc. The activities/programmes are organized for the welfare of the artists and development of art organizations by way of providing financial support. It also establishes proper infrastructure facilities for the artists and general public in the fields of Art and Culture.

End to End Digitization of Kala Samman Scheme

The development process of End to End Digitization of Kala Samman scheme is under process. As per the scope of work, the first part i.e. sanctioning of the amount to the new beneficiaries has been completed and the second phase which includes arrears calculations, maintenance of ledgers, disbursement of amount etc. to all the beneficiaries is under completion stage. The services will be made available online for general public from the financial year 2024-25.

Scheme for Financial Assistance for Veteran Artists

The Ministry of Culture, Government of India implements the 'Scheme for Financial Assistance for Veteran Artists' where artists who have contributed significantly in the field of Art, but due to old age have to lead a miserable life or are in penury condition are provided monthly financial assistance up to ₹ 6000/- provided the artist is getting pension of at least ₹ 500/- per month from the State Government.

The achievements under various schemes under Art & Culture as on January 2024 is given in Table No. 16.16

Table No. 16.16
No. of Beneficiaries under various schemes

| Name of the scheme | No. of Beneficiaries (as on January 2024) | Expd (₹ in lakh) |
|---|---|------------------|
| Scheme to provide Grant-in Aid to Cultural Organisation | 11 | 4.36 |
| Kala Sanman Scheme | 2442 | 412.44 |
| Special Financial Grants for Organizing Cultural Events | 244 | 448.05 |

Source: Directorate of Art & Culture

Special Drives /Camps / Programmes

- The "Sarangi" workshop was organized at Sanskruti Bhavan, Patto, Panaji Goa. Ustaad Sarvar Hussain from Kolkata was the resource person for the workshop.
- Under the Aatmanirbhar Bharat Swayampurna Goa, the following workshops were organized such as (a) Dhalo and marriage (Oviyo) workshop at Village Panchayat, Mulgao, Bicholim – Goa. (b) Rangoli workshop at New English High School, Querim, Pernem – Goa. (c) Ghumat Aarti Vadan workshop at Rushivan Sports and Cultural Club at Rivona, Sanguem -Goa, Kulneshwar Temple, Bicholim and Village Panchayat Vironda, Pernem – Goa. (d) Flower making workshop at V.P. Collem – Shigao, Dharbandora – Goa. (e) Aari workshop at Village Panchayat Virnoda, Pernem – Goa. (f) Sea Shell Craft workshop Goa at Village Panchayat Socorro, Bardez – Goa.
- In joint collaboration with the West Zone Cultural Centre, Udaipur Directorate of Art and Culture organised Chitrangan – a Contemporary Print Makers Camp, Balotsav and Ganeshotsav Yatra.
- A workshop on Digitization of Public Libraries in the State of Goa was held at the Multipurpose Hall, Krishnadas Shama Goa State Central Library where the importance and aim of Library Automation was explained in theory and practically with the usage of Libraries Software for KOHA part – 1 Module, Libsys Software and KOHA part – 2.
- A library awareness campaign team visited around 20 schools across Goa to create awareness and promote reading culture among the students.

Fairs and Festivals

In September 2023, during the Ganesh Chaturthi Festival various competitions were organized like All Goa Matoli competition for individuals/ household category, All Goa Dekhava competition for institutions and the Ganeshotsav Yatra at different Sarvajanik Ganeshotsav Mandals across the State.

In November 2023, **Tripurari Poornima Festival** was celebrated with a boat competition at Vithalapur, Sanquelim – Goa.

In December 2023, the State level Crib competition in household/individual and institution/group category was organized.

In January 2024, the Lokotsav (Folk festival) i.e. a national level annual feature of Art and Craft was jointly organized by the Directorate of Art and Culture, Government of Goa and West Zone Cultural Centre, Udaipur.

The Government of Goa through the Directorate of Art and Culture organizes D. D. Kosambi Festival of Ideas in the memory of noted Historian and Mathematician, son of the soil Shri. Damodar Dharmanand Kosambi.

Success Stories

Department of Art & Culture organized Digital National Tribal Dance Festival and Tribal Goan Dance Festival under the Centrally Sponsored Scheme, **Support to Tribal Research Institute**. The Central Government released an amount of ₹ 25.00 lakh for the said programme.

GOA COLLEGE OF ART

The Government has signed MoU with different Departments / Institutions / Organizations /other bodies with the purpose/objective of creating an

environment of sharing information for the purpose of bringing uniformity in the field of Fine Arts & Applied Arts and to create a linkage with the industry.

Students of this Institution have participated in various competitions taken up and executed projects in the field including the design and execution of a 12 feet outdoor sculpture installation for Goa University and a larger than life size bust of Mahatma Gandhi and four relief panels for the Durbar Hall at Raj Bhavan.

Students of Master of Fine Arts (M.F.A) executed a 84 feet x 12 feet Mural at Badrinath for the occasion of opening of Badrinath Dham.

WOMEN AND CHILD DEVELOPMENT

The Government is committed for welfare and empowerment of women and care & protection of children by implementation of various Acts and schemes. The Department also monitors the atrocities/crime against women and child abuse.

Poshan Abhiyan: This flagship programme is aimed to improve nutritional outcome of children, adolescent girls, pregnant women and lactating mothers. A total 92511 community based events have been conducted during the year 2023-24 till November 2023. Mother Child Committees have been formed to track and monitor Severe Acute Malnutrition (SAM)/ Moderate Acute Malnutrition (MAM) children at AWC level. 86 kitchen gardens have been setup at Anganwadi centres.

Griha Aadhaar Scheme: Griha Aadhaar Scheme has been launched by the Government to address the problem of spiraling prices and to provide financial support to the housewives/homemakers from middle,

lower middle and poor section of the society. The financial assistance of ₹ 1500/- per month is provided to the beneficiary.

Mamta Scheme: One-time financial incentive of ₹ 10,000/- is given to a mother who delivers a girl child (maximum 02 deliveries) in a registered medical institution.

Anganwadi Services Scheme: Under the scheme, 1262 Anganwadi Centres have been set up across the State reaching out to every nook and corner and providing services of Immunization, Health Check-up, Referral Services, Supplementary Nutrition, Nutrition and Health Education and Non-formal pre-school Education.

Supplementary Nutrition Programme (SNP): The scheme aims at supplementing the nutritional intake of children (6 months – 6 years of age), pregnant women and nursing mothers.

The beneficiaries under various beneficiary oriented schemes is given in the Annexure 51.

Special Drives

- Poshan Pakhwada is conducted in all Anganwadi Centres in the month of March, Poshan Maah was celebrated in the month of September, 2023 where in 18563 awareness activities were carried out at Anganwadi Centres by focusing on identification and tracking of children with Severe Acute Malnutrition (SAM) and plantation drive for promotion of kitchen garden.
- Training on Understanding Gender and Gender Laws in India by UN Women was conducted between 16th to 18th August, 2023. Training was conducted for 12 Government Departments to help individuals to

understand the role played by gender in acquiring knowledge and skills necessary for gender equality in their daily lives and work.

- Till December, 2023 total 34 Aadhaar camps were conducted.

SOCIAL WELFARE

The Directorate of Social Welfare provides welfare programmes and services to the persons with disabilities, social security for the aged and destitute through the network of residential care homes and non-institutional services. Besides this, the Department also provides avenues of self-employment to persons with disabilities and creates awareness among general public regarding the welfare measures.

Mukhyamantri Dev Darshan Yatra

The Government endeavored to assist particularly Senior Citizens to undergo spiritual experience. Under the scheme, 11979 individuals have undertaken pilgrimage to Shirdi, Vailankanni and Tirupati during the year 2022-23.

Senior Citizen Identity Cards

3953 Senior Citizen Identity Cards were generated and issued to the beneficiaries for availing the benefits under Government Schemes.

Unique Disability ID (UDID) Cards

UDID card will be the single document of Identification, verification of the Divyang for availing benefits & schemes provided by the Government . 9138 UDID cards are issued to Persons with Disability during the year 2023-24 till December 2023.

The Performance / achievements of various welfare schemes under Directorate of Social Welfare Department during the financial year 2023-24 (upto December 2023) is given in Annexure – 52.

Awards

- The Goa State Commissioner for Persons with Disabilities Shri. Guruprasad Pawaskar and the Secretary of the Goa State Commission for Persons with Disabilities Shri. Taha Haaziq have won the National Award for the Empowerment of Persons with Disabilities for the year 2023 under the “Divyangjano ke Aadhar Abhiniyan 2016” and under the Sarvashreshtha Divyangjan Category respectively.
- “Dr. Ambedkar Samajik Puraskar” was conferred to 04 awardees on the occasion of Birth Anniversary of Bharat Ratna Dr. Babasaheb Ambedkar on 14th April, 2023.
- 18 eminent Senior Citizens aged 70 years & above were felicitated on the occasion of “International Day for Senior Citizen” on 1st October, 2023 for their valuable contribution to the society and selected awardees were given a Certificate of Appreciation.
- On 19th December, 2023 on the occasion of “Goa Liberation Day”, 13 Best Social Workers, 3 Best Persons with Disabilities (employees), 1 Best Employer for Person with disabilities and 1 Best NGO working for Persons with disabilities in each category were felicitated at the hands of Hon’ble Chief Minister of Goa.

The Department has introduced various schemes on CM Scholarship Portal to ease the process of scholarship disbursement to students belonging to Persons with Disabilities, SC and OBC. The Department in collaboration with NIC has launched 13 educational schemes on the CM portal. (<https://cmscholarship.goa.gov.in>)

Divyang students from Goa represented India in various sports at the 2023

Special Olympics World Summer Games – Berlin. A total 19 medals were clinched i.e. 09 Gold, 05 Silver & 05 Bronze.

Purple fest

The International Purple Fest Goa 2024 was held from 8th to 13th January, 2024 wherein Assistance to Disabled Persons for Purchase / Fitting of Aids and Appliances (ADIP) camp was organised in collaboration with Artificial Limbs Manufacturing Corporation of India (ALIMCO).

During this camp, 520 Persons with Disabilities (PwD) were assessed and aids and appliances were provided. Also, 67 Senior Citizens were assessed and aids and appliances were distributed to 29 Senior citizens whereas remaining distribution will be done through Pradhan Mantri Divyasha Kendra (PMDK) which was inaugurated on 10/01/2024 at Goa Medical College, Bambolim.



Creation of New Department for Empowerment of Persons with Disabilities

In order to implement Rights for Persons with Disabilities Act, 2016 and the magnitude of work involved for its effective implementation, Cabinet approval is granted to create separate Department for Empowerment and

Inclusion of PwD which will cater to all 21 notified Disabilities as per Rights of Persons with Disabilities Act, 2016.

TRIBAL WELFARE

The Government is committed for the overall development of the Tribal community through implementation of various schemes.

The Government has initiated CM Scholarship Portal to process the applications for the schemes such as Pre-Matric Scholarship (Std. Vth to Xth) State Merit Based Award, Gagan Bharari Shiksha Yojana and Home Nursing Courses. The Post-Matric Scholarships and Pre-Matric Scholarships (Std. IXth & Xth) at central level, can be availed through National Scholarship Portal.

Pre-Matric Scholarship (Std. Vth to Xth)

The objective of the scheme is to provide financial assistance to the families of students who are otherwise unable to send them to schools due to poverty and also to improve the educational status and reduce the drop-outs rates among Scheduled Tribes' students through Scholarship.

Gagan Bharari Shiksha Yojana

The objective of the scheme is to provide additional maintenance allowance of ₹7,500/- for 10 months for day scholar and ₹15,000/- for those students staying in hostel during the academic year (for ten months).

Additional disability allowance of ₹ 750/- per month during the academic year (for a period of ten months) is given to PwD students.

Merit Based Award

The main purpose of the scheme is to motivate ST students by giving merit based award, based on benchmark of

the performance and to provide financial incentives to high performing students belonging to Scheduled Tribes who have qualified for SSCE & HSSCE Board Examinations of Goa Board.

Matrutva Yojana

Under Matrutva Yojana, the Government provides opportunity for couples belonging to ST population to avail treatment to conceive child using In vitro Fertilization (IVF) and Intrauterine insemination (IUI) techniques. The Government covers treatment cost upto ₹ 5.00 lakh per couple for one child only. Several couples belonging to ST population who have faced fertility related issues to conceive a child, and could not afford the costly treatment have benefitted through this scheme.

Pre-Matric Scholarships to ST Students (Classes IXth to Xth)

The objective of the scheme is to provide financial assistance to support parents of ST children for education of their wards studying in classes IX and X so that the incidence of drop out especially in the transition from the elementary to the secondary stage is minimized and to improve participation of ST children in classes IX and X of the Pre-Matric stage, so that they perform better and have a better chance of progressing to the Post Matric stage of education.

Post Matric Scholarships to the Scheduled Tribes (ST) Students

The objective of the scheme is to provide financial assistance to ST students studying at post matriculation or post-secondary stage to enable them to complete their education. Their entire tuition fees are reimbursed. Students will be paid non-refundable fee charged by recognized institutions such as enrolment/registration, tuition, games, union, library, magazine, medical

examination and such other fees compulsorily payable by the student to the institution.

Vidya Laxmi

The objective of the scheme is to promote education among girl children belonging to the ST Communities and assist the weaker section of the society. The girl child who passes Std. Xth examination and appears in the Std. XIth, in any stream (Science, Arts, Commerce, Vocational, ITI, etc.) is eligible to avail the benefits of the scheme. An amount of ₹ 25,000/- is provided by way of fixed deposit in the name of the girl child and the Officer nominated by the Government. This amount is released to the beneficiary after passing out Std. XIIth Board examination.

Home Nursing Course

The objective of the scheme is to provide financial assistance to the poor and meritorious students belonging to ST community in order to enable them to pursue Home Nursing Course.

Grant in Aid to Voluntary Organisation (Hostel)

The objective of the scheme is to provide grant-in-aid to the voluntary social organizations to run hostels for ST students to enable them to pursue their studies who due to poverty otherwise are unable to attend the school.

Sahayata

The objective of the scheme is to provide financial assistance for the purpose of organizing activities such as seminars, workshops, competitions, tribal sports, traditional culture, medical camps, awareness camps etc. for ST community in the State.

Antya Sanskar Sahay Yojana

Schedule Tribe families whose family income limit is ₹ 3.00 lakh per annum

can avail the benefits under the scheme. Financial assistance of ₹ 20,000/- is sanctioned to the person related to deceased person to perform funeral and religious ceremonies related to last rites to the deceased person.

The claim may be made within 12 months from the occurrence of death in the family by next of kin of the deceased.

Atal Asra Yojana

The objective of the scheme "Atal Asra Yojana" is to provide financial assistance for construction/reconstruction and repairs of existing house of ST communities. Financial assistance for construction of new house and reconstruction of existing house is upto ₹ 3.00 lakh and for repairs of existing house is upto ₹ 1.50 lakh.

To Support Children of Widow / Orphan Child

This is a special scheme implemented by the Government to support orphan child in the State. The Government provides fixed maintenance allowance of ₹ 2500/- per month per child of a widow and ₹ 3000/- per month per orphan child for meeting expenses on food and clothing till the age of 18 years.

Prashikshan Yatra

Financial assistance up to ₹ 2,00,000/- is provided to the Educational Institutes functioning in Tribal Dominated Areas to conduct Study Tours/Excursions across the country to cover places of Historic, Cultural and Educational importance during school vacations.

Adivasi Vikas Yojana

The scheme aims to provide financial support to Village Panchayats/ Zilla Panchayats and Municipalities where there is substantial tribal population to create new infrastructure projects and

upgrade the existing ones as also carry out one time maintenance for the benefit of the village communities.

Financial Assistance to Pre-Primary Schools in Remote Areas

The scheme aims to provide financial assistance to set up pre-primary schools in the remote tribal areas which lack the facilities of the pre-primary education for tribal population.

Financial assistance in the form of rent amount payable for the premises, fixed remuneration to one Teacher, one helper, teaching aids/equipments, toys, mid-day meal are provided under the scheme.

Munkarache Ghar

Financial assistance is provided to the needy Mundkars of ST category to enable them to exercise their right to purchase dwelling house at the price determined by the Mamlatdar under the provisions of the Goa, Daman and Diu Mundkar Act. The maximum financial assistance under the scheme for purchase of dwelling house is ₹ 30,000/-.

Udhyog Adhar Yojana

The scheme provides financial assistance to individual ST person either to participate in the exhibition / fair etc. organized in the State of Goa or outside Goa, provide financial assistance to NGOs to organize an exhibition / fair etc. for the benefit of ST people in respect of exhibition cum sale of traditional products of the tribal people.

Short Term Professional Training Courses in the State of Goa

The objectives of the scheme is to train youth belongs to ST community to start their own business and provide financial assistance to acquire skills by joining the various training courses for the purpose of self-employment or for their livelihood.

Financial assistance will be given to complete professional short term training course with maximum limit of ₹ 5000/- .

The achievements under various welfare schemes under Tribal Welfare are given in Annexure 46 and 47.

Projects undertaken under Article 275(1)

Construction of road from Avali bus stop to Ponsal, Ponsal to Bajiwada, Bajiwada to Sabliwada and Sabliwada to Baddem in Village Panchayat Cotigao in Canacona Constituency: The Project was approved in the year 2022-2023 for an amount of ₹ 710.15 lakh. The Ministry of Tribal Affairs, New Delhi released an amount of ₹ 350.00 lakh for the purpose and administrative approval has already been accorded.

Construction of open type Bandhara at Apeykond in V.P. Gaondongiri in Canacona Taluka: The project was approved in the year 2022-2023 for an amount of ₹ 610.02 lakh and the Ministry of Tribal Affairs, New Delhi released an amount of ₹ 400.00 lakh. The proposal is submitted to Government for according Administrative Approval.

List of the Projects undertaken during financial year 2023-24 through ST Development Schemes of Tribal Welfare Department is annexed at Annexure – 48.

MOU signed with Disha Foundation

The Directorate of Tribal Welfare and Tribal Research Institute (TRI) has signed MoU with Disha Foundation in order to envisage the undertaking of various research based projects by involving experts from various fields considering the association of Disha Foundation with The Ministry of Tribal Affairs, New Delhi and NITI Aayog.

Disha Foundation will provide handholding support TRI Goa for the construction and setting up of museum which includes Content & Curation of Tribal Museum of Freedom Fighters, need-based research and documentation.

Banastarim Market Complex

The Banastarim market complex is constructed with the best of infrastructure for the benefits of vendors. The market complex is spread across an area of 5000 sq. mtrs with a build-up area of 2833.00 sq. mtrs. The market complex has a total of 60 shops, separate space for sale of vegetables, fish and meat.

Also, a community hall with a total capacity of 450 people has been completed with total cost of ₹ 1780.00 lakh during the current financial year.

Goa State Scheduled Tribes Finance and Development Corporation Ltd.

Ashraya Adhar Scheme:

Under the scheme, loan up to ₹ 5,00,000/- at the rate of 2% interest per annum with repayment of up to 10 years is provided for repair/renovation/reconstruction of existing house belonging to ST community.

1329 beneficiaries have been released 1st installment of loan amounting ₹ 4663.98 lakh and 854 beneficiaries have been released 2nd installment of loan amounting ₹ 931.93 lakh during the last 5 years upto December 2023.

Short Term Loan Scheme

Under this scheme, loan up to ₹ 1.00 lakh is provided at the rate of 2% interest per annum with the repayment period of 20 months for education and 10 months for business and medical

purposes including moratorium period of 3 months to any person belonging to ST community State to meet the immediate expenses towards education, medical and business purposes.

145 beneficiaries have been released loan amounting ₹117.84 lakh from 2018-19 to 31st December, 2023.

Self-Employment Scheme

Loan up to ₹ 10.00 lakh is provided to the unemployed person belonging to ST Community and also loan upto ₹ 15 lakh to the Association/Society /Partnership/Self Help Groups (SHG)/Companies formed exclusively by the members of ST Community at the rate of 4% interest per annum with a repayment period of 5 to 10 years for setting up of viable income generating ventures in Industrial, Agriculture and Service sector.

Under Self Employment Scheme, 69 beneficiaries have been released loan amounting to ₹ 498.16 lakh for last five years upto December 2023.

Goa Tribal's Employment Generation Programme Scheme (GTEGP):

Under the scheme, loans up to ₹ 25 lakh for MSME, ₹ 15 lakh for service enterprises and ₹ 15 lakh for trading activities with 40% subsidy on the total loan amount i.e. 95% of the project cost @ 2% interest per annum with a repayment period up to 10 years including moratorium period of 3 to 6 months is provided to any ST unemployed person who has studied from 4th Std and above (relaxable in deserving cases), and aged between 18 to 45 years.

Under the GTEGP scheme, 60 beneficiaries have been released loans amounting ₹ 334.80 lakh and subsidy amounting ₹ 220.07 lakh from 2020-21

till December 2023. The details are given below in Table No. 16.17.

Table No. 16.17
No. of Beneficiaries under GTEGP Scheme
(₹ in lakh)

| Year | Beneficiaries | Loan | Subsidy |
|-----------------------|---------------|---------------|---------------|
| 2020-21 | 6 | 28.99 | 19.28 |
| 2021-22 | 13 | 81.65 | 54.43 |
| 2022-23 | 19 | 113.15 | 72.09 |
| 2023-24 upto Dec.2023 | 22 | 111.08 | 74.26 |
| TOTAL | 60 | 334.80 | 220.07 |

Source: Directorate of Tribal Welfare

SPORTS AND YOUTH AFFAIRS

Physical Education, Games, Sports and Youth activities play a vital role in the overall personality development of an individual. Keeping this in view, the Government has provided the youth such opportunities that will contribute in developing their talent through the systematic and successful implementation of the various sports and youth related activities and schemes.

National Games

The Government successfully organised the 37th National Games, during October to November, 2023. The Goa Contingent bagged 92 medals in 43 sports disciplines at the Nationals Games (i.e. Gold - 27, Silver - 27 and Bronze - 38).

Expenditure amounting to ₹ 28099.24 lakh was incurred towards 80 projects pertaining to 37th National Games, 2023.



The Official flag of the National Games was handed over to Uttarakhand which will hold the 38th National Games in 2024.

National Service Scheme (NSS)

NSS is a 100% Central Sector Scheme. An amount of ₹ 51.19 lakh was allotted to the State and the total expenditure incurred was ₹ 10.78 lakh benefiting 30900 beneficiaries during the current financial year. Under this scheme, activities such as International Day of Yoga, World Environment Day, Meri Mati Mera Desh, Swachata Pakwada, World Health Day, Workshop on Etiquettes, Rashtriya Ekta Diwas, Azadika Amrut Mahotsav, Chandrayan 3, Tree Plantation-Vanamahostav, Fit India Swachhata, Freedom Run 4.0, National Games 2023, NSS Foundation Day etc were organised.

Total 118 NSS Volunteers participated in the West Zone Pre Republic Day Camp, Republic Day Camp, National Integration Camp, Adventure Camp and Youth Convention.

Other Achievements

The Government has developed and inaugurated the Government School Playground at St. Cruz.

The Department deputed State teams for the National participation to participate in the 66th National School Games in the age groups of U/19 years boys and girls, comprising of 11 disciplines and won 8 medals (1 Silver and 7 Bronze medals).

32 players participated along with 4 officials in All India Civil Services Tournament.

16 players participated in Goa State Yogasana team at National Yoga Olympiad 2023-24 held at New Delhi.

The team won Silver Medal in U/14 girls category.

The Department organized Diet Coaching Camp in 45 disciplines in which a total number of 270 students had participated in 09 disciplines i.e. Football, Volleyball, Badminton, Table Tennis, Hockey & Carom.

State/ Taluka level sports

The Government recognised school students participated in Interschool Tournaments in three age groups (U/14 yrs, U/17 yrs and U/19 yrs) for both boys and girls in approximately 35 sports disciplines at the Taluka, District and State Level.

COLLECTORATE NORTH

Goa was the first State to have 100% computerized land records which is available on Dharani app. Also DHARANI-II version has been developed and implemented by NIC, Goa. This will help public to have access to land records from home and also stop fraud and mal-practices as public can check records of any property in Goa.

Goa Disaster Management (GDM)

A total 87 natural calamity claims were sanctioned amounting to ₹ 40.98 lakh as compensation to victims of North Goa District during the financial year 2023-24 (till December, 2023) under Goa Disaster Management.

The Collector/ Chairman of DDMA, North has approved 07 claims and disbursed a total amount of ₹ 3.50 lakh to the next of kin of the deceased due to Covid-19 compensation during the financial year 2023-24 (till December, 2023). Progress and achievements under Tenancy Act is given in the Table No.16.18

Table No. 16.18
Number of cases received and disposed

| Year | Received Cases | Disposed cases |
|------|----------------|----------------|
| 2019 | 70 | 43 |
| 2020 | 48 | 18 |
| 2021 | 72 | 132 |
| 2022 | 98 | 159 |
| 2023 | 85 | 212 |

Source: Collectorate North

Aapda Mitra

42 Aapda Mitra, and 05 Aapda Sakhi have been trained by Directorate of Fire & Emergency Services to assist during the disaster related incidents like, floods, drowning, cyclone, earthquake, landslide, heat wave, fire, Tsunami etc.

COLLECTORATE SOUTH

Goa Disaster Management (GDM)

The South Goa District Disaster Management Authority aims to facilitate execution of activities for prevention, preparedness, response operations, coordination, rehabilitation for natural & man-made disasters and community awareness and involvement in disaster management.

18 Covid-19 claims have been processed for the year 2023-24 amounting to ₹ 7.5 lakh and 97 Natural Calamity Claims have been processed for the year 2023-24 amounting to ₹ 39.09 lakh upto December 2023.

Janata Darbar

Janata Darbar was held for different talukas wherein 104 grievances were addressed. The details of Tenancy cases for 5 years is given in Table No. 16.19

Table No. 16.19
Tenancy cases

| Year | Received | Disposed |
|--------------------------|----------|----------|
| 2019-20 | 426 | 516 |
| 2020-21 | 217 | 183 |
| 2021-22 | 361 | 246 |
| 2022-23 | 445 | 513 |
| 2023-24 (till Nov'23) | 228 | 334 |

Source: Collectorate South

CIVIL SUPPLIES

The Department of Civil Supplies and Consumer affairs is performing a very important role especially for people belonging to weaker section. The Department has successfully provided free food grains under Pradhan Mantri Garib Kalyan Anna Yojana Scheme (PMGKAYS) under National Food Security Act (NFSA).

Total expenditure of ₹ 130.00 lakh has been incurred towards providing financial assistance to 7,257 beneficiaries under Antyodaya Anna Yojana Ration Cards (AAY RC) from July to December, 2023.

Chief Minister Financial Assistance for refilling of LPG Cylinder Scheme, 2023

An amount of ₹ 275/- per month, towards assistance for purchase of LPG cylinder is being paid directly in the bank account of the beneficiaries.

Assistance to State agencies for FPS dealers' margin, additional margins and transport

The scheme provides subsidy for meeting shortfall in procurement of food grains, transportation and handling charges under National Food Security Act (NFSA). An expenditure amounting to ₹ 392.00 lakh has been incurred covering 4,85,345 beneficiaries during the year 2023-24 upto December 2023.

Special Drives/Camps/Programmes

- De-duplication is an ongoing process. As of now out of 1856 de-duplicate records, Goa has conducted survey of all 1856 records and 1233 have been recommended for cancellation/ blocked and remaining 623 have been retained.
- Aadhaar Enrolment camps were held in Tiswadi and Bardez. Altogether 7 New Enrolments and 165 Updations of Aadhaar were done in both the camps.

Digitization of Fair Price Shops (FPS) in the State

The Department has installed 450 Enable Point of Sale (e-POS) devices to FPS in the State for the distribution of food grains to the beneficiaries on Rental basis through Linkwell Telesystem Pvt. Ltd., @ ₹1089 + GST 18% total ₹ 1285.02 per unit per month. Fortified rice is supplied to all the beneficiaries under Public Distribution system w.e.f March, 2023.

REGISTRATION DEPARTMENT

Infotech Corporation of Goa has undertaken Digitalization of Notarial records at various sub offices of Registration Department to access digital records from "any where any time", under "Central Scheme of Special Assistance" of Department of Information Technology, Communication and Electronics (DITE &C)

FOOD AND DRUG ADMINISTRATION

The Department of Food and Drugs Administration is responsible for protecting and promoting public health through the control and supervision of food safety.

Achievements

- Panaji City was among the top 11 cities of India to compete globally for the "Smart City Challenge" organised by the Milan Urban Food Policy Pact (MUFPP).
- North Goa District secured the First Place for the "Eat Right District Challenge" of the Food Safety and Standards Authority of India (FSSAI).
- Goa State ranked first in the Small States Category in the State Food Safety Index of the FSSAI for the last 5 consecutive years.
- Special Drives/camps programmes were conducted on various topics such as World Food Safety Day, Walkathon North & South Goa and Awareness and demonstration on millets.

The details of laboratories testing performed of Drugs and Food samples for the last five years is shown in Table No. 16.20.

Table No.16.20
Details of laboratories testing analysed

| Year | Food sample Analysed | | Drugs sample Analysed | |
|---------------------|----------------------|-------------|-----------------------|-------------------|
| | Target | Achievement | Target | Achievement |
| 2019-20 | 1000 | 981 | 1200 | 585 |
| 2020-21 | 1000 | 815 | 1200 | 368 |
| 2021-22 | 1200 | 575 | 1200 | 774 |
| 2022-23 | 1400 | 1880 | 1400 | 1413 |
| 2023-24 (till date) | 2000 | 3225 | 1400 | 857 (till Oct'23) |

Source: Directorate of Food & Drugs Administration

The number of inspections carried out by Food Enforcement Cell for the last five years is given in Table No. 16.21

Table No. 16.21
Details of Inspections done

| Year | Food Inspection | Drugs Inspection |
|---------------------|-----------------|------------------|
| 2019-20 | 3104 | 533 |
| 2020-21 | 2633 | 481 |
| 2021-22 | 2349 | 677 |
| 2022-23 | 4604 | 817 |
| 2023-24 (till date) | 3429 | 427 |

Source: Directorate of Food & Drugs Administration

The number of Registration and Issuance of licenses to food business Operators for the last five years is given in Table No. 16.22

Table No.16.22
FD registration and Licenses issued

| Year | Registration | Licenses |
|---------------------|--------------|----------|
| 2019-20 | 5050 | 742 |
| 2020-21 | 4130 | 630 |
| 2021-22 | 4393 | 634 |
| 2022-23 | 5955 | 1205 |
| 2023-24 (till date) | 6592 | 1492 |

Source: Directorate of Food & Drugs Administration

SKILL DEVELOPMENT

The Government is giving more emphasis on Skilling, Re-skilling & Up-skilling of Goans through its various initiatives, programmes and policies.

The Department of Skill Development and Entrepreneurship plays a pivot role in making State as a skill hub through its network of 10 Industrial Training Institutes (ITI's) with impact capacity of more than 3,000 wherein number of skilled youth pass out every year and contributes in development of the State.

The ITI's have introduced new age courses in last 5 years such as solar technician, mechanic consumer electronic appliances, fashion designing, food production, multimedia animation, cosmetology, smart phone technician

cum app tester, multipurpose health worker, food & beverage service assistant, digital photography, etc.

Due to continuous efforts of the Government, Farmagudi Government ITI and Bicholim Government ITI have been selected as International Skill Centres among 50 other ITIs in the Country. Also, 10 Government ITIs were registered as Training Provider under Pradhan Mantri Kaushal Vikas Yojana (PMKVY).

This year Government has taken number of new initiatives to enhance skilled manpower of the State. The Department has made collaboration with various Corporate houses, academic institutes, industries to enhance skill infrastructure and introduction of new courses in the curriculum.

Chief Minister Apprenticeship Scheme

The Government initiated Chief Minister Apprenticeship Scheme wherein Goan youth were provided an opportunity to gain hands on training and experience in all Government & Private establishments. Under this scheme, earlier opportunities were catered to only Students with Technical background such as Polytechnic, ITI etc.

The Government went one step ahead and introduced Chief Minister Apprenticeship Policy through which opportunities are now provided to students with non-technical background to gain hands on training and work experience at Government and private establishments. Goa is the 1st State to provide this unique platform for youth with non-technical skills. The purpose of the scheme is to enhance the employability among Goan youth.

The registration of candidate, who is willing to undergo Apprenticeship Training is being done through National

Apprenticeship Portal (NAP) and the same portal is being used by the Establishments to register themselves and create opportunities.

The details of physical targets, number of beneficiaries and expenditure incurred under National Apprenticeship Promotion Scheme (NAPS) is given in Table No.16.23

Table no. 16.23
Beneficiaries and expenditure under NAPS

| Year | No. of Beneficiaries | Expenditure (₹ in lakh) |
|-------------------|----------------------|-------------------------|
| 2019-20 | 1851 | 24.40 |
| 2020-21 | 1935 | 43.98 |
| 2021-22 | 2818 | 55.83 |
| 2022-23 | 3419 | 59.66 |
| 2023-24 till date | 8852 | 45.01 |

Source: Department of Skill development & Entrepreneurship

This year, due to Government's efforts, 8852 youth have joined Chief Minister's Apprenticeship programme in Government as well as Private Companies.

During the training programme monthly stipend ranging from ₹ 8000/- to ₹13000/- per month is paid to the trainee. On completion of this training programme, a trainee will be receiving the certificate.

On 15th July, 2023, World Youth Skill Day was organized at Taleigao Community Hall. During this programme, more than 5000 apprenticeship contracts were issued to the candidates at the hands of Hon'ble Chief Minister

Craftsman Training Scheme (CTS)

The Department has covered 2935 individuals under the Craftsman Training Scheme for the year 2023-24.

The number of individuals benefitted under the scheme during the last five years is given in Table No. 16.24

Table No. 16.24
Beneficiaries and Expenditure under CTS

| Year | No. of beneficiaries | Expenditure incurred (₹ in lakh) |
|-------------------------|----------------------|----------------------------------|
| 2019-20 | 2738 | 3833.28 |
| 2020-21 | 2232 | 3733.20 |
| 2021-22 | 2984 | 3642.19 |
| 2022-23 | 2971 | 3922.36 |
| 2023-24 (upto Dec 2023) | 2935 | 3491.25 |

Source: Department of Skill development & Entrepreneurship

Financial Assistance/Scholarship & Trainee Tool Kit

The achievements under the scheme during the last 5 years is given in Table No. 16.25

Table No:16.25
Achievements under Financial Assistance/Scholarship & Trainee Tool Kit scheme

| Year | No. of beneficiaries | Expenditure incurred (₹ in lakh) |
|---------|----------------------|----------------------------------|
| 2019-20 | 1139 | 2.22 |
| 2020-21 | 829 | 22.60 |
| 2021-22 | 1174 | 2.96 |
| 2022-23 | 1261 | 8.22 |
| 2023-24 | 1446 | 16.33 |

Source: Department of Skill Development & Entrepreneurship

Skill Acquisition and Knowledge Awareness for Livelihood Project (SANKALP) (P) (A)

Short Term Training courses on Non National Skill Qualification Framework (NSQF) aligned job roles such as Basic Food Production, Basic Electrician, Bag

Making, Flower Making, Basic Beautician Course, Basic Computer Operator, and Basic Sewing Technology have been conducted under SANKALP (P) (A).

Skills Strengthening for Industrial Value Enhancement (STRIVE) (P)(A)

Under this scheme, "Train the Trainer", training programme was conducted for 467 Officers and Officials.

Chief Minister's Kaushalya Path Scheme (CMKPS)

This is a newly launched scheme with the aim of Skilling, Re-Skilling & Up-Skilling maximum local youth and to provide skilled work force to Industry as per their demand. Under this scheme, 74 individuals have been benefitted during the financial year 2023-24.

Some of the Special Drives/Camps/Programmes conducted by the Department are:

- During the period from June,2022 till December, 2023, Prime Minister Apprenticeship Mela was held at Farmagudi Government ITI, Vasco Government ITI, Panaji Government ITI, Ravindra Bhavan, Margao Goa, Pernem Government ITI and at Verna Industrial Estate, wherein 131 establishments and 635 youth had participated in the events.
- Awareness workshop for Skill Development for SC/ST beneficiaries under SANKALP scheme was organized on 03rd September, and 03rd October, 2023 at Farmagudi Government ITI and at Canacona Government ITI respectively.
- Mega Career Guidance Programme was organized at Rajiv Gandhi Kala Mandir, Ponda on the topic 'To know your Army job for ITI students'.

Other Initiatives

- The Department has setup Skill Centre of Excellence at Farmagudi Govt. ITI in collaboration with Sri Sri Rural Development Program Trust.
- Memorandum of Understanding (MoUs) have been signed between Government of Goa & various other Institutions/ Corporates
- The Government has signed MoU with M/s. Tata Technologies Ltd. to set up Technology Hub in 5 Government ITIs to align industry job roles in demand with the skills imparted to empower gainful employment for all ITI pass outs by providing courseware based on latest industry needs and to upgrade lab facilities at ITIs by installing new equipments, machineries and technology tools and developing relevant and up-to-date course content for new and emerging trades.
- MoU signed with M/s. Daikin Technologies Ltd. for setting up of Centre of Excellence in Refrigeration & Air conditioning and to impart training on advanced technology at Government ITI Farmagudi.
- MoU signed with Jaquar Group for plumber trade to impart training on advanced Technology at Government ITI, Panaji.
- Stem Tinkering and virtual labs have been set up at Government ITI Farmagudi and ITI Cacora.
- The Department has provided skill enhancement training for technicians of Konkan Railway Academy.
- The new building of Model ITI at Government ITI Panaji under **"Upgradation of existing Government ITIs into Model ITIs "** is completed and inaugurated on 15th

July 2023. The objective of the scheme is to develop a benchmark for industry oriented ITI which would serve as a model for other ITIs. Under this Scheme, an existing ITI in a State is upgraded as Model ITI which will be evolved as an institution showcasing the best practices, efficient and high quality training delivery and sustainable and effective industry relationship. The total expenditure incurred on the new building at Government ITI Panaji is ₹ 334.00 lakh.

The details of Works/Projects/Activities carried out under Corporate Social Responsibility (CSR) is as under:

- Tools, Machinery and equipments to Sattari Govt. ITI by M/s Colorcon Asis Pvt. Ltd at a total cost of ₹ 3.00 lakh.
- Precision measuring instruments supplied to Mapusa Govt. ITI for Fitter and Turner trade by GKB Vision, Pilerne.
- Renovation of 6 toilets in premises of Vasco ITI and creating eLearning centre as per scope of work identified and purchase equipment/ Machinery as per syllabus requirement of Vasco ITI by Goa Shipyard Ltd at a cost of ₹ 26.73 lakh

EXCISE

The Department of Excise is the Nodal Department for the scheme for granting compensation to the toddy tappers, on death or injury caused to the toddy tappers while tapping trees viz.

- In case of death - ₹ 2,00,000/-
- In case of permanent disablement- ₹ 1,00,000/-
- In case of temporary disablement ₹ 250/- per day as advised by the Government Medical Officer.

The Department of Excise was awarded the third place among other Government Department for collecting amount of ₹ 4.34 lakh towards Armed Forces Flag Day on the occasion of Armed Forces Flag Day. The category wise number of licenses issued is given Annexure – 53.

The Department of Excise collected Revenue of ₹ 865.80 crore for the financial year 2022-23 and ₹ 650.08 crore for the financial year 2021-22 thereby increasing revenue by ₹ 215.72 crore i.e. 33.18% over previous year. The Excise Department has also collected revenue of ₹ 661.94 crore upto December, 2023 and aims to earn more than 841.04 crore, the target set for the Department for the financial year 2023-2024.

As a step forward of achieving the 'Ease of Doing Business', the Department of Excise has further upgraded the online system of delivering various services. Consequently, all type of permits i.e. import permit, export permit are issued online.

Further granting and renewal of all type of licences is made online. The complete procedure of obtaining various licenses, permits, has been uploaded on the website of the Department.

The following service is provided by the Excise Department through the online Single Window System on Goa online portal.

- New Registration of liquor licenses for retail sale for consumption/packed bottles/Wholesale for Indian-Made Foreign Liquor, Country Liquor & Foreign Liquor,
- Transfer of license incase licensee is not alive.
- Registration/renewal of labels.
- Excise Import/Export permits of raw material/finished goods, Export to

other States, Export to overseas, Local Transport permit.

- Excise verification Services.

LEGAL METROLOGY

The Government has launched online platform to eliminate the process of physical submission of applications and payment towards issue of verification Certificate and renewal of Weights and Measures.

29 awareness camps were conducted in various institutions during current financial year. The details about the special drives conducted and number of cases booked during the year 2023-24 is given in Table No.16.26

Table No. 16.26
Number of cases booked under drives conducted

| Topic | No. of special drives | No. of Cases Booked |
|--|-----------------------|---------------------|
| Vendors selling Helmets | 15 | 5 |
| Smuggled Cigarettes | 13 | 1 |
| Inspection of Weighing Instruments used at Dabolim Airport | 8 | 1 |
| Packages of Stationery Items | 36 | 1 |
| Vehicle dealers & Car Accessories Vendors | 7 | 3 |
| Short Delivery at Sweet Marts | 73 | 12 |
| Packages of Electrical Goods | 49 | 7 |
| Jewelers | 143 | 15 |

Source: Department of Legal Metrology

Revenue of ₹ 1.76 lakh was collected from Manufacturer Dealer, Repairer of Weights, measures and Package commodities towards various taxes and fees and total amount of ₹ 16.47 lakh fine was collected as fine under different cases. In addition, 71 surprise

inspections were conducted during the year 2023-24 till December 2023.

LAW

The construction of New District and Subordinate Court Complex at Mercas, Tiswadi is under progress and around 76% work is completed and 20% construction work of New Civil and Criminal Court building at Margao is completed. 80% repairs/renovations work is completed of e-type bungalow, D type quarter garages and compound wall including beautification of surrounding areas at court complex Bicholim, Goa.

The Fast Track Special Court has disposed of 28 Session cases from February 2022 to December 2023.

FACTORIES AND BOILERS

The Department has complied with various number of IT and IT related reforms in accordance with the Department of Promotion, Industries and Internal Trade (DPIIT) recommendation. 9 services of the Department have been made available online. Altogether, 67 Training programmes were conducted on First Aid and Safety & Health for supervisory personnel working in hazardous industries, wherein, 2316 workers were trained. During the year 2023-24, 131 inspections were conducted till December, 2023.

SETTLEMENT AND LAND RECORDS

The Department has made all spatial land records and promulgated Record of Right computerised. The Department procured Electronic Total Station (ETS) instruments and DGPS as part of Modern Survey Techniques.

Modern Record Room has been setup at the Head Office of Directorate of Settlement and Land Records by

installation of compactors for physical storage of records.

Government has successfully uploaded all of the survey plans on the Bhunaksha platform and have linked all the Records of Rights(Form I & XIV/Form D) with the survey plans enabling the general public to view and take printouts through e-services.

OFFICIAL LANGUAGE

Rajbhas Prashikshan Evzonn, 2008:

Training is imparted to all Government Officers/Officials in order to facilitate them to carry out official work in Konkani, being the Official Language of the State so also, to make the correspondence and communication with general public in Konkani.

Bhasha Vikas Yojana

The financial support to the eligible groups/ institutions/educational institutions was released for the development of Konkani, Marathi, Hindi and Sanskrit Languages. 24,100 institutions have availed the benefit of the scheme during 2023-24.

Rajbhasha Jagruti Yojana

The Directorate organizes/conducts programmes/ activities which aim to promote language skills and awareness of Official Language. During the year 2023-24, 492 beneficiaries have benefited.

The Government encourages writers in the State to develop their talent and to give boost to Konkani and Marathi languages on the specified subjects i.e. Science & Technology, Finance, History, Mass/Media Communication, Administration, Tourism, Sociology, etc. 2 beneficiaries have availed the benefit upto December 2023.

COMMERCIAL TAX

Enforcement drives throughout the State of Goa were conducted to trace the evasion and to check the registration and billing system of the taxpayer. 517 taxpayers were inspected during the drive to find their compliance and contravention if any, during the current financial year. The detail of drives conducted is given in Table No.16.27

Table No. 16.27
Drives conducted during 2023-24

| Description of Drive | No. of Taxpayers Visited |
|---------------------------|--------------------------|
| Registration Drive | 274 |
| Cashew Drive | 72 |
| Boat Cruise Drive | 10 |
| Musical Events/Night Club | 15 |
| Morjim drive | 104 |
| Water sports | 17 |
| Restaurants-South-Goa | 10 |
| Manpower | 8 |
| Rent Drive | 7 |
| Total | 517 |

Source: Department Of Commercial Taxes

The 'Economic Intelligence Unit' (EIU) section has recovered ₹107.61 crore from tax evaders by analyzing taxpayers returns, conducting inspection, search and seizure and thereafter initiating appropriate action under the provisions of law during the last 3½ years i.e. from May-2020 to December-2023,

Fake Registration Drive

A Special all India drive against fake/bogus registration was conducted by 'Economic Intelligence Unit' (EIU) team. 19 Goods and Services Tax Identification Number (GSTIN) were shared for verification for fake/bogus registration. The EIU team also has identified locally 22 GSTIN for verification of genuineness of the taxpayer.

On verification, this Department has found 30 non existing GSTIN out of 41 cases. Total Input Tax Credit (ITC) blocked as on 31/12/2023 is ₹ 588.26

lakh. Total amount of evasion of tax detected is ₹ 3906.11 lakh. The Government has recovered ₹ 13.19 lakh. Further, 61 GSTIN have been identified who have availed bogus ITC. This has been sent to other State Jurisdictional Officer for verification and blocking of bogus ITC.

Based on the intelligent analysis done by the Enforcement team, action has been initiated against Tax evaders and defaulters u/s 67 of GST Act and u/s 73 of VAT Act. 165 surprise inspections and search raids were conducted in the last 3 ½ years. The revenue generated by the Commercial Tax for last 5 years given in Annexure – 45.

MUSEUM

The Museum Department participated in the Museum Expo 2023 at Pragati Maidan, New Delhi by setting up a stall representing Goan culture and heritage. International Museum Day was observed on 18th May, 2023 and 46th foundation day was held to promote socio-cultural heritage of Goa on 29th September, 2023. Museology and Conservation' workshop was organized in collaboration with Indira Gandhi National Centre for Arts (IGNCA) and Goa University on 12th January, 2024.

ARCHIVES

The Department extended research facilities to 31 Research scholars including 15 foreign scholars and also issued 144 books to the scholars in connection with their research. 3,605 visitors were attended in connection with property documents, Inventory files, Notarial Deeds, Village Comunidade records, Birth/ Baptism records etc.

33,448 certified documents were issued to the public and 3,284 digital images of records on CD- ROMs were issued to research scholars during the year 2023-24.

Book titled 'Sawantwadi Saunsthanchya Itihasachi Sahdane Part II' and 'Portuguese Hukumnama' were published and released during the current year. Online Portuguese Translation Service was launched on 1st October 2023. Archives Week Exhibition was organized from 18th June to 23rd June 2023 at Sanskruti Bhavan, Patto. Five days intensive basic workshop on Modi Script was organized at Goa University from 30th October to 4th November 2023.

E-Services to the Citizens / End to End digitization / Computerization:

18 lakh folios of death / birth are digitized and made available on State Data Centre. The public can view and apply for these records through Goa Online services.

Digitization of Documents

In-house digitalization of 2,16,767 pages of 518 Land registration records of Bardez, Ilhas and Bicholim has facilitated faster access and public delivery service. The Department has started issuing scanned copies of these records to public, which has reduced manhandling of the physical records thereby ensuring their preservation for posterity. Also, the Department has completed scanning of 1,64,414 pages of 210 volumes of Travel documents and 8117 pages of 145 volumes of Captain of Ports records.

Library of Archives

The work of digital cataloging of 30,189 books on different subjects is carried out through e-granthalaya Library Software. 80,000 scanned pages of Legislaçao/ Boletim Oficial has been uploaded in the D Space Software for easy and quick reference and retrieval for the users.

ARCHAEOLOGY

The Department of Archaeology plays a pivotal role in preserving and promoting the rich cultural and historical heritage of the State. With a focus on archaeological, conservation, restoration and research & education, the Department also works towards safeguarding and showcasing the diverse archaeological treasures.

The department employs various conservation techniques to protect and maintain the archaeological sites and artifacts.

In the last 5 years, the Department has taken up various Conservation/ Restoration works of Protected Monuments across the State of Goa as under:

Works undertaken: (i). Structural Consolidation of Jain Basti, Bandora (Phase I), (ii) Restoration of Alorna Fort, Pernem (Phase I), (iii). The Maintenance and Restoration of Chapel of St. Xavier Ella, Old Goa, (iv). Restoration of Alorna Fort Pernem (Phase 2), and (v). Restoration of Chapel of Monte, Ella old Goa (Phase I)

Ongoing Works: (i). Restoration of Sakhali fort, Sakhali and (ii). Restoration of Khorjuve Fort, Khorjuve.

Works Initiated: (i). Restoration of Chapora fort, Chapora, (ii) Heritage Circuit at Kudne, Kudnem, and (iii) Restoration of Jain Basti Bandora, Phase 2

The Department has carried out the Restoration and conservation of the ancient temple of Shree Saptakoteshwar at Narve, Bicholim with proper archaeological norms. The footfall at this temple has now increased in multifold and tourists from all over the world are visiting this temple once built by Chhatrapati Shivaji Maharaj.

Rock carving at Pansaimol is accepted by UNESCO in the tentative list of World Heritage Site along with 9 other sites of Maharashtra.

SMALL SAVINGS AND LOTTERIES

The Government is operating Paper Lotteries by appointing M/s. Summit online Trade Solutions Private Limited, M/s Future Gaming & Hotel Services Pvt. Ltd., and M/s. B.S. Enterprises unit of Goldwin Healthcare Pvt. Ltd.

Revenue of ₹ 7537.95 lakh was collected from the sale of lottery tickets and 699 beneficiaries received lottery prizes during last 5 years.

PROVEDORIA

Establishment of Chief Minister Mathru Pitru Kalyan Kendra Half Way Home:

The old age home at Majorda & Chinchinim have been repaired and renovated through GSIDC by incurring an expenditure amounting to ₹ 300 lakh & ₹ 126.00 lakh respectively.

Presently, 02 old age homes are used as half way home i.e. Halfway Home Mapusa (Female) North Goa & Halfway Home Majorda (Male) South Goa.

DIRECTORATE OF ACCOUNTS

The Department is entrusted with the implementation of important Social Security Schemes for Government employees like Goa State Government Employees Group Insurance scheme, General Provident Fund and Deposit Linked Insurance scheme and New Pension System.

The new building premises of the Directorate of Accounts at Penha de Franca, Porvorim named as "KAUTILYA, LEKHA BHAVAN" has

been inaugurated on 10th November 2023 and has commenced its functioning from the new premises.

The Government has successfully implemented the E-Kuber integration system of e-payments and e-receipts. The implementation of e-receipt model will ensure that remittances are instantaneously routed from State Government receipt portal to State Government accounts ensuring ready availability of funds with the Government. The inherent advantages of e-payment and e-receipts systems are near to nil reconciliation issues and zero delay in completion of transactions. This will also diminish the major grievances on receipt of pension.

GOA POLICE

Goa Police is making all efforts to enhance their capability to deal with emerging challenges. The Department is committed to the security and safety of not only the citizens but also of the visiting tourists as well. All major religious, cultural and sports events are managed by the Department with aplomb. The Goa Police has been able to maintain Law & Order well during the New Year and other major events/celebrations.

Various awareness camps on traffic, female empowerment, drug abuse & illicit trafficking, road safety, health medical camps, cyber crimes etc. were conducted in various schools & colleges. "Prayas" is an initiative undertaken by South Goa District Police with objective to create awareness among people living in slums and low income groups.

This community policing initiative is mainly to keep youth living in slums areas away from entering into crime and safeguarding women and children living

in slums. Regular activities are undertaken in slum areas in South Goa District i.e. Zuarinagar, Sahapur, Dattagad, Azad Nagar, Moti Dongar, Birla and other congested areas includes Baina, New Vaddem and Mangoor Hill.

Goa Police reported 2028 cases under IPC and detected 1750 during the year 2023, the crime cases reported against women, senior citizen and cyber crimes and their detection is given in Table No.16.28

Table No. 16.28
Categorized crime cases Reported & Detected
during the year 2023-24 till date

| Nature of Crime cases | Reported | Detected |
|-------------------------------|----------|----------|
| Crime against Women | 311 | 291 |
| Cyber Crime | 83 | 30 |
| Crimes against Senior Citizen | 1 | 1 |

Source: Police Department

Infrastructure projects namely construction of Maina Curtorim police station, Fatorda police station, Quarters at Arlem, Development works at St. Cruz police outpost and additional fittings at Quepem police station amounting to ₹ 3612.08 lakh have been approved during the current financial year.

JAIL

Government has initiated several reformatory measures from time to time, in-order to equip the prisoners with skills, education, employment and vocational training etc. Central Jail, Colvale has been declared as one of the Study Centres of IGNOU during the year-2015.

Upto December 2023, total 168 inmates registered themselves under various educational programmes and

successfully completed Bachelor of Arts (BA) (02), Bachelor Preparatory Programme (BPP) (35), Bachelor of Arts in Tourism Studies (BTS), Food and Nutrition etc.

Government has successfully adopted the e-prisons application which includes e-Mulakat facility and e-Peshi. e-Mulakat application enables virtual meeting for the prisoners across the country to meet their relatives through video Conferencing. Similarly, e-Peshi is a VC facility enabling electronic method of video-linkage as an alternative method for production of an accused in Court.

10 Hand Held Metal Detectors (HHMD) and Installation and Commissioning of ICT equipments (C.C.T.V) have been supplied to Central Jail Colvale.

Special Drives/ Camps

Training is being imparted among the Prison Staff in collaboration with GIPARD, Ela Old Goa. Six batches were imparted training as per the training manual issued by the Bureau of Police Research & Development. The last batch of Prison staff consisting of 17 participants per batch underwent training w.e.f. 10/04/2023 to 17/05/2023 respectively.

Special Aadhaar Coverage Camps were organized for the inmates at Central Jail, Colvale and till date around 57 inmates have been enrolled for Aadhaar and the process for enrolling the remaining inmates is in progress.

Biometric device compatible with the e-Prisons application has also been installed in Central Jail, Colvale for Aadhaar based biometric verification of inmates.

Activities conducted

Re-commissioning of Bakery Unit in the Central Jail, Colvale:

- Inmates are imparted training in Bakery Products through Institute of Hotel Management (IHM) Goa.
- Bakery products such as Samosa, Pakoda, Bread are being prepared and sold in-house to the inmates.

Department has procured Chapati making machine and water purifier through CSR funds as a part of reformation activity and a source of revenue generation for the inmates.

GENERAL ADMINISTRATION DEPARTMENT (GAD)

Goa Institute of Public Administration & Rural Development (GIPARD) is the State's Apex Training Institute for training, capacity building, research and consultancy activities; in areas of Rural Development, Panchayati Raj, Public Administration, Women and Gender Studies, Disaster Management, etc.

The details of all trainings conducted during the period from 1st April to 31st December 2023 is shown in Table No:16.29

Table No. 16.29
Details of trainings for the months of 1st April to 31st December 2023

| Sector | No. of Programs | No. of Participants |
|---|-----------------|---------------------|
| Panchayati Raj / Urban Development | 67 | 2987 |
| Rural Development | 70 | 2607 |
| Women's Development & Disaster Management | 30 | 776 |
| Public Administration / Demand Based programmes | 67 | 2576 |
| TOTAL | 234 | 8946 |

Source: General Administrative Department (GAD)

Special Programmes and Events Conducted:

Commemoration of Good Governance Day at GIPARD : GIPARD celebrated 'Good Governance Day' on 22nd December, 2023. As part of the Good Governance Day celebration, series of events/competitions were organized namely book exhibition pertaining to Goa, Governance and grass root Democracy. Also all Goa quiz competition on "Good Governance" and 1st All Goa Youth Gramsabha competitions were organised.

Course on CERD: GIPARD has commenced the practical component of the course on Community Engagement & Rural Development (CERD). The course is jointly conducted with the Department of Political Science, Goa University, 15 students are enrolled for the MA Course. The Goa State Information Commission in association with GIPARD organized College Level Poster cum Slogan writing competition in commemoration of the RTI Day, 2023 on 9th October, 2023. 48 students from different colleges participated in the competition

The work of the Construction of Administrative Building/Complex for Government offices at Patto Plaza, Panaji, has been entrusted to the Goa State Infrastructure Development Corporation (GSIDC).

The GSIDC has accepted the quoted bid of M/s LOCUS, Architects Planners Interior Designer, Bengaluru, Karnataka, as Consultancy services for the said work at a percentage of 5.95% of the cost of work. The work order for commencement of work has also been issued by GSIDC to the said Consultant.

VIGILANCE

The main function of this Directorate is to cause investigations into the complaints received against the Government servants and employees of Public sector Undertakings as well as Autonomous Bodies. The number of complaints that have been lodged by the Anti Corruption Branch (Vigilance) for the last 5 years is given in Table No.16.30

Table No. 16.30
Number of complaints lodged during last 5 years

| Year | No. of Complaint/ Cases Received | No. of Complaints under process | No. of Complaints disposed |
|----------------|----------------------------------|---------------------------------|----------------------------|
| 2019 | 580 | 438 | 459 |
| 2020 | 544 | 409 | 460 |
| 2021 | 508 | 330 | 426 |
| 2022 | 523 | 398 | 316 |
| 2023 till date | 592 | 620 | 208 |

Source: Department of Vigilance

The details of Vigilance Cases for last 5 years is given in Annexure – 54.

Home Guards and Civil Defence Organization

The Home Guards & Civil Defence day is celebrated on 6th December every year. On the occasion of Goa Liberation Day i.e. on 19th December, 16 Home Guard & Civil Defence Volunteers have been awarded Chief Minister's Home Guards and Civil Defence Gold Medal for Meritorious Service. Also, on the occasion of Independence Day i.e. 15th August, 07 Home Guards & Civil Defence Volunteers were awarded Meritorious Service & on the occasion of Republic Day, i.e. 26th January, 02 Home Guards & Civil Defence have been awarded President Medal for Distinguished Service for Home Guard Volunteers.

The Home Guards & Civil Defence Organisation has been awarded with 76 cash and Good Service Tickets (GST) to

the official staff during last five years till December 2023 in recognition of their commendable services rendered on various occasions.

Regional Employment Exchange

The Government has transformed the manual services rendered by Goa Employment Exchange to online portal (www.goaonline.gov.in) to create a job matching in a dynamic, efficient and responsive manner between the Goan Job Seekers/Career Aspirants and Employers thus, creating a virtual handshake between the Employers and the prospective Job seekers / Career Aspirants.

The details of Job Seekers registered/ notified/ sponsored for vacancies and number of Drives/camps conducted during the last 5 years is given in Annexure - 55.

Model Career Centre (MCC) has been conducting various outreach activities such as Programme on Career Guidance / Counselling, Seminars on Soft Skill Trainings, Sessions on Civil Service Competitive Exams, Sessions on Entrepreneurship, Job Fairs & Placement Drives etc to enhance and upgrade the skills of the Job Seekers.

LABOUR

Scheme for supply of Sewing Machines to the trainees enrolled under various labour welfare centre in Goa

Under the scheme, ₹ 20.00 lakh were allocated during the year 2022-23. The total expenditure incurred under the scheme is ₹4.67 lakh covering 230 beneficiaries.

Scheme for giving stipend to the trainees belonging to the SC/ST community: Under this scheme the stipend has been increased from

₹ 1000/- to ₹ 2400/- per month, effective from June 2023.

The Retrenched Workers Assistance Scheme is the most prominent scheme under the Goa Labour Welfare Board. During last year from April 2023 to December 2023, 45 beneficiaries have availed the benefit amounting to ₹ 46.64 lakh.

Employee State Insurance (ESI)

E.S.I. has State of art infrastructure facilities for treatment of E.S.I. beneficiaries. All the insured persons and their family members who are covered under E.S.I. scheme in the State are availing cashless medical treatment from Dispensaries and E.S.I. Hospital at Margao. Besides there are 03 Insurance Medical Practitioners appointed under E.S.I. scheme and free consultations, medicines are provided to the insured persons. Medicines not available are purchased by the beneficiaries from private medical stores and the amount is reimbursed to their accounts. Referral of patients requiring specialist advice and treatment is provided with Tie up arrangement with Private hospitals for secondary care. For Super Specialty Treatment Tie up arrangement is done by the E.S.I. Corporation.

There are 1,92,988 insured persons in the State of Goa covered under E.S.I. Act as on 31/03/2023 availing medical treatment from E.S.I. dispensaries and hospital, besides other benefits under the E.S.I. Scheme.

The Enforcement Cell carried out 1841 inspections and 17 prosecutions against the defaulting employers under various Labour Laws during the period April to December, 2023.

There are two Labour Courts i.e Industrial Tribunal-cum-Labour Court and Labour Court II. The process of adjudication has been streamlined and

strengthened. 54 cases on Industrial Disputes have been received by both the courts during the period of April to December 2023 and 42 cases have been disposed off during the year 2023-24 upto December, 2023. The pending cases as on 31st December 2023 before the Industrial, Tribunal-cum-Labour Court and Labour Court II are 454.

The cases disposed off during the period from April, 2023 (upto December, 2023) is given in Table No. 16.31.

Table No.16.31

Cases disposed off from April 2023 upto December 2023.

| Name of the Act | Cases disposed off |
|---|--------------------|
| Compensation Act, 1923 Fatal cases Non-fatal cases | 27 |
| Payment of Gratuity Act 1972 | 32 |
| Payment of Wages Act 1936 | 12 |

Source: Labour Department

The Department collects revenue under different Labour Legislations and the amount collected under revenue receipts from April to December, 2023 is ₹ 209 lakh against the target of ₹ 434.50 lakh of the Department for the year 2023-24.

GOA STATE ELECTION COMMISSION

During the year 2023-24, State Election Commission conducted the following activities:

- Delimitation and reservation of 15 wards of Ponda Municipal Council and 12 wards of Sanquelim Municipal Council.
- General Election for 15 wards/constituencies of Ponda Municipal Council and 12 wards /constituencies of Sanquelim Municipal Council were held on 25th March 2023.

- Bye Elections at 6 Village Panchayats were held on 25th March 2023.

ADMINISTRATIVE TRIBUNAL

Administrative Tribunals are quasi-judicial institutions that resolve disputes related to the recruitment and service conditions of persons engaged in public service. A total 1429 cases are filed before the Administrative Tribunal, out of which 433 cases were disposed off and 996 cases are pending under various Acts.

SAINIK WELFARE

The Government is in the process of establishing Veteran Home (Old Aged Home) for armed forces veterans and widows of armed personnels at Salvador-do-Mundo, Bardez, Goa. Also the construction of Sainik Rest House at Bambolim is expected to be completed by May, 2024. 140 ex-servicemen were employed in the State Government/ Central Government / Corporations / Private Sector Banks / Private Sector and 05 complicated pension cases were settled in respect of Ex-Servicemen/ Widows.

Financial assistance was provided to each of World War II veterans and War Widow prior to January, 2000. 19 beneficiaries were awarded cash in lieu of Land and Annuity. 3 Goan youth were released monetary incentive to the tune of ₹ 4.50 lakh for joining armed forces during 2023-24.

HOME DEPARTMENT (GENERAL)

The Home Department is one of the most pivotal Department responsible for the maintenance of internal security and implementation of domestic policy for the State. The prime objectives and responsibilities of the Home Department include maintenance of Law & Order,

Crime Control, Police Administration, Arms Matters, Administration of Justice, Internal Security matters, Human Rights matters, matters of Freedom Fighters, Medals and Awards, NRI matters, Citizenship matters and also to liaison with Central Government, other State Governments and the Armed Forces on various administrative and policy matters.

Freedom Fighters:

The Department has sponsored the names of 316 Children of Freedom Fighters (CFF) to various Government Departments for employment under the “*Scheme for providing employment to the Children of Freedom Fighters*”.

The Goa Public Gambling Act, 1976:

Under the Goa, Daman & Diu Public Gambling Act, 1976 Government has issued licenses to 06 off-shore and 12 onshore casinos operating electronic amusement/slot machines in the State.

The total estimated revenue generated in respect of casinos (i.e. onshore & offshore) for the F. Y. 2023-24 is ₹ 398.20 crore.

One Man Commission of Inquiry :

The report/ recommendations have been successfully submitted by the Commission of inquiry constituted under the Chairmanship of Shri Justice V. K. Jadhav, Former Judge of the Hon'ble High Court of Bombay to inquire into and fix responsibilities in all cases of land grabbing in the State and to inquire into the involvement of Government Officers, other Public functionaries and private individuals in cases of land grabbings

Goa Police Department including IRBn:

Government has declared the office of the Criminal Investigation Department to be an e-Police Station, for transmission

and investigation of all cases registered at e-Police Station.

Goa State Haj Committee:

The Government has assisted 117 Haj pilgrims from Goa this year to proceed for the pilgrimage at Haj.

PRINTING & STATIONERY

- Implemented online Indenting System for standard supply to various Government Departments.
- Digitized Work Order tracking system eliminating traditional methods.
- Implementing e-Gazette system developed by GEL which shall provide digital platform for Government Departments to upload orders, notifications, and notices for publication.

PROSECUTION

The Government deals with the conducting of criminal cases. The details of the total number of cases conducted by the Public Prosecutor/ Assistant Public Prosecutors (PP/APP) of the Department for the period from April 2023 till November 2023 are given in the Table No: 16.32

Table No: 16.32
Number of cases conducted

| Description | No. of cases |
|---|--------------|
| Cases wherein PP/APP appeared | 15083 |
| Cases which were finalized/order passed | 3204 |
| Cases that were convicted | 449 |
| Cases that were acquitted | 633 |

Source: Directorate of Prosecution

GOA GAZETTER

- Translation of trial of Freedom Fighters Shashikala Hordarcar and Vilasini Narcinva Prabhu. – is being printed and ready for release.

- Trial of Narmada Prasad Sharma' and 'Rajanicanta Damadora Matmo; Visvonata Zoivonta Gudo; Dinanata Dotu Sinai Ambo; Gurudas Naraina Cundo' -documents are under process.
- The Department is under process of digitization of publications.

INFORMATION AND PUBLICITY

The Goa State working Journalist Welfare Scheme

Goa State Journalist Welfare Fund disburses pension for the welfare of retired journalists. Presently, 61 pensioners are drawing a monthly pension of ₹ 10,000/- and 11 family pensioners are drawing ₹ 5,000/- per month

Assistance for Purchase of Computer Camera for Journalist 2021

Assistance is provided towards purchase of Laptop / Camera and to empower the journalists to face the challenges of rapidly changing technology. Total 17 journalist have availed the benefit upto December, 2023 under the scheme.

Patrakar Kritadnyata Nidhi Scheme

The Patrakar Kritadnyata Nidhi Scheme (Journalists Benevolent fund) was launched to provide immediate financial assistance to needy journalists found to be in indigent circumstances in emergency cases such as to meet the expenses on marriage of daughter, etc. Till date 12 different beneficiaries have availed the benefit under the scheme.

The Goa State Journalist Award Scheme 2015

The scheme is devised to encourage local journalists to exhibit their talents. Journalists of all registered daily and weekly newspapers published in English, Konkani or Marathi and private

sector electronic media in the State are eligible under this scheme.

The Goa State Photo Contest and Exhibition Scheme-2014

The scheme is aimed to encourage local youth preferably of Goan origin to exhibit their talents, gain confidence and eventually set up their own venture for self employment. The Department conducted Photo contest and prizes were distributed among the winners during National Press Day function.

Subsidy to purchase E-bike for Journalists

The scheme is notified to provide "Subsidy to purchase e-bike for Journalists". The scheme will benefit the journalists working in the State to travel from one place to another to collect information and gather news.

Financial Assistance for Film 2016

Financial assistance amounting to ₹ 242.86 lakh have been extended to 7 film producers since its inception till December, 2023. The scheme is being implemented through Entertainment Society of Goa.

FINANCE

Various services are made available on the Budget Portal www.budget.goa.gov.in, due to which, the Departments are able to process the budgetary proposals from any location. With this, the entire pre-budgeting as well as post-budgeting processes are totally in online mode, making the Budget division 100% digital and paperless.

The State has availed 50 years interest free loan to the extent of ₹ 400 crore from the Government of India under the scheme for Special Assistance to States for Capital Investment for 2023-24. Through this special assistance, the

Government has carried out various infrastructure development works in the State. In order to maintain fiscal discipline, Government has negotiated with various agencies and successfully reduced interest rate on loans to 8% from previous 13 % and above.

The Government has constituted a Data Analytic Cell (DAC) for compilation, segregation, and analysis of data generated by various Government Departments/ Agencies. It aims at making Goa a fact- driven State using the Data Management Platform (DMP).

Currently, data is being collected from first set of critical Departments such as Tourism, Planning, Statistics & Evaluation, Social Welfare, Electricity, Women & Child Department and Health Services and has been successfully analysed.

PLANNING, STATISTICS & EVALUATION

The Directorate of Planning, Statistics & Evaluation is entrusted with the task of conducting National level Censuses and Surveys wherein Goa is also a participant. These censuses and surveys are conducted as per the guidelines and timeline of the concerned Central Ministries. Presently, the 11th Agriculture Census is in progress and the fieldwork of the 1st phase with the agricultural reference year 2021-22 is completed, which covers data on primary characteristics of operational holdings/operational holders such as area operated, number & type of holdings, classification by way of gender, social status, tenancy etc.

Publications brought out by the Directorate during the year 2023-24 includes:

- Budget in Brief 2023-24.

- Credit Deposit Ratio/Banking Statistics 2021-22.
- Report on Rural Wages 2020-21.

Chief Minister's Fellowship Programme (CMFP)

DPSE also implements CMFP which was initiated in the year 2021-22. The scheme is designed to provide valuable experience to youth interested in the multifaceted areas of research, is fostering the development of the State. The CMFP has witnessed huge success and has become popular among Goan youth. Based upon the interest created among the Goan youth, the Government has increased the sanctioned strength of Fellows from 10 to 20 candidates during the current year.

The scheme has proved to be advantageous to the Fellows in multiple ways. The Fellows have worked upon the thematic areas allotted to them which has largely benefitted them in their career growth, the reviews focused on assessing the progress made in the field of work assigned and the project status has given them a wide prospect in the thematic area.

Goa Corporate Social Responsibility Authority (Goa CSR Authority)

The Government of Goa created Goa CSR Authority under the leadership of Hon'ble Chief Minister in January 2021, with view to optimal utilization of the CSR Funds of Public and Private institutions for the welfare of the State. This Goa CSR Authority is registered with the Ministry of Corporate Affairs, Government of India and the Registrar of Co-operative Societies, Government of Goa.

Initiatives of Goa CSR Authority.

- The Goa CSR Authority has organized first CSR Conclave, 2023 on 14th December, 2023 at New

Durbar Hall, Raj Bhavan, Donapaula, Goa, with an aim of attracting Corporate Sector to participate and support the State in Education/ Social/ Economic/ Environment/ Health and other initiatives, wherein more than 82 Heads / Representatives / General Managers / CEO of Corporates / Industries attended in person.

- Power Grid Corporation of India Ltd as part of its CSR contribution has released 2 installments amounting to ₹ 1.76 crore towards a project "Supply of Medical Equipment/ Instrument for Automation in Blood Bank, ALS Ambulances (2 nos.), BLS Ambulance (6 nos.) for Hospitals in Goa State". This initiative will reduce medical emergency response time and provide emergency care at the earliest.
- Foundation for Science Innovation and Development, (FSID), Indian Institute of Science (IISc), Bengaluru has partnered with Government of Goa to take up various activities to enable the industry to develop its capability in entrepreneurial (through startups and incubate companies), translational and transformational research, technology and product development utilizing the specialized skills, expertise, intellectual and infrastructural assets of IISc. As a part of this initiative Prof. Amaresh Chakrabarti, Chairman, Centre for Product Design and Manufacturing (CPDM), IISc, Bengaluru conducted a training on "A Flagship Program on design Thinking" on 19th January, 2024 for Senior Officers of Goa Government.
- The Government of Goa has a vision to clean rivers in the State on the lines of National Mission for Clean Ganga. The Government of Goa and Alpha MERS Limited came up with initiative to implement Alpha

MERS river clean up technology in Goa to prevent movement of plastics into the sea. The project will benefit State to minimize the plastics on the coast and beaches and progress towards SDG goals and also improve the tourism brand value of the State.

- The Government of Goa in line with National agenda keeping fitness as a Prime Mover of State and National Development initiated “Chief Minister Certificate Fitness Programme,” implemented by Green light Fitness to promote **Fit Goa, Skill Goa and Inclusive Goa**. The project will create awareness on fitness and various Physical activities that promote fitness, encourage indigenous sports and make fitness reach every school, college, Panchayat/village, etc
- The State Bank of India, as contribution towards CSR in the State has distributed 10 (nos) sewing machines.
This initiative will help women to start business and become self employed and will help them to generate sustainable income by sewing clothes, bags, handicrafts for themselves or for larger business enterprises.
- Thaliyola Infotech Pvt from Delhi has set up Language Labs at Government College, Sanquelim and Government College, Margao to help in developing language skills.

ANNEXURE – 1
Projected population for Goa State ('000)

| Year | Total | | | Urban | | | Rural | | | Urban % | | | Rural % | | |
|------|--------|------|--------|--------|------|--------|--------|------|--------|---------|-------|--------|---------|-------|--------|
| | Person | Male | Female | Person | Male | Female | Person | Male | Female | Person | Male | Female | Person | Male | Female |
| 2012 | 1475 | 747 | 728 | 945 | 483 | 462 | 530 | 264 | 266 | 64.07 | 64.66 | 63.46 | 35.93 | 35.34 | 36.54 |
| 2013 | 1486 | 752 | 734 | 970 | 496 | 474 | 516 | 256 | 260 | 65.28 | 65.96 | 64.58 | 34.72 | 34.04 | 35.42 |
| 2014 | 1497 | 757 | 740 | 994 | 508 | 486 | 503 | 249 | 254 | 66.40 | 67.11 | 65.68 | 33.60 | 32.89 | 34.32 |
| 2015 | 1507 | 762 | 745 | 1019 | 521 | 498 | 488 | 241 | 247 | 67.62 | 68.37 | 66.85 | 32.38 | 31.63 | 33.15 |
| 2016 | 1517 | 767 | 750 | 1042 | 533 | 509 | 475 | 234 | 241 | 68.69 | 69.49 | 67.87 | 31.31 | 30.51 | 32.13 |
| 2017 | 1527 | 771 | 755 | 1066 | 545 | 521 | 461 | 226 | 234 | 69.81 | 70.69 | 69.01 | 30.19 | 29.31 | 30.99 |
| 2018 | 1536 | 776 | 760 | 1090 | 557 | 533 | 446 | 219 | 227 | 70.96 | 71.78 | 70.13 | 29.04 | 28.22 | 29.87 |
| 2019 | 1545 | 780 | 766 | 1114 | 570 | 544 | 431 | 210 | 222 | 72.10 | 73.08 | 71.02 | 27.90 | 26.92 | 28.98 |
| 2020 | 1555 | 784 | 771 | 1138 | 582 | 556 | 417 | 202 | 215 | 73.18 | 74.23 | 72.11 | 26.82 | 25.77 | 27.89 |
| 2021 | 1563 | 788 | 775 | 1161 | 594 | 568 | 402 | 194 | 207 | 74.28 | 75.38 | 73.29 | 25.72 | 24.62 | 26.71 |
| 2022 | 1571 | 792 | 779 | 1184 | 606 | 579 | 387 | 186 | 200 | 75.37 | 76.52 | 74.33 | 24.63 | 23.48 | 25.67 |
| 2023 | 1579 | 796 | 784 | 1207 | 617 | 590 | 372 | 179 | 194 | 76.44 | 77.51 | 75.26 | 23.56 | 22.49 | 24.74 |
| 2024 | 1587 | 799 | 788 | 1229 | 629 | 601 | 358 | 170 | 187 | 77.44 | 78.72 | 76.27 | 22.56 | 21.28 | 23.73 |

Source: National Commission on population, Ministry of Health and Family Welfare, Nirmal Bhawan, New Delhi

Note: Projected Total Population by sex as on 1st October

ANNEXURE – 2

GROSS STATE DOMESTIC PRODUCT (GSDP) AT MARKET PRICE BY INDUSTRY OF ORIGIN FROM PERIOD 2018-19 TO 2019-20, 2020-21 (F), 2021-22 (P) & 2022-23 (Q) AT CURRENT PRICES (₹ in Lakh) Base year 2011-12

| Sr. No. | Industry | 2018-19 | 2019-20 | 2020-21 | 2021-22 (P) | 2022-23 (Q) |
|---------|---|----------------|----------------|----------------|----------------|----------------|
| 1. | Agriculture, forestry and fishing | 444929 | 509815 | 520908 | 526724 | 540399 |
| 1.1 | Crops | 200768 | 198308 | 204447 | 203789 | 205462 |
| 1.2 | Livestock | 27517 | 51770 | 56869 | 57744 | 58432 |
| 1.3 | Forestry and Logging | 65509 | 95120 | 81581 | 85363 | 46997 |
| 1.4 | Fishing and Aquaculture | 151136 | 164616 | 178012 | 179828 | 229507 |
| 2. | Mining and Quarrying | 10107 | 8457 | 13472 | 8548 | 8865 |
| | Primary Sector | 455036 | 518272 | 534380 | 535272 | 549263 |
| 3. | Manufacturing | 2708429 | 2708252 | 2727580 | 2905061 | 3040618 |
| 4. | Electricity, Gas, Water Supply & Other Utility Services | 553962 | 650420 | 681358 | 921353 | 1037673 |
| 5. | Construction | 232678 | 229667 | 220374 | 295494 | 374518 |
| | Secondary Sector | 3495068 | 3588338 | 3629313 | 4121908 | 4452809 |
| 6. | Trade, Repair, Hotels and Restaurants | 566902 | 603139 | 498286 | 634834 | 802245 |
| 6.1 | Trade & Repair Services | 506675 | 542445 | 464578 | 583907 | 730147 |
| 6.2 | Hotels & Restaurants | 60227 | 60694 | 33708 | 50927 | 72098 |
| 7. | Transport, Storage, Communication & Services related to Broadcasting | 236147 | 272039 | 245371 | 295631 | 384323 |
| 7.1 | Railways | 25754 | 28385 | 32785 | 48178 | 70798 |
| 7.2 | Transport by means other than Railways | 158225 | 185476 | 150697 | 174031 | 224333 |
| 7.2.1 | Road transport | 59382 | 59280 | 48997 | 69709 | 103163 |
| 7.2.2 | Water transport | 23569 | 21266 | 28379 | 29923 | 31425 |
| 7.2.3 | Air transport | 31257 | 55160 | 27177 | 34095 | 42528 |
| 7.2.4 | Services incidental to transport | 44018 | 49771 | 46144 | 40304 | 47218 |
| 7.3 | Storage | 441 | 525 | 474 | 598 | 771 |
| 7.4 | Communication & services related to broadcasting | 51728 | 57653 | 61415 | 72824 | 88421 |
| 8. | Financial services | 251363 | 259539 | 345388 | 278477 | 295388 |
| 9. | Real estate, ownership of dwelling & professional services | 548272 | 588138 | 583671 | 674642 | 780575 |
| 10. | Public administration | 534077 | 563573 | 605974 | 669465 | 768194 |
| 11. | Other services | 355361 | 392434 | 383586 | 462351 | 535066 |
| | Tertiary Sector | 2492122 | 2678862 | 2662277 | 3015399 | 3565792 |
| 12. | Total GSVA at basic prices | 6442227 | 6785472 | 6825970 | 7672580 | 8567864 |
| 13. | Taxes on Products | 769635 | 744722 | 630557 | 807601 | 826359 |
| 14. | Subsidies on products | 26528 | 26985 | 40735 | 53557 | 26985 |
| 15. | Gross State Domestic Product | 7185334 | 7503209 | 7415792 | 8426624 | 9367238 |
| 16. | Population ('00) | 15360 | 15450 | 15550 | 15630 | 15710 |
| 17. | Per Capita GSDP (₹.) | 467795 | 485645 | 476900 | 539131 | 596260 |

Source: Directorate of Planning, Statistics & Evaluation, Porvorim

ANNEXURE – 3

GROSS STATE DOMESTIC PRODUCT (GSDP) AT MARKET PRICE BY INDUSTRY OF ORIGIN FROM PERIOD 2011-12 TO 2019-20, 2020-21 (F), 2021-22 (P), 2022-23 (Q), 2023-24 (A) & 2024-25 (Proj) AT CONSTANT PRICES (₹ in Lakh) Base year 2011-12

| Sr. No. | Industry | 2018-19 | 2019-20 | 2020-21 | 2021-22 (P) | 2022-23 (Q) |
|---------|---|----------------|----------------|----------------|----------------|----------------|
| 1. | Agriculture, forestry and fishing | 264205 | 276380 | 263316 | 267242 | 290332 |
| 1.1 | Crops | 111557 | 100060 | 98984 | 98080 | 102625 |
| 1.2 | Livestock | 18380 | 31670 | 29197 | 30212 | 30537 |
| 1.3 | Forestry and Logging | 52737 | 72286 | 64133 | 66916 | 69722 |
| 1.4 | Fishing and Aquaculture | 81531 | 72364 | 71002 | 72035 | 87448 |
| 2. | Mining and Quarrying | 6528 | 6642 | 7408 | 7436 | 7460 |
| | Primary Sector | 270732 | 283022 | 270724 | 274678 | 297793 |
| 3. | Manufacturing | 2291742 | 2261738 | 2224691 | 2213510 | 2315889 |
| 4. | Electricity, Gas, Water Supply & Other Utility Services | 382401 | 430925 | 430370 | 535512 | 557708 |
| 5. | Construction | 180973 | 178757 | 167174 | 197261 | 245655 |
| | Secondary Sector | 2855117 | 2871420 | 2822235 | 2946283 | 3119252 |
| 6. | Trade, Repair, Hotels and Restaurants | 380558 | 388524 | 300524 | 366975 | 444106 |
| 6.1 | Trade & Repair Services | 340031 | 349311 | 280045 | 337369 | 403970 |
| 6.2 | Hotels & Restaurants | 40527 | 39213 | 20479 | 29606 | 40136 |
| 7. | Transport, Storage, Communication & Services related to Broadcasting | 151459 | 175403 | 142305 | 154606 | 176376 |
| 7.1 | Railways | 19050 | 17244 | 16619 | 27312 | 44885 |
| 7.2 | Transport by means other than Railways | 91897 | 113881 | 83253 | 81874 | 81707 |
| 7.2.1 | Road transport | 26516 | 26489 | 23778 | 21256 | 19454 |
| 7.2.2 | Water transport | 18052 | 16252 | 19557 | 18593 | 17616 |
| 7.2.3 | Air transport | 23940 | 42155 | 18729 | 21186 | 23840 |
| 7.2.4 | Services incidental to transport | 23389 | 28985 | 21189 | 20838 | 20796 |
| 7.3 | Storage | 323 | 372 | 310 | 358 | 424 |
| 7.4 | Communication & services related to broadcasting | 40188 | 43906 | 42123 | 45062 | 49360 |
| 8. | Financial services | 200795 | 198230 | 262258 | 196762 | 147623 |
| 9. | Real estate, ownership of dwelling & professional services | 394346 | 414380 | 398343 | 440989 | 486061 |
| 10. | Public administration | 379046 | 382361 | 386972 | 403483 | 436297 |
| 11. | Other services | 242618 | 255815 | 237170 | 271165 | 297045 |
| | Tertiary Sector | 1748821 | 1814713 | 1727571 | 1833979 | 1987508 |
| 12. | Total GSVA at basic prices | 4874671 | 4969154 | 4820530 | 5054940 | 5404553 |
| 13. | Taxes on Products | 451703 | 531762 | 461601 | 514372 | 601883 |
| 14. | Subsidies on products | 20073 | 19762 | 28767 | 35067 | 19762 |
| 15. | Gross State Domestic Product | 5306301 | 5481154 | 5253364 | 5534245 | 5986675 |
| 16. | Population ('00) | 15360 | 15450 | 15550 | 15630 | 15710 |
| | Per Capita GSDP (₹) | 345462 | 354767 | 337837 | 354078 | 381074 |

Source: Directorate of Planning, Statistics & Evaluation, Porvorim

ANNEXURE – 4

SECTORWISE % DISTRIBUTION OF GROSS STATE DOMESTIC PRODUCT (GSDP) AT MARKET PRICE BY INDUSTRY OF ORIGIN FROM PERIOD 2011-12 TO 2018-19, 2020-21 (F), 2021-22 (P) & 2022-23 (Q) AT CURRENT PRICES (₹ in Lakh) Base year 2011-12

| Sr. No. | Industry | 2018-19 | 2019-20 | 2020-21 | 2021-22 (P) | 2022-23 (Q) |
|---------|---|---------------|---------------|---------------|---------------|---------------|
| 1. | Agriculture, forestry and fishing | 6.91 | 7.51 | 7.63 | 6.87 | 6.31 |
| 1.1 | Crops | 3.12 | 2.92 | 3.00 | 2.66 | 2.40 |
| 1.2 | Livestock | 0.43 | 0.76 | 0.83 | 0.75 | 0.68 |
| 1.3 | Forestry and Logging | 1.02 | 1.40 | 1.20 | 1.11 | 0.55 |
| 1.4 | Fishing and Aquaculture | 2.35 | 2.43 | 2.61 | 2.34 | 2.68 |
| 2. | Mining and Quarrying | 0.16 | 0.12 | 0.20 | 0.11 | 0.10 |
| | Primary Sector | 7.06 | 7.64 | 7.83 | 6.98 | 6.41 |
| 3. | Manufacturing | 42.04 | 39.91 | 39.96 | 37.86 | 35.49 |
| 4. | Electricity, Gas, Water Supply & Other Utility Services | 8.60 | 9.59 | 9.98 | 12.01 | 12.11 |
| 5. | Construction | 3.61 | 3.38 | 3.23 | 3.85 | 4.37 |
| | Secondary Sector | 54.25 | 52.88 | 53.17 | 53.72 | 51.97 |
| 6. | Trade, Repair, Hotels and Restaurants | 8.80 | 8.89 | 7.30 | 8.27 | 9.36 |
| 6.1 | Trade & Repair Services | 7.86 | 7.99 | 6.81 | 7.61 | 8.52 |
| 6.2 | Hotels & Restaurants | 0.93 | 0.89 | 0.49 | 0.66 | 0.84 |
| 7. | Transport, Storage, Communication & Services related to Broadcasting | 3.67 | 4.01 | 3.59 | 3.85 | 4.49 |
| 7.1 | Railways | 0.40 | 0.42 | 0.48 | 0.63 | 0.83 |
| 7.2 | Transport by means other than Railways | 2.46 | 2.73 | 2.21 | 2.27 | 2.62 |
| 7.2.1 | Road transport | 0.92 | 0.87 | 0.72 | 0.91 | 1.20 |
| 7.2.2 | Water transport | 0.37 | 0.31 | 0.42 | 0.39 | 0.37 |
| 7.2.3 | Air transport | 0.49 | 0.81 | 0.40 | 0.44 | 0.50 |
| 7.2.4 | Services incidental to transport | 0.68 | 0.73 | 0.68 | 0.53 | 0.55 |
| 7.3 | Storage | 0.01 | 0.01 | 0.01 | 0.01 | 0.01 |
| 7.4 | Communication & services related to broadcasting | 0.80 | 0.85 | 0.90 | 0.95 | 1.03 |
| 8. | Financial services | 3.90 | 3.82 | 5.06 | 3.63 | 3.45 |
| 9. | Real estate, ownership of dwelling & professional services | 8.51 | 8.67 | 8.55 | 8.79 | 9.11 |
| 10. | Public administration | 8.29 | 8.31 | 8.88 | 8.73 | 8.97 |
| 11. | Other services | 5.52 | 5.78 | 5.62 | 6.03 | 6.25 |
| | Tertiary Sector | 38.68 | 39.48 | 39.00 | 39.30 | 41.62 |
| 12. | Total GSVA at basic prices | 100.00 | 100.00 | 100.00 | 100.00 | 100.00 |

Source: Directorate of Planning, Statistics & Evaluation, Porvorim

ANNEXURE – 5

SECTORWISE % DISTRIBUTION OF GROSS STATE DOMESTIC PRODUCT (GSDP) AT MARKET PRICE BY INDUSTRY OF ORIGIN FROM PERIOD 2011-12 TO 2019-20, 2020-21 (F), 2021-22 (P), 2022-23 (Q), 2023-24 (A) & 2024-25 (Proj) AT CONSTANT PRICES (₹ in Lakh) Base year 2011-12

| Sr. No. | Industry | 2018-19 | 2019-20 | 2020-21 | 2021-22 (P) | 2022-23 (Q) |
|---------|---|---------------|---------------|---------------|---------------|---------------|
| 1. | Agriculture, forestry and fishing | 5.42 | 5.56 | 5.46 | 5.29 | 5.37 |
| 1.1 | Crops | 2.29 | 2.01 | 2.05 | 1.94 | 1.90 |
| 1.2 | Livestock | 0.38 | 0.64 | 0.61 | 0.60 | 0.57 |
| 1.3 | Forestry and Logging | 1.08 | 1.45 | 1.33 | 1.32 | 1.29 |
| 1.4 | Fishing and Aquaculture | 1.67 | 1.46 | 1.47 | 1.43 | 1.62 |
| 2. | Mining and Quarrying | 0.13 | 0.13 | 0.15 | 0.15 | 0.14 |
| | Primary Sector | 5.55 | 5.70 | 5.62 | 5.43 | 5.51 |
| 3. | Manufacturing | 47.01 | 45.52 | 46.15 | 43.79 | 42.85 |
| 4. | Electricity, Gas, Water Supply & Other Utility Services | 7.84 | 8.67 | 8.93 | 10.59 | 10.32 |
| 5. | Construction | 3.71 | 3.60 | 3.47 | 3.90 | 4.55 |
| | Secondary Sector | 58.57 | 57.78 | 58.55 | 58.29 | 57.72 |
| 6. | Trade, Repair, Hotels and Restaurants | 7.81 | 7.82 | 6.23 | 7.26 | 8.22 |
| 6.1 | Trade & Repair Services | 6.98 | 7.03 | 5.81 | 6.67 | 7.47 |
| 6.2 | Hotels & Restaurants | 0.83 | 0.79 | 0.42 | 0.59 | 0.74 |
| 7. | Transport, Storage, Communication & Services related to Broadcasting | 3.11 | 3.53 | 2.95 | 3.06 | 3.26 |
| 7.1 | Railways | 0.39 | 0.35 | 0.34 | 0.54 | 0.83 |
| 7.2 | Transport by means other than Railways | 1.89 | 2.29 | 1.73 | 1.62 | 1.51 |
| 7.2.1 | Road transport | 0.54 | 0.53 | 0.49 | 0.42 | 0.36 |
| 7.2.2 | Water transport | 0.37 | 0.33 | 0.41 | 0.37 | 0.33 |
| 7.2.3 | Air transport | 0.49 | 0.85 | 0.39 | 0.42 | 0.44 |
| 7.2.4 | Services incidental to transport | 0.48 | 0.58 | 0.44 | 0.41 | 0.38 |
| 7.3 | Storage | 0.01 | 0.01 | 0.01 | 0.01 | 0.01 |
| 7.4 | Communication & services related to broadcasting | 0.82 | 0.88 | 0.87 | 0.89 | 0.91 |
| 8. | Financial services | 4.12 | 3.99 | 5.44 | 3.89 | 2.73 |
| 9. | Real estate, ownership of dwelling & professional services | 8.09 | 8.34 | 8.26 | 8.72 | 8.99 |
| 10. | Public administration | 7.78 | 7.69 | 8.03 | 7.98 | 8.07 |
| 11. | Other services | 4.98 | 5.15 | 4.92 | 5.36 | 5.50 |
| | Tertiary Sector | 35.88 | 36.52 | 35.84 | 36.28 | 36.77 |
| 12. | Total GSVA at basic prices | 100.00 | 100.00 | 100.00 | 100.00 | 100.00 |

Source: Directorate of Planning, Statistics & Evaluation, Porvorim

ANNEXURE – 6

% GROWTH OVER THE PREVIOUS YEAR GROSS STATE DOMESTIC PRODUCT (GSDP) AT MARKET PRICE BY INDUSTRY OF ORIGIN FROM PERIOD 2011-12 TO 2018-19, 2020-21 (F), 2021-22 (P) & 2022-23 (Q) AT CURRENT PRICES (₹ in Lakh) Base year 2011-12

| Sr. No. | Industry | 2018-19 | 2019-20 | 2020-21 | 2021-22 (P) | 2022-23 (Q) |
|---------|---|---------------|---------------|---------------|---------------|--------------|
| 1. | Agriculture, forestry and fishing | 1.00 | 14.58 | 2.18 | 1.12 | 2.60 |
| 1.1 | Crops | -6.70 | -1.23 | 3.10 | -0.32 | 0.82 |
| 1.2 | Livestock | -3.61 | 88.14 | 9.85 | 1.54 | 1.19 |
| 1.3 | Forestry and Logging | 42.49 | 45.20 | -14.23 | 4.64 | -44.94 |
| 1.4 | Fishing and Aquaculture | 0.21 | 8.92 | 8.14 | 1.02 | 27.63 |
| 2. | Mining and Quarrying | -89.99 | -16.33 | 59.30 | -36.55 | 3.70 |
| | Primary Sector | -15.97 | 13.90 | 3.11 | 0.17 | 2.61 |
| 3. | Manufacturing | 6.03 | -0.01 | 0.71 | 6.51 | 4.67 |
| 4. | Electricity, Gas, Water Supply & Other Utility Services | 19.30 | 17.41 | 4.76 | 35.22 | 12.62 |
| 5. | Construction | 4.27 | -1.29 | -4.05 | 34.09 | 26.74 |
| | Secondary Sector | 7.81 | 2.67 | 1.14 | 13.57 | 8.03 |
| 6. | Trade, Repair, Hotels and Restaurants | 21.41 | 6.39 | -17.38 | 27.40 | 26.37 |
| 6.1 | Trade & Repair Services | 22.16 | 7.06 | -14.35 | 25.69 | 25.05 |
| 6.2 | Hotels & Restaurants | 15.42 | 0.78 | -44.46 | 51.08 | 41.57 |
| 7. | Transport, Storage, Communication & Services related to Broadcasting | -7.06 | 15.20 | -9.80 | 20.48 | 30.00 |
| 7.1 | Railways | 6.42 | 10.22 | 15.50 | 46.95 | 46.95 |
| 7.2 | Transport by means other than Railways | -12.50 | 17.22 | -18.75 | 15.48 | 28.90 |
| 7.2.1 | Road transport | 21.10 | -0.17 | -17.35 | 42.27 | 47.99 |
| 7.2.2 | Water transport | -14.02 | -9.77 | 33.45 | 5.44 | 5.02 |
| 7.2.3 | Air transport | -43.88 | 76.47 | -50.73 | 25.46 | 24.73 |
| 7.2.4 | Services incidental to transport | -9.60 | 13.07 | -7.29 | -12.66 | 17.16 |
| 7.3 | Storage | 48.31 | 19.07 | -9.65 | 26.15 | 29.00 |
| 7.4 | Communication & services related to broadcasting | 6.08 | 11.45 | 6.53 | 18.58 | 21.42 |
| 8. | Financial services | -8.20 | 3.25 | 33.08 | -19.37 | 6.07 |
| 9. | Real estate, ownership of dwelling & professional services | 2.20 | 7.27 | -0.76 | 15.59 | 15.70 |
| 10. | Public administration | 4.02 | 5.52 | 7.52 | 10.48 | 14.75 |
| 11. | Other services | 11.95 | 10.43 | -2.25 | 20.53 | 15.73 |
| | Tertiary Sector | 5.50 | 7.49 | -0.62 | 13.26 | 18.25 |
| 12. | Total GSVA at basic prices | 4.83 | 5.33 | 0.60 | 12.40 | 11.67 |
| 13. | Taxes on Products | -5.68 | -3.24 | -15.33 | 28.08 | 2.32 |
| 14. | Subsidies on products | 0.85 | 1.72 | 50.95 | 31.48 | -49.61 |
| 15. | Gross State Domestic Product (At Current Prices) | 3.61 | 4.42 | -1.17 | 13.63 | 11.16 |
| 16. | Population ('00) | | | | | |
| 17. | Per Capita GSDP (₹) | 3.00 | 3.82 | -1.80 | 13.05 | 10.60 |

Source: Directorate of Planning, Statistics & Evaluation, Porvorim

ANNEXURE – 7

% GROWTH OVER THE PREVIOUS YEAR GROSS STATE DOMESTIC PRODUCT (GSDP) AT MARKET PRICE BY INDUSTRY OF ORIGIN FROM PERIOD 2011-12 TO 2019-20, 2020-21 (F), 2021-22 (P), 2022-23 (Q), 2023-24 (A) & 2024-25 (Proj) AT CONSTANT PRICES (₹ in Lakh) Base year 2011-12

| Sr. No. | Industry | 2018-19 | 2019-20 | 2020-21 | 2021-22 (P) | 2022-23(Q) |
|---------|---|---------------|--------------|---------------|---------------|---------------|
| 1. | Agriculture, forestry and fishing | 5.77 | 4.61 | -4.73 | 1.49 | 8.64 |
| 1.1 | Crops | 1.73 | -10.31 | -1.07 | -0.91 | 4.63 |
| 1.2 | Livestock | 0.44 | 72.31 | -7.81 | 3.48 | 1.08 |
| 1.3 | Forestry and Logging | 48.36 | 37.07 | -11.28 | 4.34 | 4.19 |
| 1.4 | Fishing and Aquaculture | -5.52 | -11.24 | -1.88 | 1.45 | 21.40 |
| 2. | Mining and Quarrying | -95.62 | 1.74 | 11.54 | 0.38 | 0.33 |
| | Primary Sector | -32.11 | 4.54 | -4.35 | 1.46 | 8.42 |
| 3. | Manufacturing | 3.71 | -1.31 | -1.64 | -0.50 | 4.63 |
| 4. | Electricity, Gas, Water Supply & Other Utility Services | 18.91 | 12.69 | -0.13 | 24.43 | 4.14 |
| 5. | Construction | -1.70 | -1.22 | -6.48 | 18.00 | 24.53 |
| | Secondary Sector | 5.14 | 0.57 | -1.71 | 4.40 | 5.87 |
| 6. | Trade, Repair, Hotels and Restaurants | 29.52 | 2.09 | -22.65 | 22.11 | 21.02 |
| 6.1 | Trade & Repair Services | 30.31 | 2.73 | -19.83 | 20.47 | 19.74 |
| 6.2 | Hotels & Restaurants | 23.26 | -3.24 | -47.77 | 44.57 | 35.57 |
| 7. | Transport, Storage, Communication & Services related to Broadcasting | -15.98 | 15.81 | -18.87 | 8.64 | 14.08 |
| 7.1 | Railways | 4.12 | -9.48 | -3.62 | 64.34 | 64.34 |
| 7.2 | Transport by means other than Railways | -25.13 | 23.92 | -26.89 | -1.66 | -0.20 |
| 7.2.1 | Road transport | 3.05 | -0.10 | -10.24 | -10.60 | -8.48 |
| 7.2.2 | Water transport | -16.79 | -9.97 | 20.34 | -4.93 | -5.26 |
| 7.2.3 | Air transport | -45.69 | 76.08 | -55.57 | 13.12 | 12.53 |
| 7.2.4 | Services incidental to transport | -25.13 | 23.92 | -26.89 | -1.66 | -0.20 |
| 7.3 | Storage | 46.84 | 14.94 | -16.50 | 15.29 | 18.50 |
| 7.4 | Communication & services related to broadcasting | 3.04 | 9.25 | -4.06 | 6.98 | 9.54 |
| 8. | Financial services | -15.13 | -1.28 | 32.30 | -24.97 | -24.97 |
| 9. | Real estate, ownership of dwelling & professional services | -1.49 | 5.08 | -3.87 | 10.71 | 10.22 |
| 10. | Public administration | 1.68 | 0.87 | 1.21 | 4.27 | 8.13 |
| 11. | Other services | 6.28 | 5.44 | -7.29 | 14.33 | 9.54 |
| | Tertiary Sector | 2.15 | 3.77 | -4.80 | 6.16 | 8.37 |
| 12. | Total GSVA at basic prices | 1.00 | 1.94 | -2.99 | 4.86 | 6.92 |
| 13. | Taxes on Products | -1.72 | 17.72 | -13.19 | 11.43 | 17.01 |
| 14. | Subsidies on products | -2.83 | -1.55 | 45.57 | 21.90 | -43.65 |
| 15. | Gross State Domestic Product | 0.78 | 3.30 | -4.16 | 5.35 | 8.18 |
| 16. | Population ('00) | | | | | |
| 17. | Per Capita GSDP (₹) | 0.19 | 2.69 | -4.77 | 4.81 | 7.62 |

Source : Directorate of Planning, Statistics & Evaluation, Porvorim

ANNEXURE – 8

NET STATE DOMESTIC PRODUCT (NSDP) AT MARKET PRICE BY INDUSTRY OF ORIGIN FROM PERIOD TO 2011-12 TO 2019-20, 2020-21 (F), 2021-22 (P), 2022-23 (Q), 2023-24 (A) & 2024-25 (Proj) AT CURRENT PRICES (₹ in Lakh) Base year 2011-12

| Sr. No. | Industry | 2018-19 | 2019-20 | 2020-21 | 2021-22 (P) | 2022-23(Q) |
|---------|---|----------------|----------------|----------------|----------------|----------------|
| 1. | Agriculture, forestry and fishing | 419401 | 481928 | 491348 | 493841 | 507516 |
| 1.1 | Crops | 186868 | 183501 | 188464 | 186013 | 187686 |
| 1.2 | Livestock | 27201 | 51264 | 56322 | 57130 | 57818 |
| 1.3 | Forestry and Logging | 64909 | 94281 | 81352 | 85122 | 46756 |
| 1.4 | Fishing and Aquaculture | 140424 | 152881 | 165211 | 165576 | 215255 |
| 2. | Mining and Quarrying | 8524 | 6959 | 10593 | 7096 | 7413 |
| | Primary Sector | 427925 | 488887 | 501941 | 500937 | 514928 |
| 3. | Manufacturing | 2559577 | 2531180 | 2547506 | 2700143 | 2835700 |
| 4. | Electricity, Gas, Water Supply & Other Utility Services | 376698 | 451577 | 457991 | 620861 | 737181 |
| 5. | Construction | 217266 | 212340 | 201094 | 271999 | 351023 |
| | Secondary Sector | 3153540 | 3195096 | 3206592 | 3593003 | 3923904 |
| 6. | Trade, Repair, Hotels and Restaurants | 541136 | 574760 | 466075 | 596319 | 763730 |
| 6.1 | Trade & Repair Services | 485518 | 519075 | 438626 | 552920 | 699160 |
| 6.2 | Hotels & Restaurants | 55618 | 55685 | 27449 | 43399 | 64570 |
| 7. | Transport, Storage, Communication & Services related to Broadcasting | 173311 | 190791 | 155822 | 197357 | 286049 |
| 7.1 | Railways | 20683 | 23039 | 26194 | 40608 | 63228 |
| 7.2 | Transport by means other than Railways | 118747 | 129794 | 88949 | 107005 | 157307 |
| 7.2.1 | Road transport | 41234 | 38252 | 26837 | 45428 | 78882 |
| 7.2.2 | Water transport | 18285 | 16575 | 21713 | 24033 | 25535 |
| 7.2.3 | Air transport | 22076 | 33622 | 3539 | 4681 | 13114 |
| 7.2.4 | Services incidental to transport | 37153 | 41346 | 36860 | 32863 | 39777 |
| 7.3 | Storage | 402 | 476 | 425 | 529 | 702 |
| 7.4 | Communication & services related to broadcasting | 33480 | 37482 | 40254 | 49215 | 64812 |
| 8. | Financial services | 245642 | 253627 | 336414 | 271049 | 287960 |
| 9. | Real estate, ownership of dwelling & professional services | 446343 | 473682 | 458016 | 527250 | 633183 |
| 10. | Public administration | 440970 | 468666 | 502340 | 554158 | 652887 |
| 11. | Other services | 336298 | 372172 | 361357 | 436405 | 509120 |
| | Tertiary Sector | 2183700 | 2333698 | 2280025 | 2582537 | 3132930 |
| 12. | Total NSVA at basic prices | 5765166 | 6017681 | 5988558 | 6676478 | 7571762 |
| 13. | Taxes on Products | 769635 | 744722 | 630557 | 807601 | 826359 |
| 14. | Subsidies on products | 26528 | 26985 | 40735 | 53557 | 26985 |
| 15. | Net State Domestic Product | 6508273 | 6735418 | 6578380 | 7430522 | 8371136 |
| 16. | Population ('00) | 15360 | 15450 | 15550 | 15630 | 15710 |
| 17. | Per Capita NSDP (₹) | 423716 | 435949 | 423047 | 475401 | 532854 |

Source: Directorate of Planning, Statistics & Evaluation, Porvorim

ANNEXURE – 9

NET STATE DOMESTIC PRODUCT (NSDP) AT MARKET PRICE BY INDUSTRY OF ORIGIN FROM
PERIOD 2011-12 TO 2019-20, 2020-21 (F), 2021-22 (P), 2022-23 (Q), 2023-24 (A) & 2024-25 (Proj) AT
CONSTANT PRICES (₹ in Lakh) Base year 2011-12

| Sr. No. | Industry | 2018-19 | 2019-20 | 2020-21 | 2021-22 (P) | 2022-23(Q) |
|---------|---|----------------|----------------|----------------|----------------|----------------|
| 1. | Agriculture, forestry and fishing | 244639 | 255683 | 242127 | 244958 | 268048 |
| 1.1 | Crops | 102020 | 90284 | 88936 | 87477 | 92022 |
| 1.2 | Livestock | 18136 | 31280 | 28786 | 29806 | 30131 |
| 1.3 | Forestry and Logging | 52275 | 71646 | 63963 | 66757 | 69563 |
| 1.4 | Fishing and Aquaculture | 72208 | 62473 | 60442 | 60919 | 76332 |
| 2. | Mining and Quarrying | 5298 | 5514 | 5308 | 6429 | 6453 |
| | Primary Sector | 249936 | 261197 | 247435 | 251387 | 274502 |
| 3. | Manufacturing | 2165206 | 2113884 | 2076334 | 2059657 | 2162036 |
| 4. | Electricity, Gas, Water Supply & Other Utility Services | 232297 | 263551 | 246697 | 306380 | 328576 |
| 5. | Construction | 166749 | 162788 | 149408 | 176765 | 225159 |
| | Secondary Sector | 2564253 | 2540223 | 2472439 | 2542802 | 2715771 |
| 6. | Trade, Repair, Hotels and Restaurants | 359702 | 365814 | 275359 | 339560 | 416691 |
| 6.1 | Trade & Repair Services | 322882 | 330590 | 259757 | 315286 | 381887 |
| 6.2 | Hotels & Restaurants | 36820 | 35224 | 15602 | 24274 | 34804 |
| 7. | Transport, Storage, Communication & Services related to Broadcasting | 98237 | 108670 | 71736 | 80738 | 102508 |
| 7.1 | Railways | 15013 | 13081 | 11612 | 21895 | 39468 |
| 7.2 | Transport by means other than Railways | 57718 | 67601 | 34657 | 31708 | 31541 |
| 7.2.1 | Road transport | 10547 | 8876 | 6331 | 3185 | 1383 |
| 7.2.2 | Water transport | 13414 | 12342 | 14318 | 14160 | 13183 |
| 7.2.3 | Air transport | 15985 | 24158 | 132 | -950 | 1704 |
| 7.2.4 | Services incidental to transport | 17772 | 22225 | 13876 | 15312 | 15270 |
| 7.3 | Storage | 292 | 333 | 272 | 310 | 376 |
| 7.4 | Communication & services related to broadcasting | 25213 | 27655 | 25195 | 26825 | 31123 |
| 8. | Financial services | 196102 | 193465 | 255087 | 191121 | 141982 |
| 9. | Real estate, ownership of dwelling & professional services | 315609 | 326926 | 303745 | 336389 | 381461 |
| 10. | Public administration | 299851 | 303015 | 302115 | 316493 | 349307 |
| 11. | Other services | 227133 | 239575 | 219686 | 252352 | 278232 |
| | Tertiary Sector | 1496633 | 1537465 | 1427727 | 1516652 | 1670181 |
| 12. | Total NSVA at basic prices | 4310823 | 4338884 | 4147601 | 4310841 | 4660454 |
| 13. | Taxes on Products | 451703 | 531762 | 461601 | 514372 | 601883 |
| 14. | Subsidies on products | 20073 | 19762 | 28767 | 35067 | 19762 |
| 15. | Net State Domestic Product | 4742453 | 4850884 | 4580435 | 4790146 | 5242576 |
| 16. | Population ('00) | 15360 | 15450 | 15550 | 15630 | 15710 |
| 17. | Per Capita NSDP (₹) | 308753 | 313973 | 294562 | 306471 | 333709 |

Source: Directorate of Planning, Statistics & Evaluation, Porvorim

ANNEXURE – 10

SECTOR-WISE % DISTRIBUTION OF NET STATE DOMESTIC PRODUCT (NSDP) AT MARKET PRICE BY INDUSTRY OF ORIGIN FROM PERIOD 2011-12 TO 2019-20, 2020-21 (F), 2021-22 (P), 2022-23 (Q), 2023-24 (A) & 2024-25 (Proj) AT CURRENT PRICES (₹ in Lakh) Base year 2011-12

| Sr. No. | Industry | 2018-19 | 2019-20 | 2020-21 | 2021-22 (P) | 2022-23(Q) |
|---------|---|---------------|---------------|---------------|---------------|---------------|
| 1. | Agriculture, forestry and fishing | 7.27 | 8.01 | 8.20 | 7.40 | 6.70 |
| 1.1 | Crops | 3.24 | 3.05 | 3.15 | 2.79 | 2.48 |
| 1.2 | Livestock | 0.47 | 0.85 | 0.94 | 0.86 | 0.76 |
| 1.3 | Forestry and Logging | 1.13 | 1.57 | 1.36 | 1.27 | 0.62 |
| 1.4 | Fishing and Aquaculture | 2.44 | 2.54 | 2.76 | 2.48 | 2.84 |
| 2. | Mining and Quarrying | 0.15 | 0.12 | 0.18 | 0.11 | 0.10 |
| | Primary Sector | 7.42 | 8.12 | 8.38 | 7.50 | 6.80 |
| 3. | Manufacturing | 44.40 | 42.06 | 42.54 | 40.44 | 37.45 |
| 4. | Electricity, Gas, Water Supply & Other Utility Services | 6.53 | 7.50 | 7.65 | 9.30 | 9.74 |
| 5. | Construction | 3.77 | 3.53 | 3.36 | 4.07 | 4.64 |
| | Secondary Sector | 54.70 | 53.10 | 53.55 | 53.82 | 51.82 |
| 6. | Trade, Repair, Hotels and Restaurants | 9.39 | 9.55 | 7.78 | 8.93 | 10.09 |
| 6.1 | Trade & Repair Services | 8.42 | 8.63 | 7.32 | 8.28 | 9.23 |
| 6.2 | Hotels & Restaurants | 0.96 | 0.93 | 0.46 | 0.65 | 0.85 |
| 7. | Transport, Storage, Communication & Services related to Broadcasting | 3.01 | 3.17 | 2.60 | 2.96 | 3.78 |
| 7.1 | Railways | 0.36 | 0.38 | 0.44 | 0.61 | 0.84 |
| 7.2 | Transport by means other than Railways | 2.06 | 2.16 | 1.49 | 1.60 | 2.08 |
| 7.2.1 | Road transport | 0.72 | 0.64 | 0.45 | 0.68 | 1.04 |
| 7.2.2 | Water transport | 0.32 | 0.28 | 0.36 | 0.36 | 0.34 |
| 7.2.3 | Air transport | 0.38 | 0.56 | 0.06 | 0.07 | 0.17 |
| 7.2.4 | Services incidental to transport | 0.64 | 0.69 | 0.62 | 0.49 | 0.53 |
| 7.3 | Storage | 0.01 | 0.01 | 0.01 | 0.01 | 0.01 |
| 7.4 | Communication & services related to broadcasting | 0.58 | 0.62 | 0.67 | 0.74 | 0.86 |
| 8. | Financial services | 4.26 | 4.21 | 5.62 | 4.06 | 3.80 |
| 9. | Real estate, ownership of dwelling & professional services | 7.74 | 7.87 | 7.65 | 7.90 | 8.36 |
| 10. | Public administration | 7.65 | 7.79 | 8.39 | 8.30 | 8.62 |
| 11. | Other services | 5.83 | 6.18 | 6.03 | 6.54 | 6.72 |
| | Tertiary Sector | 37.88 | 38.78 | 38.07 | 38.68 | 41.38 |
| 12. | Total NSVA at basic prices | 100.00 | 100.00 | 100.00 | 100.00 | 100.00 |

Source: Directorate of Planning, Statistics & Evaluation, Porvorim

ANNEXURE – 11

SECTORWISE % DISTRIBUTION OF NET STATE DOMESTIC PRODUCT (NSDP) AT MARKET PRICE BY INDUSTRY OF ORIGIN FROM PERIOD 2011-12 TO 2019-20, 2020-21 (F), 2021-22 (P), 2022-23 (Q), 2023-24 (A) & 2024-25 (Proj) AT CONSTANT PRICES (₹ in Lakh) Base year 2011-12

| Sr. No. | Industry | 2018-19 | 2019-20 | 2020-21 | 2021-22 (P) | 2022-23(Q) |
|---------|---|---------------|---------------|---------------|---------------|---------------|
| 1. | Agriculture, forestry and fishing | 5.67 | 5.89 | 5.84 | 5.68 | 5.75 |
| 1.1 | Crops | 2.37 | 2.08 | 2.14 | 2.03 | 1.97 |
| 1.2 | Livestock | 0.42 | 0.72 | 0.69 | 0.69 | 0.65 |
| 1.3 | Forestry and Logging | 1.21 | 1.65 | 1.54 | 1.55 | 1.49 |
| 1.4 | Fishing and Aquaculture | 1.68 | 1.44 | 1.46 | 1.41 | 1.64 |
| 2. | Mining and Quarrying | 0.12 | 0.13 | 0.13 | 0.15 | 0.14 |
| | Primary Sector | 5.80 | 6.02 | 5.97 | 5.83 | 5.89 |
| 3. | Manufacturing | 50.23 | 48.72 | 50.06 | 47.78 | 46.39 |
| 4. | Electricity, Gas, Water Supply & Other Utility Services | 5.39 | 6.07 | 5.95 | 7.11 | 7.05 |
| 5. | Construction | 3.87 | 3.75 | 3.60 | 4.10 | 4.83 |
| | Secondary Sector | 59.48 | 58.55 | 59.61 | 58.99 | 58.27 |
| 6. | Trade, Repair, Hotels and Restaurants | 8.34 | 8.43 | 6.64 | 7.88 | 8.94 |
| 6.1 | Trade & Repair Services | 7.49 | 7.62 | 6.26 | 7.31 | 8.19 |
| 6.2 | Hotels & Restaurants | 0.85 | 0.81 | 0.38 | 0.56 | 0.75 |
| 7. | Transport, Storage, Communication & Services related to Broadcasting | 2.28 | 2.50 | 1.73 | 1.87 | 2.20 |
| 7.1 | Railways | 0.35 | 0.30 | 0.28 | 0.51 | 0.85 |
| 7.2 | Transport by means other than Railways | 1.34 | 1.56 | 0.84 | 0.74 | 0.68 |
| 7.2.1 | Road transport | 0.24 | 0.20 | 0.15 | 0.07 | 0.03 |
| 7.2.2 | Water transport | 0.31 | 0.28 | 0.35 | 0.33 | 0.28 |
| 7.2.3 | Air transport | 0.37 | 0.56 | 0.00 | -0.02 | 0.04 |
| 7.2.4 | Services incidental to transport | 0.41 | 0.51 | 0.33 | 0.36 | 0.33 |
| 7.3 | Storage | 0.01 | 0.01 | 0.01 | 0.01 | 0.01 |
| 7.4 | Communication & services related to broadcasting | 0.58 | 0.64 | 0.61 | 0.62 | 0.67 |
| 8. | Financial services | 4.55 | 4.46 | 6.15 | 4.43 | 3.05 |
| 9. | Real estate, ownership of dwelling & professional services | 7.32 | 7.53 | 7.32 | 7.80 | 8.19 |
| 10. | Public administration | 6.96 | 6.98 | 7.28 | 7.34 | 7.50 |
| 11. | Other services | 5.27 | 5.52 | 5.30 | 5.85 | 5.97 |
| | Tertiary Sector | 34.72 | 35.43 | 34.42 | 35.18 | 35.84 |
| 12. | Total NSVA at basic prices | 100.00 | 100.00 | 100.00 | 100.00 | 100.00 |

Source: Directorate of Planning, Statistics & Evaluation, Porvorim

ANNEXURE – 12

% GROWTH OVER THE PREVIOUS YEAR NET STATE DOMESTIC PRODUCT (NSDP) AT MARKET PRICE BY INDUSTRY OF ORIGIN FROM PERIOD 2011-12 TO 2019-20, 2020-21 (F), 2021-22 (P), 2022-23 (Q), 2023-24 (A) & 2024-25 (Proj) AT CURRENT PRICES (₹ in Lakh) Base year 2011-12

| Sr. No. | Industry | 2018-19 | 2019-20 | 2020-21 | 2021-22 (P) | 2022-23(Q) |
|---------|---|---------------|---------------|---------------|---------------|--------------|
| 1. | Agriculture, forestry and fishing | 0.98 | 14.91 | 1.95 | 0.51 | 2.77 |
| 1.1 | Crops | -7.36 | -1.80 | 2.70 | -1.30 | 0.90 |
| 1.2 | Livestock | -3.67 | 88.47 | 9.87 | 1.43 | 1.20 |
| 1.3 | Forestry and Logging | 42.36 | 45.25 | -13.71 | 4.63 | -45.07 |
| 1.4 | Fishing and Aquaculture | 0.44 | 8.87 | 8.06 | 0.22 | 30.00 |
| 2. | Mining and Quarrying | -90.01 | -18.36 | 52.21 | -33.01 | 4.45 |
| | Primary Sector | -14.54 | 14.25 | 2.67 | -0.20 | 2.79 |
| 3. | Manufacturing | 5.78 | -1.11 | 0.65 | 5.99 | 5.02 |
| 4. | Electricity, Gas, Water Supply & Other Utility Services | 17.49 | 19.88 | 1.42 | 35.56 | 18.74 |
| 5. | Construction | 3.55 | -2.27 | -5.30 | 35.26 | 29.05 |
| | Secondary Sector | 6.90 | 1.32 | 0.36 | 12.05 | 9.21 |
| 6. | Trade, Repair, Hotels and Restaurants | 26.26 | 6.21 | -18.91 | 27.94 | 28.07 |
| 6.1 | Trade & Repair Services | 27.31 | 6.91 | -15.50 | 26.06 | 26.45 |
| 6.2 | Hotels & Restaurants | 17.77 | 0.12 | -50.71 | 58.11 | 48.78 |
| 7. | Transport, Storage, Communication & Services related to Broadcasting | -10.95 | 10.09 | -18.33 | 26.65 | 44.94 |
| 7.1 | Railways | 5.25 | 11.39 | 13.69 | 55.03 | 55.70 |
| 7.2 | Transport by means other than Railways | -15.71 | 9.30 | -31.47 | 20.30 | 47.01 |
| 7.2.1 | Road transport | 26.22 | -7.23 | -29.84 | 69.27 | 73.64 |
| 7.2.2 | Water transport | -6.79 | -9.35 | 31.00 | 10.69 | 6.25 |
| 7.2.3 | Air transport | -52.81 | 52.30 | -89.47 | 32.28 | 180.12 |
| 7.2.4 | Services incidental to transport | -11.14 | 11.29 | -10.85 | -10.84 | 21.04 |
| 7.3 | Storage | 60.59 | 18.43 | -10.64 | 24.46 | 32.78 |
| 7.4 | Communication & services related to broadcasting | -1.07 | 11.95 | 7.40 | 22.26 | 31.69 |
| 8. | Financial services | -8.31 | 3.25 | 32.64 | -19.43 | 6.24 |
| 9. | Real estate, ownership of dwelling & professional services | 2.13 | 6.13 | -3.31 | 15.12 | 20.09 |
| 10. | Public administration | 4.74 | 6.28 | 7.19 | 10.32 | 17.82 |
| 11. | Other services | 12.98 | 10.67 | -2.91 | 20.77 | 16.66 |
| | Tertiary Sector | 6.69 | 6.87 | -2.30 | 13.27 | 21.31 |
| 12. | Total NSVA at basic prices | 4.87 | 4.38 | -0.48 | 11.49 | 13.41 |
| 13. | Taxes on Products | -5.68 | -3.24 | -15.33 | 28.08 | 2.32 |
| 14. | Subsidies on products | 0.85 | 1.72 | 50.95 | 31.48 | -49.61 |
| 15. | Net State Domestic Product | 3.52 | 3.49 | -2.33 | 12.95 | 12.66 |
| 16. | Population ('00) | | | | | |
| 17. | Per Capita NSDP (₹) | 2.91 | 2.89 | -2.96 | 12.38 | 12.09 |

Source: Directorate of Planning, Statistics & Evaluation, Porvorim

ANNEXURE – 13

% GROWTH OVER THE PREVIOUS YEAR NET STATE DOMESTIC PRODUCT (NSDP) AT MARKET PRICE BY INDUSTRY OF ORIGIN FROM PERIOD 2011-12 TO 2019-20, 2020-21 (F), 2021-22 (P), 2022-23 (Q), 2023-24 (A) & 2024-25 (Proj) AT CONSTANT PRICES (₹ in Lakh) Base year 2011-12

| Sr. No. | Industry | 2018-19 | 2019-20 | 2020-21 | 2021-22 (P) | 2022-23(Q) |
|---------|---|---------------|--------------|---------------|---------------|---------------|
| 1. | Agriculture, forestry and fishing | 6.41 | 4.51 | -5.30 | 1.17 | 9.43 |
| 1.1 | Crops | 1.88 | -11.50 | -1.49 | -1.64 | 5.20 |
| 1.2 | Livestock | 0.51 | 72.47 | -7.97 | 3.54 | 1.09 |
| 1.3 | Forestry and Logging | 48.36 | 37.06 | -10.72 | 4.37 | 4.20 |
| 1.4 | Fishing and Aquaculture | -5.58 | -13.48 | -3.25 | 0.79 | 25.30 |
| 2. | Mining and Quarrying | -96.12 | 4.07 | -3.73 | 21.12 | 0.38 |
| | Primary Sector | -31.77 | 4.51 | -5.27 | 1.60 | 9.19 |
| 3. | Manufacturing | 3.53 | -2.37 | -1.78 | -0.80 | 4.97 |
| 4. | Electricity, Gas, Water Supply & Other Utility Services | 18.57 | 13.45 | -6.40 | 24.19 | 7.24 |
| 5. | Construction | -2.74 | -2.38 | -8.22 | 18.31 | 27.38 |
| | Secondary Sector | 4.29 | -0.94 | -2.67 | 2.85 | 6.80 |
| 6. | Trade, Repair, Hotels and Restaurants | 37.66 | 1.70 | -24.73 | 23.32 | 22.71 |
| 6.1 | Trade & Repair Services | 38.82 | 2.39 | -21.43 | 21.38 | 21.12 |
| 6.2 | Hotels & Restaurants | 28.32 | -4.33 | -55.71 | 55.58 | 43.38 |
| 7. | Transport, Storage, Communication & Services related to Broadcasting | -23.53 | 10.62 | -33.99 | 12.55 | 26.96 |
| 7.1 | Railways | 3.41 | -12.87 | -11.23 | 88.55 | 80.26 |
| 7.2 | Transport by means other than Railways | -33.94 | 17.12 | -48.73 | -8.51 | -0.53 |
| 7.2.1 | Road transport | -4.80 | -15.84 | -28.68 | -49.68 | -56.57 |
| 7.2.2 | Water transport | -8.84 | -7.99 | 16.01 | -1.10 | -6.90 |
| 7.2.3 | Air transport | -55.82 | 51.13 | -99.45 | 820.58 | 279.41 |
| 7.2.4 | Services incidental to transport | -30.02 | 25.05 | -37.56 | 10.35 | -0.28 |
| 7.3 | Storage | 62.23 | 13.79 | -18.13 | 13.75 | 21.36 |
| 7.4 | Communication & services related to broadcasting | -4.47 | 9.68 | -8.90 | 6.47 | 16.02 |
| 8. | Financial services | -15.31 | -1.34 | 31.85 | -25.08 | -25.71 |
| 9. | Real estate, ownership of dwelling & professional services | -1.27 | 3.59 | -7.09 | 10.75 | 13.40 |
| 10. | Public administration | 2.96 | 1.06 | -0.30 | 4.76 | 10.37 |
| 11. | Other services | 7.46 | 5.48 | -8.30 | 14.87 | 10.26 |
| | Tertiary Sector | 3.67 | 2.73 | -7.14 | 6.23 | 10.12 |
| 12. | Total NSVA at basic prices | 0.99 | 0.65 | -4.41 | 3.94 | 8.11 |
| 13. | Taxes on Products | -1.72 | 17.72 | -13.19 | 11.43 | 17.01 |
| 14. | Subsidies on products | -2.83 | -1.55 | 45.57 | 21.90 | -43.65 |
| 15. | Net Gross State Domestic Product | 0.74 | 2.29 | -5.58 | 4.58 | 9.44 |
| 16. | Population ('00) | | | | | |
| 17. | Per Capita NSDP (₹) | 0.15 | 1.69 | -6.18 | 4.04 | 8.89 |

Source : Directorate of Planning, Statistics & Evaluation, Porvorim

ANNEXURE – 14

Gross State Domestic Product by Sector at Current Prices

(₹ in lakh)

| Year | Gross State Value Added (GSVA) | | | | Taxes | Subsidies | GSDP |
|------------|--------------------------------|-----------|----------|---------|--------|-----------|---------|
| | Primary | Secondary | Tertiary | Total | | | |
| 2018-19 | 455036 | 3495068 | 2492122 | 6442227 | 769635 | 26528 | 7185334 |
| 2019-20 | 518272 | 3588338 | 2678862 | 6785472 | 744722 | 26985 | 7503209 |
| 2020-21 | 534380 | 3629313 | 2662277 | 6825970 | 630557 | 40735 | 7415792 |
| 2021-22(P) | 535272 | 4121908 | 3015399 | 7672580 | 807601 | 53557 | 8426624 |
| 2022-23(Q) | 549263 | 4452809 | 3565792 | 8567864 | 826359 | 26985 | 9367238 |

Note: Figures from 2018-19 to 2022-23(Q) as per base year 2011-12
P for Provisional Estimates & Q for Quick estimates. GSDP: GSVA + Taxes-Subsidies

Source: Directorate of Planning, Statistics & Evaluation, Porvorim

ANNEXURE – 15

Gross State Domestic Product by Sectors at Constant Prices

(₹ in lakh)

| Year | Gross State Value Added (GSVA) | | | | Taxes | Subsidies | GSDP |
|------------|--------------------------------|-----------|----------|---------|--------|-----------|---------|
| | Primary | Secondary | Tertiary | Total | | | |
| 2018-19 | 270732 | 2855117 | 1748821 | 4874671 | 451703 | 20073 | 5306301 |
| 2019-20 | 283022 | 2871420 | 1814713 | 4969154 | 531762 | 19762 | 5481154 |
| 2020-21 | 270724 | 2822235 | 1727571 | 4820530 | 461601 | 28767 | 5253364 |
| 2021-22(P) | 274678 | 2946283 | 1833979 | 5054940 | 514372 | 35067 | 5534245 |
| 2022-23(Q) | 297793 | 3119252 | 1987508 | 5404553 | 601883 | 19762 | 5986675 |

Note: Figures from 2018-19 to 2022-23(Q) as per base year 2011-12
P for Provisional Estimates & Q for Quick estimates. GSDP: GSVA + Taxes-Subsidies

Source: Directorate of Planning, Statistics & Evaluation, Porvorim

ANNEXURE – 16

Net State Domestic Product by Sectors at Current Prices

(₹ in lakh)

| Year | Net State Value Added (NSVA) | | | | Taxes | Subsidies | NSDP |
|------------|------------------------------|-----------|----------|---------|--------|-----------|---------|
| | Primary | Secondary | Tertiary | Total | | | |
| 2018-19 | 427925 | 3153540 | 2183700 | 5765166 | 769635 | 26528 | 6508273 |
| 2019-20 | 488887 | 3195096 | 2333698 | 6017681 | 744722 | 26985 | 6735418 |
| 2020-21 | 501941 | 3206592 | 2280025 | 5988558 | 630557 | 40735 | 6578380 |
| 2021-22(P) | 500937 | 3593003 | 2582537 | 6676478 | 807601 | 53557 | 7430522 |
| 2022-23(Q) | 514928 | 3923904 | 3132930 | 7571762 | 826359 | 26985 | 8371136 |

Note: Figures from 2018-19 to 2022-23(Q) as per base year 2011-12
P for Provisional Estimates & Q for Quick estimates. GSDP: GSV + Taxes-Subsidies

Source: Directorate of Planning, Statistics & Evaluation, Porvorim

Annexure - 17

Net State Domestic Product by Sectors at Constant Prices

(₹ in lakh)

| Year | Net State Value Added (NSVA) | | | | Taxes | Subsidies | NSDP |
|------------|------------------------------|-----------|----------|---------|--------|-----------|---------|
| | Primary | Secondary | Tertiary | Total | | | |
| 2018-19 | 249936 | 2564253 | 1496633 | 4310823 | 451703 | 20073 | 4742453 |
| 2019-20 | 261197 | 2540223 | 1537465 | 4338884 | 531762 | 19762 | 4850884 |
| 2020-21 | 247435 | 2472439 | 1427727 | 4147601 | 461601 | 28767 | 4580435 |
| 2021-22(P) | 251387 | 2542802 | 1516652 | 4310841 | 514372 | 35067 | 4790146 |
| 2022-23(Q) | 274502 | 2715771 | 1670181 | 4660454 | 601883 | 19762 | 5242576 |

Note: Figures from 2018-19 to 2022-23(Q) as per base year 2011-12
P for Provisional Estimates & Q for Quick estimates. GSDP: GSV + Taxes-Subsidies

Source: Directorate of Planning, Statistics & Evaluation, Porvorim

Annexure – 18

Bank wise Deposits, Advances and Credit Deposit Ratio of the State (30.09.2023)

(₹ in crore)

| Sr. No. | Name of Bank | No. of Branches | Deposits Total | Advances Total | CD Ratio |
|---------|-----------------------|-----------------|-----------------|-----------------|--------------|
| 1 | STATE BANK OF INDIA | 91 | 24308.45 | 8522.00 | 35.06 |
| 2 | BANK OF BARODA | 48 | 9039.74 | 1716.64 | 18.99 |
| 3 | BANK OF INDIA | 52 | 10524.78 | 1969.34 | 18.71 |
| 4 | BANK OF MAHRASHTRA | 16 | 1162.79 | 1216.35 | 104.61 |
| 5 | CANARA BANK | 75 | 12389.52 | 2617.71 | 21.13 |
| 6 | CENTRAL BANK OF INDIA | 30 | 3197.04 | 880.53 | 27.54 |
| 7 | INDIAN BANK | 8 | 758.46 | 115.15 | 15.18 |
| 8 | INDIAN OVERSEAS BANK | 25 | 1944.81 | 650.17 | 33.43 |
| 9 | PUNJAB NATIONAL BANK | 13 | 1603.70 | 981.80 | 61.22 |
| 10 | PUNJAB AND SIND BANK | 2 | 39.10 | 25.15 | 64.32 |
| 11 | UNION BANK OF INDIA | 69 | 11682.62 | 2199.78 | 18.83 |
| 12 | UCO BANK | 10 | 672.57 | 176.90 | 26.30 |
| | SUB TOTAL | 439 | 77323.58 | 21071.52 | 27.25 |
| 13 | AXIS BANK | 18 | 3079.31 | 978.03 | 31.76 |
| 14 | BANDHAN BANK | 6 | 72.78 | 36.73 | 50.47 |
| 15 | CSB BANK LIMITED | 3 | 127.47 | 39.98 | 31.36 |
| 16 | DCB BANK | 4 | 472.69 | 50.06 | 10.59 |
| 17 | FEDERAL BANK | 6 | 752.75 | 478.42 | 63.56 |
| 18 | HDFC BANK | 68 | 12766.33 | 4616.42 | 36.16 |
| 19 | ICICI BANK | 33 | 4367.00 | 1860.80 | 42.61 |
| 20 | INDUSIND BANK | 14 | 1153.42 | 809.63 | 70.19 |
| 21 | J & K BANK | 1 | 27.31 | 31.09 | 113.84 |
| 22 | KARNATAKA BANK | 7 | 861.71 | 344.64 | 39.99 |
| 23 | KARUR VYASYA BANK | 1 | 74.72 | 42.94 | 57.47 |
| 24 | KOTAK MAHINDRA BANK | 7 | 937.81 | 246.40 | 26.27 |
| 25 | RBL BANK | 7 | 651.69 | 22.23 | 3.41 |
| 26 | SOUTH INDIAN BANK | 5 | 379.14 | 406.07 | 107.10 |
| 27 | YES BANK | 8 | 1153.60 | 568.94 | 49.32 |
| 28 | IDBI BANK | 8 | 906.15 | 240.37 | 26.53 |
| 29 | IDFC FIRST BANK | 4 | 1000.12 | 93.91 | 9.39 |
| | SUB TOTAL | 200 | 28784.00 | 10866.66 | 37.75 |

Annexure – 18 (Continued)

Bank wise Deposits, Advances and Credit Deposit Ratio of the State (30.09.2023)

(₹ in crore)

| Sr. No | Name of Bank | No. of Branches | Deposits Total | Advances Total | CD Ratio |
|--------|--|-----------------|------------------|-----------------|--------------|
| 30 | APNA SAHAKARI BANK LTD. | 2 | 26.40 | 91.77 | 347.61 |
| 31 | BICHOLIM URBAN CO-OP BANK LTD. | 12 | 554.56 | 299.60 | 54.02 |
| 32 | CITIZEN CO-OP BANK LTD, | 6 | 143.54 | 67.78 | 47.22 |
| 33 | CITIZEN CREDIT CO-OPERATIVE BANK LIMITED | 5 | 122.99 | 102.20 | 83.10 |
| 34 | GOA STATE CO-OP BANK LTD. | 54 | 2262.20 | 1211.01 | 53.53 |
| 35 | GOA URBAN CO-OP BANK LTD. | 16 | 850.15 | 517.51 | 60.87 |
| 36 | GP PARSIK SAHAKARI BANK LTD. | 2 | 13.96 | 21.83 | 156.38 |
| 37 | KONKAN MERCANTILE CO-OP BANK LTD. | 1 | 6.36 | 8.41 | 132.23 |
| 38 | NKGSB CO-OP BANK LTD. | 5 | 0.23 | 0.34 | 147.83 |
| 39 | SARASWAT CO-OP BANK LTD. | 10 | 1295.92 | 914.21 | 70.55 |
| 40 | SHAMRAO VITHAL CO-OP BANK LTD. | 2 | 111.62 | 117.73 | 105.47 |
| 41 | TJSB SAHAKARI BANK LTD. | 5 | 263.36 | 290.35 | 110.25 |
| 42 | WOMEN CO-OP BANK LTD. | 2 | 76.30 | 51.86 | 67.97 |
| | SUB TOTAL | 122 | 5727.59 | 3694.60 | 64.51 |
| 43 | AU SMALL FINANCE BANK LTD. | 2 | 239.33 | 78.51 | 32.80 |
| 44 | JANA SMALL FINANCE BANK LTD. | 1 | 0.00 | 0.00 | 0.00 |
| 45 | INDIA POST PAYMENTS BANK | 2 | 0.00 | 0.00 | 0.00 |
| 46 | UJJIVAN SMALL FINANCE BANK | 2 | 0.00 | 14.97 | 0.00 |
| 47 | UNITY SMALL FINANCE BANK | 6 | 55.99 | 3.13 | 5.59 |
| | SUB TOTAL | 13 | 295.32 | 96.61 | 32.71 |
| | GRAND TOTAL | 774 | 112130.49 | 35729.39 | 31.86 |

Source: Lead Bank (SLBC)

Annexure– 19

Position of Advances to Priority Sector, DIR and Weaker Section (30.09.2023)

(₹ in crore)

| SR. No. | Name of the Bank | Total Priority Sector Advances | % P.S. Adv. to Total Adv. | Adv. Under DIR Scheme | | % Of DIR To Total Advances | Advance To Weaker Section | | % of Weaker Section Adv. To Total Adv. |
|---------|-----------------------|--------------------------------|---------------------------|-----------------------|-------------|----------------------------|---------------------------|----------------|--|
| | | Amount | % | No | Amount | % | No | Amount | % |
| 1 | STATE BANK OF INDIA | 2604.22 | 31.36 | 0 | 0.00 | 0.00 | 7841 | 234.25 | 2.75 |
| 2 | BANK OF BARODA | 640.06 | 40.77 | 4 | 0.03 | 0.00 | 7723 | 211.06 | 12.29 |
| 3 | BANK OF INDIA | 826.85 | 42.68 | 0 | 0.00 | 0.00 | 10092 | 239.58 | 12.17 |
| 4 | BANK OF MAHRASHTRA | 745.91 | 83.99 | 0 | 0.00 | 0.00 | 1538 | 49.81 | 4.10 |
| 5 | CANARA BANK | 1638.58 | 63.37 | 631 | 0.57 | 0.02 | 30730 | 593.89 | 22.69 |
| 6 | CENTRAL BANK OF INDIA | 423.99 | 49.97 | 0 | 0.00 | 0.00 | 1663 | 48.34 | 5.49 |
| 7 | INDIAN BANK | 39.61 | 35.06 | 0 | 0.00 | 0.00 | 0 | 0.00 | 0.00 |
| 8 | INDIAN OVERSEAS BANK | 247.65 | 41.67 | 0 | 0.00 | 0.00 | 1194 | 21.00 | 3.23 |
| 9 | PUNJAB NATIONAL BANK | 488.29 | 52.19 | 0 | 0.00 | 0.00 | 240 | 8.71 | 0.89 |
| 10 | PUNJAB AND SIND BANK | 14.62 | 66.45 | 0 | 0.00 | 0.00 | 0 | 0.00 | 0.00 |
| 11 | UNION BANK OF INDIA | 1215.03 | 62.55 | 0 | 0.00 | 0.00 | 8039 | 124.10 | 5.64 |
| 12 | UCO BANK | 97.83 | 60.38 | 0 | 0.00 | 0.00 | 1608 | 38.64 | 21.84 |
| | SUB TOTAL | 8982.64 | 45.13 | 635 | 0.60 | 0.00 | 70668 | 1569.38 | 7.45 |
| 13 | AXIS BANK | 265.19 | 26.35 | 0 | 0.00 | 0.00 | 2196 | 21.28 | 2.18 |
| 14 | BANDHAN BANK | 21.57 | 61.93 | 0 | 0.00 | 0.00 | 4308 | 15.42 | 41.98 |
| 15 | CSB BANK LIMITED | 10.78 | 27.33 | 0 | 0.00 | 0.00 | 170 | 4.56 | 11.41 |
| 16 | DCB BANK | 36.79 | 104.64 | 0 | 0.00 | 0.00 | 10 | 0.07 | 0.14 |
| 17 | FEDERAL BANK | 231.71 | 54.66 | 0 | 0.00 | 0.00 | 7989 | 167.74 | 35.06 |
| 18 | HDFC BANK | 964.89 | 25.69 | 0 | 0.00 | 0.00 | 13738 | 90.79 | 1.97 |
| 19 | ICICI BANK | 371.51 | 23.22 | 0 | 0.00 | 0.00 | 1565 | 50.26 | 2.70 |
| 20 | INDUSIND BANK | 186.58 | 32.48 | 0 | 0.00 | 0.00 | 4799 | 10.44 | 1.29 |
| 21 | J & K BANK | 11.55 | 34.89 | 0 | 0.00 | 0.00 | 95 | 8.24 | 26.50 |
| 22 | KARNATAKA BANK | 177.24 | 52.84 | 0 | 0.00 | 0.00 | 3782 | 79.64 | 23.11 |
| 23 | KARUR VYASYA BANK | 14.34 | 33.47 | 0 | 0.00 | 0.00 | 12 | 1.03 | 2.40 |
| 24 | KOTAK MAHINDRA BANK | 127.91 | 33.38 | 0 | 0.00 | 0.00 | 17 | 18.11 | 7.35 |
| 25 | RBL BANK | 18.95 | 102.16 | 0 | 0.00 | 0.00 | 5072 | 17.01 | 76.52 |
| 26 | SOUTH INDIAN BANK | 271.78 | 63.96 | 0 | 0.00 | 0.00 | 0 | 0.00 | 0.00 |
| 27 | YES BANK | 159.57 | 28.04 | 0 | 0.00 | 0.00 | 11 | 3.88 | 0.68 |
| 28 | IDBI BANK | 102.12 | 42.36 | 0 | 0.00 | 0.00 | 725 | 18.70 | 7.78 |
| 29 | IDFC FIRST BANK | 0.79 | 1.12 | 0 | 0.00 | 0.00 | 11 | 0.08 | 0.09 |
| | SUB TOTAL | 2973.26 | 31.01 | 0 | 0.00 | 0.00 | 44500 | 507.25 | 4.67 |

Annexure – 19 (Continued)

Position of Advances to Priority Sector, DIR and Weaker Section (30.09.2023)

(₹ in crore)

| Sr. No | Name of the Bank | Total Priority Sector Advances | % P.S. Adv. To Total Adv. | Adv. Under DIR Scheme | | % of DIR To Total Advances | Advance To Weaker Section | | % of Weaker Section Adv. To Total Adv. |
|--------|----------------------------------|--------------------------------|---------------------------|-----------------------|-------------|----------------------------|---------------------------|----------------|--|
| | | Amount | % | No. | Amount | % | No. | Amount | % |
| 30 | APNA SAHAKARI BANK LTD. | 91.77 | 96.36 | 0 | 0.00 | 0.00 | 0 | 0.00 | 0.00 |
| 31 | BICHOLIM URBAN CO-OP BANK Ltd. | 168.10 | 56.57 | 0 | 0.00 | 0.00 | 735 | 18.44 | 6.15 |
| 32 | CITIZEN CO-OP BANK LTD. | 47.52 | 61.79 | 0 | 0.00 | 0.00 | 182 | 24.47 | 36.10 |
| 33 | CITIZEN CREDIT CO-OPERATIVE BANK | 63.04 | 61.81 | 0 | 0.00 | 0.00 | 107 | 23.98 | 23.46 |
| 34 | GOA STATE CO-OP BANK Ltd. | 386.24 | 31.91 | 3 | 0.21 | 0.02 | 370 | 8.36 | 0.69 |
| 35 | GOA URBAN CO-OP BANK Ltd. | 403.35 | 83.91 | 0 | 0.00 | 0.00 | 1178 | 63.52 | 12.27 |
| 36 | GP PARSIK SAHAKARI BANK Ltd. | 10.85 | 116.54 | 0 | 0.00 | 0.00 | 119 | 1.80 | 8.25 |
| 37 | KONKAN MERCANTILE CO-OP BANK | 7.33 | 80.11 | 0 | 0.00 | 0.00 | 0 | 0.00 | 0.00 |
| 38 | NKGSB CO-OP BANK LTD. | 0.34 | 109.68 | 0 | 0.00 | 0.00 | 0 | 0.00 | 0.00 |
| 39 | SARASWAT CO-OP BANK LTD. | 764.15 | 83.59 | 0 | 0.00 | 0.00 | 0 | 0.00 | 0.00 |
| 40 | SHAMRAO VITHAL CO-OP BANK LTD. | 117.73 | 100.69 | 0 | 0.00 | 0.00 | 0 | 0.00 | 0.00 |
| 41 | TJSB SAHAKARI BANK LTD. | 137.99 | 49.45 | 0 | 0.00 | 0.00 | 6 | 0.71 | 0.24 |
| 42 | WOMEN CO-OP BANK LTD. | 29.72 | 59.91 | 0 | 0.00 | 0.00 | 341 | 4.45 | 8.58 |
| | SUB TOTAL | 2228.13 | 61.19 | 3 | 0.21 | 0.01 | 3038 | 145.71 | 3.94 |
| 43 | AU SMALL FINANCE BANK LTD. | 36.35 | 59.84 | 0 | 0.00 | 0.00 | 132 | 5.70 | 7.26 |
| 44 | JANA SMALL FINANCE BANK LTD. | 0.00 | 0.00 | 0 | 0.00 | 0.00 | 0 | 0.00 | 0.00 |
| 45 | INDIA POST PAYMENTS BANK | 0.00 | 0.00 | 0 | 0.00 | 0.00 | 0 | 0.00 | 0.00 |
| 46 | UJJIVAN SMALL FINANCE BANK | 13.74 | 106.18 | 0 | 0.00 | 0.00 | 1798 | 6.87 | 45.89 |
| 47 | UNITY SMALL FINANCE BANK | 0.00 | 0.00 | 0 | 0.00 | 0.00 | 0 | 0.00 | 0.00 |
| | SUB TOTAL | 50.09 | 62.60 | 0 | 0.00 | 0.00 | 1930 | 12.57 | 13.01 |
| | GRAND TOTAL | 14234.12 | 42.86 | 638 | 0.81 | 0.00 | 120136 | 2234.92 | 6.26 |

Source: Lead Bank (SLBC)

Annexure - 20

SDG wise No. of Targets, Indicators & Nodal Departments

| Goal No. | SDG | No. of Targets | No. of Indicators | Nodal Department |
|----------|---|----------------|-------------------|---|
| 1 | No Poverty | 7 | 17 | Rural Development |
| 2 | Zero Hunger | 7 | 19 | Agriculture |
| 3 | Good Health and Well-being | 13 | 39 | Health |
| 4 | Quality Education | 9 | 19 | Education |
| 5 | Gender Equality | 9 | 29 | Women & Child Development |
| 6 | Clean Water & Sanitation | 7 | 13 | Public Works Department |
| 7 | Affordable & Clean Energy | 4 | 5 | Electricity |
| 8 | Decent work & Economic Growth | 11 | 24 | Labour & Employment |
| 9 | Industries, Innovation and Infrastructure | 7 | 17 | Industries, Trade & Commerce |
| 10 | Reduce Inequalities | 6 | 11 | Social Welfare |
| 11 | Sustainable Cities & Communities | 9 | 13 | Urban Development/ Goa Housing Board |
| 12 | Responsible Consumption & Production | 11 | 14 | Science & Technology |
| 13 | Climate Action | 3 | 6 | Environment & Climate Change |
| 14 | Life Below Water | 7 | 11 | Fisheries |
| 15 | Life on Land | 11 | 14 | Forest |
| 16 | Peace Justice & Strong Institutions | 11 | 21 | Home |

ANNEXURE – 21

Marine Fish catch data from 2011-2023 (upto September, 2023)
(in tonnes)

| Year | Marine | Inland | Total |
|------|--------|--------|------------------------------|
| 2011 | 86185 | 3538 | 89723 |
| 2012 | 86628 | 3887 | 90515 |
| 2013 | 87984 | 4678 | 92662 |
| 2014 | 128107 | 3718 | 131825 |
| 2015 | 108240 | 4648 | 112888 |
| 2016 | 101053 | 4403 | 105456 |
| 2017 | 120430 | 5332 | 125762 |
| 2018 | 116095 | 5020 | 121115 |
| 2019 | 96398 | 4169 | 100567 |
| 2020 | 96162 | 4749 | 100911 |
| 2021 | 121469 | 5486 | 126955 |
| 2022 | 122224 | 6435 | 128659 |
| 2023 | 86943 | 3667 | 90610 (upto September) |

Export of Marine Production from 2011 to 2023-2024 (Provisional)

| Year | Quantity (in tonnes) | Values (in lakh) |
|--------------------------|-------------------------|---------------------|
| 2011 | 37829 | 33125 |
| 2012 | 42675 | 37918 |
| 2013 | 33939 | 41181 |
| 2014 | 40365 | 51195 |
| 2015 | 34814 | 51748 |
| 2016 | 38209 | 59654 |
| 2017-18 | 50571 | 71193 |
| 2018-19 | 37938 | 61967 |
| 2019-20 | 14698 | 28851 |
| 2020-21 | 16549 | 43525 |
| 2021-22 | 36058 | 73065 |
| 2022-23 | 63333 | 100761 |
| 2023-24 (Provisional) | 43947 | 71193 |

Source: Directorate of Fisheries, Government of Goa

Annexure – 22

Achievements under various components of National Rural Livelihood Mission (NRLM) since 2019-20 to 2023-24 (till Dec 2023)

| Sr. No. | Item | 2019-20 | 2020-21 | 2021-22 | 2022-23 | 2023-24 (till Dec 2023) |
|---------|---|------------|-------------|-------------|-------------|-------------------------|
| 1 | Number of new SHG's promoted under NRLM | 112 | 194 | 273 | 152 | 32 |
| 2 | Number of Total SHG's provided RF | 228 | 983 | 589 | 299 | 69 |
| 3 | Number of all SHG's provided CIF | 23 | 251 | 331 | 717 | 160 |
| 4 | Number of VO's | 5 | 59 | 17 | 13 | 5 |
| 5 | Number of Vo's provided start-up fund | 28 | 28 | 28 | 179 | 3 |
| | Total | 396 | 1515 | 1238 | 1360 | 269 |

Source: Department of Rural Development, Government of Goa

Annexure – 23

Number of Mandays generated Taluka-wise during last 5 years under Mahatma Gandhi National Rural Employment Guarantee Act (MGNREGA)

| Sr. No | Financial Year | Achievements (No. of persondays generated under MGNREGA Scheme) | | | | | | | | | | | | Total |
|--------|---------------------------|---|----------|--------|---------|---------|----------|--------------|----------|-------|--------|---------|---------|--------|
| | | Bardez | Bicholim | Pernem | Sattari | Tiswadi | Canacona | Dharbandorda | Mormugao | Ponda | Quepem | Salcete | Sanguem | |
| 1 | 2019-2020 | 1923 | 4485 | 3556 | 6415 | 1319 | 3111 | 3261 | 759 | 2938 | 2308 | 2311 | 1598 | 33984 |
| 2 | 2020-2021 | 5970 | 18841 | 17741 | 6627 | 2585 | 17404 | 5589 | 1153 | 4443 | 11131 | 8418 | 9672 | 109574 |
| 3 | 2021-2022 | 19275 | 17757 | 13639 | 7401 | 3375 | 5924 | 5777 | 937 | 3098 | 9069 | 2590 | 6028 | 94870 |
| 4 | 2022-2023 | 4327 | 9688 | 5318 | 16738 | 6182 | 11364 | 9160 | 1063 | 10748 | 7150 | 6686 | 5580 | 94004 |
| 5 | 2023-2024 (till Dec 2023) | 1545 | 2746 | 2584 | 2626 | 2384 | 8579 | 1342 | 105 | 1259 | 3870 | 2855 | 1743 | 31638 |

Source: Department of Rural Development, Government of Goa

Annexure - 24

| Infrastructural Projects completed during the year 2023-24 under Goa Gram Samrudhi Yojana (GGSY) | |
|--|---|
| Sr. No. | Name of work |
| 1 | Development of Sarvajanik Ganesh Mandal open space in survey no. 179 of Village panchayat Penha de Franca |
| 2 | Construction of Ganesh Visarjan shed at Kumbharwada in ward no.6 in Jurisdiction of V.P. Mayem-Vaiguinim. |
| 3 | Repair and beautification of existing crematorium at Ramnagar in Village Panchayat Penha- de- Franca. |
| 4 | Construction of community hall at Kala and Kirda Bhajan Mandal at Shristal in VP Shristal, Canacona Goa |
| 5 | Construction of Community Hall at Muthal Sandolxem in VP Poinguinim of Canacona Taluka |
| 6 | Developmental work in Sy No. 1/18 and 1/19 in V.P. Bhati in ward no. 07 in Sanguem Constituency |
| 7 | Development of work in sy. No. 267/2 near house of Avdunbar Naik at Shelim Dulgal in V.P Loliem -Polem . |
| 8 | Beautification and Renovation in Sr. No. 310/2 of Loliem-Polem Canacona |
| 9 | Laying of RCC slabs in the jurisdiction of V.P. Colva |
| 10 | Upgradation of Crematorium with four stands for Cremation at Bagwada in V.P. Betki, Candola in Priol Constituency |
| 11 | Construction of community hall for Flame of Unity Sports Club, Per Seraulim. |
| 12 | Reconstruction/Upgradation of Crematorium at ameywada in V.P. Betki Candola in Priol Constituency |
| 13 | Balance work of community hall constructed bt RDA, Gawliwada, ward no.1 in V.P. Vaddemb Curdi in Sanguem Constituency |
| 14 | Upgradation and renovation of Crematorium infront of Nirmala Sawants house at Man Tivrem Marcel in V.P. Tivrem Orgao in Priol Constituency. |
| 15 | Construction of Toilet for community in V.P Avedem Cotombi- Chaifi in Quepem constituency |
| 16 | Development of Football ground with sitting stand at Mandpa, Navelim |

Source: Department of Rural Development, Government of Goa

Annexure – 25

Details of various grants released to 191 Village Panchayats.

(₹ in Lakh)

| Sr. No | Name of the Scheme | 2019-20 | | 2020-21 | | 2021-22 | | 2022-23 | | 2023-24 | |
|--------|---|-----------------|-----------------------|-----------------|-----------------------|-----------------|-----------------|-----------------------|-----------------|-----------------------|-----------------|
| | | Amount released | Expenditure incurred. | Amount released | Expenditure incurred. | Amount released | Amount released | Expenditure incurred. | Amount released | Expenditure incurred. | Amount released |
| 1 | Assistance to Village Panchayats, North Goa | 1600.00 | 283.12 | 900 | 263.05 | 413 | 298.73 | 400 | 295.47 | 249.24 | 0 |
| 2 | Assistance to Village Panchayats, South Goa | 1600.00 | 230.32 | 900 | 263.88 | 557 | 229.91 | 400 | 276.92 | 249.24 | 42.94 |
| 3 | Establishment to Zilla Panchayats, North Goa | 800.00 | 480 | 800 | 800 | 1000 | 1000 | 800 | 0 | 498.48 | 0 |
| 4 | Establishment to Zilla Panchayats, South Goa | 800.00 | 480 | 800 | 800 | 1000 | 1000 | 800 | 0 | 498.48 | 0 |
| 5 | Salaries to Sarpanch, Dy.Sarpanch and directly elected Panchayat Members (N.G.) | 750.00 | 255.48 | 500 | 498.89 | 694.5 | 353.13 | 500 | 493.84 | 0.56 | 0 |
| 6 | Salaries to Sarpanch, Dy.Sarpanch and directly elected Panchayat Members (S.G.) | 750.00 | 312.63 | 500 | 499.46 | 470.5 | 355.95 | 500 | 465.43 | 373.3 | 356.04 |
| 7 | Rural Garbage Disposal | 1005 | 139.2 | 1305 | 194.7 | 902 | 161.4 | 350 | 76.5 | 218 | 0 |
| 8 | Financial Assistance to weaker panchayats for payment of salaries (NP) | 1000 | 589.15 | 1350 | 1349.56 | 1000 | 978.85 | 1500 | 1394.59 | 934.65 | 0 |
| 9 | Financial Assistance to mining affected village Panchayats | 0.5 | 0 | 1 | 0 | 0 | 0 | 0 | 0 | 0 | 0 |

Annexure – 25 (Continued)

(₹ in Lakh)

| Sr. No | Name of the Scheme | 2019-20 | | 2020-21 | | 2021-22 | | 2022-23 | | 2023-24 | |
|--------|---|-----------------|-----------------------|-----------------|-----------------------|-----------------|-----------------|-----------------------|-----------------|-----------------------|-----------------|
| | | Amount released | Expenditure incurred. | Amount released | Expenditure incurred. | Amount released | Amount released | Expenditure incurred. | Amount released | Expenditure incurred. | Amount released |
| 10 | Disaster Management Scheme | 5 | 0 | 4 | 0 | 4 | 0 | 0 | 0 | 0 | 0 |
| 11 | Grants to local bodies under Fourteenth Finance Commission | 1800 | 2784.83 | 5512 | 5037.08 | 0 | 0 | 0 | 0 | 0 | 0 |
| 12 | Swacch Bharat Mission-Gramin(A) | 252.69 | 95.96 | 500 | 41.82 | 500 | 10.27 | 500.01 | 20.39 | 290.11 | 16.78 |
| 13 | Financial assistance for village Panchayats for infrastructure Dev. | 1600 | 1356.32 | 3000 | 2066.19 | 2600 | 2592.19 | 3200 | 3197.48 | 1090.42 | 0 |
| 14 | Grants to Zilla Panchayat for Rural infrastructure Dev | 1600 | 960 | 1600 | 1600 | 1750 | 1750 | 0 | 0 | 0 | 0 |
| 15 | Scheduled Castes Development Scheme | 483.94 | 160.89 | 200 | 194.99 | 202 | 127.11 | 201 | 122.42 | 201 | 0 |
| 16 | Scheduled Tribe Development Scheme | 1210 | 639.23 | 904 | 889.37 | 904 | 892.58 | 902 | 893.55 | 2861.57 | 212.9 |
| 17 | Grants to local bodies under Fifteenth Finance Commission | 0 | 0 | 0 | 0 | 8427 | 3803.54 | 12220 | 3961.83 | 6700 | 1650 |
| 18 | Diamond Jubilee Celebration | 0 | 0 | 0 | 0 | 7573 | 7573 | 5 | 0 | 0 | 0 |

Source: Directorate of Panchayats, Government of Goa

Annexure - 26

Status of Material Recovery Facility (MRF) taluka wise.

| Sr. No | Name of the Block | No. of Village Panchayat | No. of permanent Shed | No. of Temporary Shed | No Shed |
|--------|-------------------|--------------------------|-----------------------|-----------------------|----------|
| 1 | Pernem | 20 | 5 | 15 | 0 |
| 2 | Sattari | 12 | 6 | 6 | 0 |
| 3 | Bardez | 33 | 31 | 2 | 0 |
| 4 | Bicholim | 18 | 6 | 12 | 0 |
| 5 | Tiswadi | 19 | 6 | 13 | 0 |
| 6 | Sanguem | 7 | 3 | 4 | 0 |
| 7 | Canacona | 7 | 7 | 0 | 0 |
| 8 | Quepem | 11 | 4 | 7 | 0 |
| 9 | Dharbandora | 5 | 5 | 0 | 0 |
| 10 | Mormugao | 10 | 8 | 1 | 1 |
| 11 | Salcete | 30 | 23 | 6 | 1 |
| 12 | Ponda | 19 | 19 | 0 | 0 |
| | Total | 191 | 123 | 66 | 2 |

Source: Directorate of Panchayats, Government of Goa

Annexure – 27

Name of the Work/Project/Activities under CSR

Name of the Block: Bardez

1st April 2023-31st December 2023

| Sr. no | Name of the Village Panchayat | Name of the Work/Project/Activities under CSR | Total Cost of the Project/Work/Activities (₹. In lakh) | Name of the Company/Corporate Office which has under taken work/Activities/Projects |
|--------|-------------------------------|--|--|---|
| 1 | Arpora - Nagoa | Erection of MRF shed in Sy no 56/31 at Nagoa | 2.50 | Nanu construction |
| | | Erection of solar street light | 10.00 | Royal Enfield |
| | | Erection of sign board | 5.00 | Ashray developers |
| | | Laying of fiber optic cable for CCTV camera within V.P Jursidiction. | 20.00 | Ethernet express |
| | | Garbage vehicle | 23.00 | Karma group |

Annexure – 27 (Continued)

| Sr. no | Name of the Village Panchayat | Name of the Work/Project/Activities under CSR | Total Cost of the Project/Work/Activities (₹. In lakh) | Name of the Company/Corporate Office which has under taken work/Activities/Projects |
|--------|-------------------------------|---|--|---|
| 2 | Assonora | Supply of 25 Nos. of garbage bins | 1.50 | Club Mahinda |
| | | Supply of garbage bags 1800 kgs | 2.20 | Club Mahinda |
| | | Supply of wheel chairs (8 Nos), Tri pods (5 Nos.) & hearing aids (1 No.) | 1.70 | Club Mahinda |
| 3 | Calangute | Erection of 30mts High Mast Lamp near BodkoVodd, PorbaVaddo | 11.13 | So My Resorts Private Limited |
| | | Installation of Dolphins at Dolphin Circle at Naika Vaddo, Calangute | 40.00 | Ashwin Chowdak |
| | | Purchase of tractor with tank | 15.00 | Royale Exotica |
| | | Purchase of garbage truck(SML) | 22.00 | Adcon Builders |
| 4 | Colvale | Construction of MRF Shed in Sy No. 66/0 at colvale | 0.90 | Santosh Palni |
| | | Fabrication of Roofing structure & Construction of MRF Shed in Sy No. 66/0 at Colvale | 1.50 | Nilkamal Welding Works |

Name of the Block: Sattari

1st April 2023-31st December 2023

| Sr. no | Name of the Village Panchayat | Name of the Work/Project/Activities under CSR | Total Cost of the Project/Work/Activities (₹. In lakh) | Name of the Company/Corporate Office which has under taken work/Activities/Projects |
|--------|-------------------------------|---|--|---|
| 1 | Honda | Tata Ace (Vehicle) | 5.25 | ACGL Company |
| | | Tata Ace (Vehicle) | 5.25 | ACGL Company |

Annexure – 27 (Continued)

Name of the Block: Ponda

1st April 2023-31st December 2023

| Sr. no | Name of the Village Panchayat | Name of the Work/Project/Activities under CSR | Total Cost of the Project/Work/Activities (₹. In lakh) | Name of the Company/Corporate Office which has under taken work/Activities/Projects |
|--------|-------------------------------|---|--|---|
| 1 | Marcaim | Construction of Balwadi at Adanwada Marcaim, W.No. 05 | 55.00 | Godrej & Boyce Pvt. Ltd. |
| | | Ambulance to Village Panchayat Marcaim | 5.00 | Encube Ethicals Pvt. Ltd. |
| | | Air Condition System to Village Panchayat Marcaim | 0.40 | Encube Ethicals Pvt. Ltd. |
| | | LED TV for students in Balwadi at V. P. Jurisdiction | 2.50 | Encube Ethicals Pvt. Ltd. |
| | | Construction of Laboratory for students of Anandibai School at Ladewada Marcaim | 10.00 | Godrej & Boyce Pvt. Ltd. & Encube Ethicals Pvt. Ltd. |
| | | Projector for Primary School at Adan Marcaim | 0.50 | Encube Ethicals Pvt. Ltd. |
| | | Specs to locals after Eye checkup camp | 0.50 | Encube Ethicals Pvt. Ltd. |
| | | Distribution of Bags, Tiffin and water bottles for primary students in V. P. Jurisdiction | 2.00 | Encube Ethicals Pvt. Ltd. |

Name of the Block: Bicholim

1st April 2023-31st December 2023

| Sr. no | Name of the Village Panchayat | Name of the Work/Project/Activities under CSR | Total Cost of the Project/Work/Activities (₹. In lakh) | Name of the Company/Corporate Office which has under taken work/Activities/Projects |
|--------|-------------------------------|---|--|---|
| 1 | Harvalem | This Panchayat has proposed Construction of Compound Wall for Walking track & Multipurpose Sports Complex in the Jurisdiction of Village Panchayat Harvalem Bicholim Taluka Under CSR Fund. | 80.00 | Guala Closures India Pvt Ltd. Upper Harvalem Sankhalim-Goa |
| | | Construction of Ganesh Visarjan Point at Devnyar, Upper Harvalem under CSR Fund | 9.77 | Guala Closures India Pvt Ltd. Upper Harvalem Sankhalim-Goa |
| | | Construction of Gavati (Bazar) Market Shed in sy.No.62/0 at Pratap Nagar Harvalem under CSR Fund | 0.20 | Lupin Human Welfare & Research Foundation Verna-Goa |
| | | Installation of Bullet Cameras at Black Spots in the jurisdiction of VP Harvalem under CSR Fund | 0.30 | Lupin Human Welfare & Research Foundation Verna-Goa |
| | | Installation of Exhaust Fan at MRF Shed and Community Hall in the jurisdiction of VP Harvalem under CSR Fund | 0.40 | Jai Shree Krishna Udyog, Plot No. 67, Kundaim Industrial Estate, Ponda-Goa |

Annexure – 27 (Continued)

Name of the Block: Mormugao

1st April 2023-31st December 2023

| Sr. no | Name of the Village Panchayat | Name of the Work/Project/Activities under CSR | Total Cost of the Project/Work/Activities (₹. In lakh) | Name of the Company/Corporate Office which has under taken work/Activities/Projects |
|--------|-------------------------------|---|--|---|
| 1 | Chicalim | Garbage Truck for V P Chicalim | 26.00 | Delta Corp. Limited, Panaji |
| | | Installation of CCTV Cameras at V P Chicalim | 0.50 | Mr. Cruz Mascarenhas |
| | | Installation of Intercom Telephones (11 nos) | 0.25 | M/s Hayat Infrastructure, Proprietor Abdul Shaikh |
| | | Refrigerator (Double door) | 0.45 | Shri. Narayan Rajaram Bandekar |
| | | Air Conditioner, 1.5 ton Lloyd | 0.45 | Shri.Narayan Rajaram Bandekar |
| | | Air Conditioner, 1 Onida | 0.25 | Shri. Sujit Satoskar |
| | | Air Conditioner, 1 Onida | 0.20 | M/s Shantilal Real Estate Services |
| | | Water Filter | 0.08 | Shri.Valmiki Naik |
| | | Gas Stove along with cylinder | 0.05 | Smt. Nilam Naik (ward Member of V P Chicalim, Ward no II) |
| | | Tea & coffee Maker machine | 0.10 | M/s Venture Building Dreams, Prop.Shri Kamla Prasad Yadav |
| | | 200 nos Garbage Bins (250 ltr) | 5.00 | The Chairman & Managing Director, Goa Shipyard Limited, Vasco |
| 2 | Chicolna Bogmalo | Laying of pavers in MRF shed at Sy. No. 4/1, Chicolna Bogmalo (500 Sqm) | 12.00 | Goa Shipyard Ltd. |
| | | Purchase of Dustbins. | 0.25 | Goa Shipyard Ltd. |

Name of the Block: Quepem

1st April 2023-31st December 2023

| Sr. no | Name of the Village Panchayat | Name of the Work/Project/Activities under CSR | Total Cost of the Project/Work/Activities (₹. In lakh) | Name of the Company/Corporate Office which has under taken work/Activities/Projects |
|--------|-------------------------------|---|--|---|
| 1 | Assolda | Procurement of Mini Truck for garbage | 880255/- | District Mineral Foundation Trust, South Goa |

Source: Directorate of Panchayats. Government of Goa

Annexure – 28

Total No. of Plots in each Industrial Estate

| Sr. No. | Name of Industrial Estates | No. of units | No. of Sheds | No. of Plots |
|---------|-------------------------------|--------------|--------------|--------------|
| 1. | Bethora Industrial Estate | 88 | 32 | 129 |
| 2. | Bicholim Industrial Estate | 133 | 54 | 156 |
| 3. | Canacona Industrial Estate | 58 | 26 | 92 |
| 4. | Colvale Industrial Estate | 38 | 0 | 36 |
| 5. | Corlim Industrial Estate | 125 | 76 | 125 |
| 6. | Cuncolim Industrial Estate | 167 | 3 | 241 |
| 7. | Honda Industrial Estate | 68 | 23 | 69 |
| 8. | Kakoda Industrial Estate | 122 | 36 | 123 |
| 9. | Kundaim Industrial Estate | 427 | 32 | 428 |
| 10. | Latambarcem Industrial Estate | 2 | 0 | 0 |
| 11. | Madkaim Industrial Estate | 105 | 0 | 145 |
| 12. | Mapusa Industrial Estate | 40 | 30 | 47 |
| 13. | Margao Industrial Estate | 169 | 54 | 165 |
| 14. | Panchawadi Industrial Estate | 33 | 0 | 0 |
| 15. | Pilerne Industrial Estate | 139 | | 128 |
| 16. | Pissurlem Industrial Estate | 81 | 0 | 110 |
| 17. | Quitol Industrial Estate | 0 | 0 | 0 |
| 18. | Sancoale Industrial Estate | 177 | 79 | 177 |
| 19. | Sanguem Industrial Estate | 15 | 0 | 33 |
| 20. | Shiroda Industrial Estate | 17 | 0 | 30 |
| 21. | Tivim Industrial Estate | 135 | 85 | 129 |
| 22. | Tuem Industrial Estate | 122 | 18 | 144 |
| 23. | Verna Industrial Estate | 486 | 6 | 651 |
| | Total | 2747 | 554 | 3158 |

Source: Directorate of Industries, Trade & Commerce, Government of Goa.

Annexure – 29

Total No. of running plants in each Industrial Estate

| Sr. No. | Name of Industrial Estates | No. of running plants |
|---------|-------------------------------|-----------------------|
| 1. | Bethora Industrial Estate | 91 |
| 2. | Bicholim Industrial Estate | 87 |
| 3. | Canacona Industrial Estate | 28 |
| 4. | Colvale Industrial Estate | 23 |
| 5. | Corlim Industrial Estate | 80 |
| 6. | Cuncolim Industrial Estate | 86 |
| 7. | Honda Industrial Estate | 28 |
| 8. | Kakoda Industrial Estate | 76 |
| 9. | Kundaim Industrial Estate | 291 |
| 10. | Latambarcem Industrial Estate | - |
| 11. | Madkaim Industrial Estate | 85 |
| 12. | Mapusa Industrial Estate | 27 |
| 13. | Margao Industrial Estate | 109 |
| 14. | Panchawadi Industrial Estate | - |
| 15. | Pilerne Industrial Estate | 112 |
| 16. | Pissurlem Industrial Estate | 49 |
| 17. | Quitol Industrial Estate | 0 |
| 18. | Sancoale Industrial Estate | 128 |
| 19. | Sanguem Industrial Estate | 05 |
| 20. | Shiroda Industrial Estate | 05 |
| 21. | Tivim Industrial Estate | 107 |
| 22. | Tuem Industrial Estate | 40 |
| 23. | Verna Industrial Estate | 354 |
| | TOTAL | 2747 |

Source: Directorate of Industries, Trade & Commerce, Government of Goa.

Annexure - 30

Category wise Micro, Small, Medium and Large Industries registered in the State during the current financial year (upto December, 2023)

| Year | UNITS | | | | Total |
|--------------|--------------|-------------|------------|-----------|--------------|
| | Micro | Small | Medium | Large | |
| 2019-20 | 2295 | 689 | 48 | 7 | 3039 |
| 2020-21 | 6783 | 1201 | 130 | 10 | 8124 |
| 2021-22 | 8338 | 379 | 29 | 29 | 8775 |
| 2022-23 | 15386 | 220 | 19 | 11 | 15636 |
| 2023-24 | 12550 | 112 | 8 | 23 | 12693 |
| TOTAL | 45352 | 2601 | 234 | 80 | 48267 |

Source: Directorate of Industries, Trade & Commerce, Government of Goa.

Annexure - 31

Total employment potential through projects approved by Investment Promotion Board

(₹ in lakh)

| Year | Projects Approved | Employment | Investment |
|--------------|-------------------|--------------|-----------------|
| 2019-20 | 7 | 522 | 394.49 |
| 2020-21 | 10 | 5827 | 2,227.53 |
| 2021-23 | 29 | 4327 | 1,130.18 |
| 2022-23 | 11 | 4697 | 1,187.95 |
| 2023-24 | 23 | 7740 | 1,356.99 |
| Total | 80 | 23113 | 6,297.14 |

Source: Directorate of Industries, Trade & Commerce, Government of Goa.

Total employment potential through units registered under MSME

(₹ in lakh)

| Year | Units | Employment | Investment |
|--------------|--------------|---------------|-------------------|
| 2019-20 | 3032 | 25326 | 74,383.00 |
| 2020-21 | 8114 | 85573 | 221,456.56 |
| 2021-23 | 8746 | 61843 | 53,916.55 |
| 2022-23 | 15625 | 83002 | - |
| 2023-24 | 12670 | 49068 | 27,641.56 |
| Total | 48187 | 304812 | 377,397.67 |

Source: Directorate of Industries, Trade & Commerce, Government of Goa.

Annexure – 32

Year -wise total Revenue earned towards Registration of different tourist activities

(₹ in lakh)

| Sr. No. | Activity Name | 2019-20 | 2020-21 | 2021-22 | 2022-23 | 2023-24 (upto 15.01.2024) |
|---------|---------------------------------|---------------|---------------|---------------|---------------|---------------------------|
| 1. | Deckbeds and Umbrella | 3.19 | 0.91 | 2.27 | 27.30 | 3.00 |
| 2. | Government Shacks | 278.48 | 375.71 | 448.22 | 0.00 | 709.95 |
| 3. | Hotel | 11.68 | 47.86 | 30.71 | 101.23 | 81.62 |
| 4. | Photographer | 0.00 | 0.00 | 0.00 | 0.70 | 10.15 |
| 5. | Taxi | 11.76 | 5.44 | 0.00 | 0.00 | 0.00 |
| 6. | Tourist Guide | 0.21 | 0.00 | 0.00 | 0.05 | 0.01 |
| 7. | Travel Agent | 0.70 | 0.49 | 0.38 | 4.61 | 3.47 |
| 8. | Watersports | 11.24 | 3.34 | 4.94 | 0.20 | 0.07 |
| 9. | Adventure Sports | 0.00 | 0.00 | 0.15 | 1.15 | 0.15 |
| 10. | Event | 0.00 | 0.07 | 0.13 | 18.68 | 52.53 |
| 11. | Online Tourist Service Provider | 0.00 | 0.00 | 4.00 | 4.00 | 0.00 |
| 12. | Shacks | 23.69 | 30.33 | 19.55 | 64.68 | 9.60 |
| 13. | Spice Plantation | 0.00 | 0.00 | 0.28 | 0.70 | 0.00 |
| | Total | 340.95 | 464.14 | 510.62 | 223.30 | 870.54 |

Source: Directorate of Tourism, Government of Goa

Annexure – 33

Year -wise total Revenue earned towards Renewal of different tourist activities

(₹ in lakh)

| Sr. No. | Activity Name | 2019-20 | 2020-21 | 2021-22 | 2022-23 | 2023-24 (upto 15.01.2024) |
|---------|---------------------------------|--------------|---------------|---------------|-----------------|---------------------------|
| 1. | Dealers | 0.01 | 0.01 | 0.10 | 0.00 | 0.00 |
| 2. | Deckbeds and Umbrella | 7.43 | 26.13 | 24.19 | 0.16 | 0.00 |
| 3. | Government Shacks | 0.00 | 0.00 | 0.00 | 468.28 | 0.00 |
| 4. | Hotel | 38.61 | 46.86 | 453.31 | 591.50 | 393.11 |
| 5. | Photographer | 0.70 | 0.85 | 1.33 | 1.73 | 2.40 |
| 6. | Taxi | 17.48 | 15.43 | 0.00 | 0.00 | 0.00 |
| 7. | Tourist Guide | 0.24 | 0.26 | 1.92 | 0.76 | 0.28 |
| 8. | Travel Agent | 2.45 | 2.38 | 10.83 | 15.24 | 16.53 |
| 9. | Watersports | 24.84 | 17.97 | 15.27 | 43.22 | 30.25 |
| 10. | Adventure Sports | 0.00 | 0.00 | 0.00 | 0.30 | 0.30 |
| 11. | Online Tourist Service Provider | 0.00 | 0.00 | 0.00 | 4.00 | 13.00 |
| 12. | Shacks | 0.00 | 0.00 | 8.35 | 7.43 | 0.20 |
| | Total | 91.75 | 109.88 | 515.29 | 1,132.59 | 456.07 |

Source: Directorate of Tourism, Government of Goa

Annexure – 34

Revenue generated through lease from different tourist activities

(₹ in lakh)

| Sr. No. | Activity Name | 2019-20 | 2020-21 | 2021-22 | 2022-23 | 2023-24 (upto 15.01.2024) |
|---------|--|--------------|--------------|--------------|---------------|---------------------------|
| 1 | Calangute Pay Parking | 39.00 | 17.41 | 72.72 | 63.87 | 47.67 |
| 2 | Old Goa Pay Parking | 0.00 | 0.00 | 0.00 | 2.50 | 0.00 |
| 3 | Kiosks at Panaji Jetty | 0.51 | 0.59 | 0.30 | 0.30 | 1.05 |
| 4 | Stalls at New Tourist Shopping Complex, Colva | 1.35 | 2.30 | 4.98 | 17.09 | 8.03 |
| 5 | Shops at Old Tourist Shopping Complex, Colva | 0.48 | 0.00 | 0.00 | 2.37 | 5.62 |
| 6 | PES College at Farmagudi, Ponda | 0.24 | 0.24 | 0.24 | 0.24 | 0.18 |
| 7 | Lease of Cashew Trees | 0.00 | 0.11 | 0.00 | 1.10 | 0.47 |
| 8 | Lease of Coconut Trees | 0.45 | 0.09 | 0.33 | 0.00 | 0.00 |
| 9 | Kiosks under Deendayal Swayam Rojgar Yojana Scheme Jetty | 1.35 | 0.08 | 0.25 | 0.93 | 0.00 |
| 10 | Kiosks under Deendayal Swayam Rojgar Yojana Scheme Mangueshi | 0.03 | 0.00 | 0.00 | 0.37 | 0.00 |
| 11 | Kiosk at Ourem Creek | 1.43 | 0.53 | 0.00 | 0.00 | 0.00 |
| 12 | Panaji Park at Panaji | 25.72 | 0.00 | 4.83 | 65.00 | 48.75 |
| | Total (₹) | 70.56 | 21.34 | 83.66 | 153.76 | 111.77 |

Source: Directorate of Tourism, Government of Goa

Annexure – 35

Foreign Tourist Arrival by Charter Flights (Season October to May)

| Year/Season | No. of Flights | Foreign Tourist |
|---------------------------------|----------------|-----------------|
| 2019 - 2020 (upto March) | 625 | 169142 |
| 2020 - 2021 | 0 | - |
| 2021 - 2022 | 42 | 7630 |
| 2022 - 2023 | 350 | 72481 |
| 2023 - 2024 (upto October 2023) | 1 | 250 |

Source: Directorate of Tourism, Government of Goa

Annexure – 36

Foreign Tourist Arrival by different International Flights at Dabolim and Mopa Airport

| Year | Foreign Tourist |
|----------------|-----------------|
| Jan - Dec 2019 | 302647 |
| Jan - Dec 2020 | 120490 |
| Jan - Dec 2021 | 11971 |
| Jan - Dec 2022 | 134922 |
| Jan - Nov 2023 | 186942 |

Source: Directorate of Tourism, Government of Goa

Annexure – 37

Foreign Tourist Arrival by Cruise Ship (October to May)

| Sr No. | Month | No. of Vessels | Foreign Tourist |
|--------|------------------------------|----------------|-----------------|
| 1 | 2019-20 | 35 | 46076 |
| 2 | 2020-21 | 0 | - |
| 3 | 2021-22 | 0 | - |
| 4 | 2022-23 | 18 | 7747 |
| 5 | 2023-24 (upto November 2023) | 1 | 2300 |

Source: Directorate of Tourism, Government of Goa

Annexure – 38

Total number of Hotels / Paying Guest Houses, Rooms and Beds as on 31.03.2023

| Category | No. of Hotels | No. of Rooms | No. of Beds |
|--------------|---------------|--------------|--------------|
| A | 85 | 9896 | 16191 |
| B | 269 | 12461 | 19729 |
| C | 2456 | 27721 | 43949 |
| D | 3112 | 10166 | 15984 |
| TOTAL | 5922 | 60244 | 95853 |

Source: Directorate of Tourism, Government of Goa

ANNEXURE – 39

Vehicles registered under various categories for last five years (Year wise)

| Sr. No. | Type of Motor Vehicle | 2019-20 | 2020-21 | 2021-22 | 2022-23 | 2023-24 (as on 31st Dec 23) |
|---------|-----------------------------------|--------------|--------------|--------------|--------------|--------------------------------|
| | Transport | | | | | |
| 1 | Motorcycle for hire | 2553 | 758 | 1823 | 5089 | 3110 |
| 2 | Goods Vehicles | 1816 | 1288 | 1849 | 2428 | 1884 |
| 3 | Taxis | 2963 | 337 | 356 | 3958 | 3979 |
| 4 | Buses + Minibuses including K.T.C | 263 | 51 | 76 | 180 | 306 |
| 5 | Auto Rickshaws | 95 | 30 | 53 | 128 | 97 |
| 6 | Others | 34 | 15 | 69 | 56 | 36 |
| | Total | 7724 | 2479 | 4226 | 11839 | 9412 |
| | Non - Transport | | | | | |
| 1 | Motorcycles + Scooters | 44463 | 29617 | 32725 | 46465 | 34326 |
| 2 | Private Cars + Jeeps | 17643 | 12088 | 13591 | 17700 | 14227 |
| 3 | Others | 132 | 121 | 128 | 136 | 197 |
| | Total | 62238 | 41826 | 46444 | 64301 | 48750 |
| | Grand Total | 69962 | 44305 | 50670 | 76140 | 58162 |

Source: Directorate of Transport, Government of Goa

Annexure - 40

Details of important works completed during the last five years under Buildings and Roads sectors under Public Works Department

(₹ in lakhs)

| Sr. No | Name of the Project | Project Cost |
|------------------|---|--------------|
| 1 | 2 | 3 |
| Buildings | | |
| 1 | Civil works for the office of the Executive Engineer WDV, PWD Accommodated above WDIII, (PHE-N) at St.Inez Panaji-Goa. | 81.78 |
| 2 | Providing interior for the office of the Executive Engineer WDV, PWD accommodated above WDIII(PHE-N) at St.Inez, Panaji | 92.4 |
| 3 | Construction of new building for Police outpost at St. Cruz Tiswadi Goa. | 110.83 |
| 4 | Repairs & Painting of Marine workshop office building of River navigation office (RND) at Betim. | 19.99 |
| 5 | Providing Galvulim roofing sheets to the Civil Court building at Pernem. | 12.89 |
| 6 | Finishing work of New Office building for Public Works Department at Altinho Panaji | 104.08 |
| 7 | Urgent repairs works to the police outpost at Taleigao allotted to the office of Anti Terroism squad on the 1st floor | 35.02 |
| 8 | Various repairs to drugs detoxification centre building at Khorlim mapusa Goa under mapusa constituency | 21.94 |
| 9 | Replacement of roof of urban health centre mapusa in mapusa constituency | 12.11 |
| 10 | Major repair of work of the existing Community Hall of Shree Dev Gurudev Saustan (Shri Deo Guru) at Ghongree Maina Navelim Bicholim Goa | 39.47 |
| 11 | M/R to Raj Bhavan SH: Construction of Darbar Hall and dining place at Raj Bhavan (additional works including Electrical work). | 786.32 |
| 12 | Improvement/ Alteration and other miscellaneous work of Apna ghar including repairs , painting at protective home Mercedes in reference to a Suo Motu writ petition No 2 of 2016 (Second Call). | 23.22 |
| 13 | Urgent repairs to Government high school at Donapaula Tiswadi Taluka | 50.71 |
| 14 | Urgent repair of roof and other miscellaneous work of Sai Vidhya Mandir at Torxim Pernem | 25.70 |
| 15 | Finishing work of incomplete mandup of Ravalghadi Gramasth Panchayathan Devasthan temple at aldona constituency | 22.23 |
| 16 | Carpentry work for the office of Executive Engineer accounts and ADM of PWD W.D V on lowest Ground Floor at Multipurpose hall Near "C-type Quarters Althino Panjim Goa." | 67.59 |
| 17 | Repairs and restoration of ADM block at Apna Ghar Mercedes | 45.74 |
| 18 | Proposed annexe block for Raj Bhavan at Dona Paula Goa. | 2579.01 |
| 19 | M/R to Raj Bhavan SH: Construction of Darbar Hall and dining place at Raj Bhavan. (Additional Civil Works). | 76.42 |
| 20 | M/R to Raj Bhavan SH: Construction of Darbar Hall and dining place at Raj Bhavan. (Landscaping, beautification, roads works and other works). | 78.29 |
| 21 | Construction of Coastal Security Police Station at Chapora Bardez – Goa | 36.57 |
| 22 | Proposed compound wall, security & Driver room for Protective Home at Apna Ghar, Mercedes in reference to Suo Motu Writ Petition No. 2 of 2016. | 45.08 |
| 23 | Carpentry work for the office of ASW-I & ASW-II PWD W.D V on lowest Ground Floor at Multipurpose hall Near "C-type Quarters Althino Panjim Goa." | 44.19 |
| 24 | Beautification and renovation of the Sant Tukaram math Ambesiwada (phase-II) | 32.89 |
| 25 | Urgent repairs renovation of E-Type Bungalow D type quarters garages and compound wall Including beautification of surrounding area at Court complex Bicholim Goa (SECOND CALL)." | 68.13 |
| 26 | Internal and External painting of the Institute Building of ITI Pernem Goa." | 21.41 |
| 27 | Painting and other miscellaneous work for primary Health centre at Kelbai Mayem-Goa. | 6.25 |

Annexure – 40 (Continued)

| Sr. No | Name of the Project | Project Cost (₹in lakh) |
|--------|---|-------------------------|
| 28 | Urgent providing of roof to Govt primary middle school Mapusa | 21.05 |
| 29 | Replacement of false ceiling and painting for urban health centre Mapusa in mapusa constituency | 6.33 |
| 30 | Replacement of roofing of the school building of Govt primary school Mulgao Bicholim Goa. | 19.67 |
| 31 | Repairs to school building & compound wall of Govt Primary school Sal Bicholim Goa. | 7.73 |
| 32 | Miscellaneous work for protective home at Apna Ghar, Mercas | 12.45 |
| 33 | Additional work for providing washroom for the driver & security & other miscellaneous work for Protective Home at Apna Ghar, Mercas | 10.27 |
| 34 | Providing window grills aluminium window cabinet for granite counter in dental room laboratory conference room of primary health centre corlim under G-20 | 3.19 |
| 35 | Construction of New Casually room behind OPD block primary health centre corlim under G-20 | 3.57 |
| 36 | Miscellaneous works like providing and fixing tiles in front of Immunization block etc at primary health centre corlim under G-20 | 3.53 |
| 37 | Proposed Divisional office Building for PWD at St. Inez, Panaji Goa. | 2888.78 |
| 38 | Urgent major repair to roof and other Misc work of School building S.S.V. Govt School Kumbharjua Tiswadi Goa | 40.14 |
| 39 | M/R to Government Primary Health Centre in Siolim Constituency S.H:- Urgent repairs to walls and repainting on G.F and F.F of new Siolim PHC building. | 5.2 |
| 40 | M/R to Government Primary Health Centre in Siolim Constituency S.H:- Urgent development to the entrance/ surrounding and providing Inter locking Pavers at new Siolim PHC. | 6.43 |
| 41 | M/R to Government Primary Health Centre in Siolim Constituency S.H:- Urgent repairs to the roof providing grills/jail to opening, Providing floor tiles at S.F. of new Siolim PHC building. | 7.22 |
| 42 | Repairs of slab/Roof of community Hall Situated at Kasarwada Mulgao. Taluka Bicholim Goa. | 3.48 |
| 43 | Urgent repairs work Govt.High School Tarmatha-Bhile Surla Bicholim | 11.02 |
| 44 | Repainting and other repair works to government High School Mencurem Bicholim -Goa. | 11.16 |
| 45 | Restoration and "Beautification of existing Rest room at Old Goa Ferry Ramp." | 7.13 |
| 46 | Urgent repairs and renovation of Emergency Care Centre in Primary Health Centre at Casarvernem Pernem -Goa. | 5.74 |
| 47 | Repairs of aganwadi centre located at Khalchawada mencurem in bicholim taluka | 7.87 |
| 48 | Repairs work of community hall of shri sateri kelbai devasthan V.P Latambarcem Bicholim Goa. | 14.16 |
| 49 | Urgent repair to Govt High school mulgao in Bicholim | 11.01 |
| 50 | Construction of nature Interpretation centre and other renovation works for Dr. Salim Ali Bird Sanctuary, Chorao S.H. Demolition of Ticket counter & construction of Administrative Block for forest Department of Chodan reg." | 70.23 |
| 51 | Construction of nature Interpretation centre and other renovation works for Dr. Salim Ali Bird Sanctuary, Chorao S.H Improvement to the walkway from main gate to sitting deck--- reg." | 386.88 |
| 52 | Re -Construction of RND passenger shed at Diwar side from St.Pedro/Diwar route (shed-i) and old Goa/Piedade route 9shed-ii) Second Call." | 31.3 |
| 53 | Proposed construction of Handloom training centre at Nirmalanagar ,Xeldem in Curchorem Constituency.(Balanced and Additional work) | 118.77 |
| 54 | Construction of Community Hall at Ghanemorod Xeldem in Curchorem Constituency | 68.29 |
| 55 | Construction of Coastal security Police station at Talpona (Civil +Electrical work) | 115.06 |

Annexure – 40 (Continued)

| Sr. No | Name of the Project | Project Cost (₹ in lakh) |
|--------------|--|--------------------------|
| Roads | | |
| 56 | Improvement of road MDR-26 at ch.7.50km to ch.7.65km(Accidental zone) at Poriem Constituency of Sattari Taluka. | 65.78 |
| 57 | Improvement of road MDR-26 at CH.2.60km to CH.280km at Kopardem village of Poriem Constituency of Sattari Taluka. | 81.98 |
| 58 | Improvement and providing of Hotmix carpet on Valpoi Thane road (MDR-26) in a length of 9.00km-C.R.F | 383.10 |
| 59 | Improvement and Hotmixing of various leftout internal roads in V.P.Honda of Poriem Constituency in Sattari Taluka. | 241.90 |
| 60 | Strengthening of road surface from ch.1.20 km to ch.3.05km from jambliche Temb to NH 748 AA in V.P. Dongurli Thane of Poriem Constituency in Sattari Taluka | 159.52 |
| 61 | Improvement of existing culvert and road on MDR-26 at from ch.8.00km to 8.50 km at Pali Village of Poriem constituency in Sattari Taluka. | 76.58 |
| 62 | Improvement of existing kaccha road connecting to MDR-26 to Village Naneli from ch.0.00 ch.1613.5 kms in V.P. Dongurli Thane of Poriem Constituency in Sattari Taluka | 44.39 |
| 63 | Widening of road POR-77 from ch.1.0km to ch.7.0km in V.P. Mauxi of Poriem Constituency in Sattari Taluka | 231.61 |
| 64 | Improvement & Hotmixing of various internal road of V.P. Keri in Poriem Constituency of Sattari Taluka | 59.65 |
| 65 | Improvement and providing hotmixing carpet on Valpoi-Bhironda-Advai-Pissurlem-Honda road (MDR-270 in a length of 17km in Poriem Constituency in Sattari Taluka. | 768.36 |
| 66 | Improvement and hot mixing of various leftout internal branch roads in V.P. Nagargao in Valpoi Constituency in Sattari Taluka. | 700.60 |
| 67 | Improvement of road with hotmixing various places at Pethyer in VP Carambolim in Cumbharjua Constituency of Tiswadi Taluka | 56.70 |
| 68 | Improvement and hotmixing of road from NH4A (Opp to cross) to the Dhado junction in VP Corlim in Cumbharjua Constituency of Tiswadi Taluka | 65.80 |
| 69 | Providing bituminous concrete for roads in Nina Pinto colony, Caculo Colony & other surrounding roads at Campal in Panaji Constituency of Tiswadi Taluka | 37.64 |
| 70 | Providing bituminous concrete of roads in St.Marys colony, Nalanda colony in Campal areas of Panaji Constituency of Tiswadi Taluka | 51.34 |
| 71 | Repairs to the roads by providing bituminous concrete in La campal colony at Campal of Panaji Constituency of Tiswadi Taluka | 53.93 |
| 72 | Construction of road around the mala lake connecting Rua de Aurem road near PDA office Mala of Panaji Constituency of Tiswadi Taluka | 29.45 |
| 73 | Construction of footpath with paint tiles on LHS of Taleigao Church Syndicate Bank road under Taleigao V.P. in Taleigao Constituency of Tiswadi Taluka. | 71.15 |
| 74 | Improvement with resurfacing of road from MDR III junction to Odxel village from Taleigao road to Models building under Taleigao V.P. Taleigao Constituency of Tiswadi Taluka. | 57.74 |
| 75 | Improvement with resurfacing of internal roads at Machado Cour and road from MDR III to Rosary School under Taleigao V.P. Taleigao Constituency of Tiswadi Taluka. | 98.2 |
| 76 | Improvement of all existing left out internal roads by providing and laying 30mm thick bituminous concrete in St. Cruz Constituency of Tiswadi Taluka. | 115.31 |
| 77 | Improvement with hotmixing of roads Adarsh circle to Science center Miramar in CCP ward NO. IV in Taleigao Constituency of Tiswadi Taluka. | 64.32 |
| 78 | Repairs to the roads by providing bituminous concrete in Lake view colony at Campal of Panaji Constituency of Tiswadi Taluka | 34.91 |

Annexure – 40 (Continued)

| Sr. No | Name of the Project | Project Cost (₹in lakh) |
|--------|---|-------------------------|
| 79 | Improvement with resurfacing of balance roads at Cardoz Vaddo Oitaliem Chinchudrem Lourds and Vhadle Bhat under Taleigao V.P. Taleigao Constituency of Tiswadi Taluka. | 52.11 |
| 80 | Improvement to the existing PWD roads in various wards of VP St. Estevam in Cumbharjua of Tiswadi Taluka. | 27.14 |
| 81 | Improvement of road with hotmixing various places at Pethyer in VP Carambolim in Cumbharjua Constituency of Tiswadi Taluka | 56.7 |
| 82 | Improvement of PWD roads at Deubagh & surrounding Sateri temple at VP Neura in St. Andre Constituency in Tiswadi Taluka | 44.77 |
| 83 | Improvement with hotmixing of roads at Eugene Marad and near Gulmohor behind Syndicate bank Caranzalem in Taleigao Constituency of Tiswadi Taluka. | 36.22 |
| 84 | Construction of RCC box culvert near Kenkre estate Cabessa & at Premier bairo in St. Cruz VP in St. Cruz Constituency in Tiswadi Taluka | 21.41 |
| 85 | Improvement and hotmixing of internal connecting roads in VP Chodan Madel in Tiswadi Taluka of Mayem Constituency. | 183.67 |
| 86 | Improvement and resurfacing road from Miramar circle to karanzalem fish market via Adarsh circle under Taleigao Constituency of Tiswadi Taluka. | 167.39 |
| 87 | Improvement of road with pavers in St. Augustine and Bandir wards in St. Cruz VP. | 105.41 |
| 88 | Providing hotmix to PWD left out roads in VP Carambolim in Cumbharjua constituency of Tiswadi Taluka | 55.61 |
| 89 | Improvement of road and providing and laying hotmixing at Zuari, Morgod, Ponderosa Sateri Uddiwado and balance left hand side roads including drains in Goa velha at St. Andre Constituency | 67.5 |
| 90 | Improvement with hotmixing of roads at Nagali hills, Kevanem and Divao under Taleigao VP in Taleigao Constituency of Tiswadi Taluka. | 129.19 |
| 91 | Providing laying shot blasted pavers from Suresh Borkar house to Katyayani temple in ward NO. III in VP Chodan Madel in mayem Constituency. | 20.57 |
| 92 | Widening and improvement of MDR II (Military gate) to Old NH 17 Goa velha via Curca bridge and connected roads to St. Andre constituency in Tiswadi Taluka. | 107.72 |
| 93 | Repairs to the drains and hotmixing to the internal roads at Babu Nagar at Ribandar in Panaji Constituency of Tiswadi Taluka | 60.57 |
| 94 | Improvement and BT with hotmix of road from KTC Bus stand to New Rua de Qurem Bridge mala of EDC Patto Plaza in Panaji Constituency of Tiswadi Taluka | 86.66 |
| 95 | Improvement and BT with hotmix to the road from Herald Office to Nikhil Store and from TB Cunha Government School to Edeon Pinto in Campal of Panaji Constituency of Tiswadi Taluka | 19.51 |
| 96 | Improvement and hotmixing of PWD roads from MDR I to VP Caramboli in Cumbharjua Constituency of Tiswadi Taluka. | 70.74 |
| 97 | Reconstruction of drain with slab from Kamat complex to Kamat estate in CCP ward no.5 at St. Inez in Taleigao Constituency of Tiswadi Taluka. | 14.54 |
| 98 | Repairs to the drain from Ambedkar Garden to Marine Police Ramp at Patto in Panaji Constituency of Tiswadi Taluka. | 19.63 |
| 99 | Repairs to the various damaged road stretches of Panaji city with hotmix material in Tiswadi Taluka of Panaji Constituency. | 78.66 |
| 100 | Hotmixing of roads from Old Taleigao Panchayat bldg to Justa hotel in Taleigao Constituency of Tiswadi Taluka. | 184.74 |
| 101 | Improvement to existing road near Happy Kids School St.Inez in CCP ward no 16 under Taleigao Constituency of Tiswadi Taluka. | 18 |
| 102 | Improvement and B.T. (with hotmix) of roads from Church square to Jogers park circle, AIR circle to Traffic Headquarters, Joggers park circle to St. Inez junction, Branch road near Montipio quarters Nirmala Institute Altinho, Mayfair hotel to central tower to Pandurang Bicholkar house, Mahesh Chari to Shekhar Degvekar house and Ramakant Naik House to Hotel Manoshanti in Panaji Constituency. | 139.57 |

Annexure – 40 (Continued)

| Sr. No | Name of the Project | Project Cost (₹ in lakh) |
|--------|---|-----------------------------|
| 103 | Providing hight restriction barrier crash barrier and improvement to the existing protection wall near St. Anna Church Moulla Curca in Tiswadi Taluka. | 40.4 |
| 104 | Construction of new drain from Shri Upendra Netravalkars residence to Mendes plaza in CCP ward no. 4 & 5 under Taleigao constituency in Tiswadi Taluka. | 81.2 |
| 105 | Reconstruction of Box Culverts (2 nos) at Kamrabhat under Taleigao Constituency in Tiswadi taluka. | 22.62 |
| 106 | Urgent hotmixing of damaged road stretches form Taleigao Market junction to Bhatulem via Durgawadi in Taleigao Consituency | 43.65 |
| 107 | Urgent hotmixing of damaged road stretches from Madhuban junction to Hotel Goa International, Adarsha circle to Kamat villas, MDR -3 junction to Taleigao church, Taleigao Market junction to Amaral Bandh in Taleigao Consituency of Tiswadi Taluka. | 55.22 |
| 108 | Urgent resurfacing of road stretches from D.B. road to Marriot hotel and other internal roads for visit of Hon. Union Home Minister of India from 14/10/2020 to 15/10/2020 in Panaji Constituency of Tiswadi Taluka. | 67.78 |
| 109 | Urgent hotmixing of damaged road stretches in V.P. St. Cruz Mercedes and Chimbél in St. Cruz Constituency of Tiswadi Taluka | 57.22 |
| 110 | Urgent hot mixing of damaged road stretches from Down the road Restaurant to Four pillars junction & near Directorate of Accounts Cortin in Panaji Constituency of Tiswadi Taluka. | 60.94 |
| 111 | Urgent hot mixing of damaged road stretches in VP Azzossim-Mandur, Goa Velha, Neura Batim, Agassaim, Curca Bambolim and Talaulim, MDR-1 and ORD in St. Andre Constituency of Tiswadi Taluka. | 36.89 |
| 112 | Urgent resurfacing of road stretches from Divza circle to Secretariat, Porvorim via kTC bus stand for visit of Hon. Union Minister of India from 14/10/2021 to 15/10/2021. | 73.39 |
| 113 | Urgent repairs of damaged road stretches from West coast yard to Divza circle Ribandar causeway in Panaji Constituency of Tiswadi Taluka. | 43.67 |
| 114 | Urgent repairs of damaged road stretches on Patto Ribandar causeway in Panaji Constituency of Tiswadi Taluka. | 75.63 |
| 115 | Urgent resurfacing of road stretches from Divza circle to Miramar circle for visit of Hon. Home Minister of India from 14/10/2020 to 15/10/2020 in Panaji Constituency of Tiswadi Taluka. | 74.61 |
| 116 | Urgent resurfacing of road stretches from Taleigao Community hall to Sea shore road via Old Syndicate Bank Caranzalem for visit of Hon. Home Minister of India from 14/10/2021 to 15/10/2021 in Taleigao Constituency of Tiswadi Taluka. | 71.51 |
| 117 | Urgent hotmixing of damaged road stretches in the jurisdiction of CCP in Panaji Constituency of Tiswadi Taluka. | 22.53 |
| 118 | Improvement and B.T (with hot mix) of road from Mala Spring (Zar) to St.Francis Xavier Chapel Portais in Panaji Constituency in Tiswadi Taluka. | 18.92 |
| 119 | Improvement with resurfacing of all left out roads of CCP ward NO.I & IV in Taleigao Constituency in Tiswadi Taluka. | 111.03 |
| 120 | Construction of drains and hot mixing of internal roads in Goa velha V.P. in St. Andre constituency. | 41.49 |
| 121 | Hot mixing of road from Community hall to essar building via Taleigao market and internal road at Amaral waddo under Taleigao V.P. Taleigao constituency in Tiswadi Taluka. | 71.29 |
| 122 | Improvement and reconstruction of roads at Valley View colony located in survey no. 87, Alto Santa Cruz behind Vasudha colony V.P. Santa Cruz in santa Cruz Constituency of Tiswadi Taluka. | 39.99 |
| 123 | Improvement of internal roads by hot mixing and construction of drains in Batim Panchayat in St. Andre Constituency. | 106.62 |

Annexure – 40 (Continued)

| Sr. No | Name of the Project | Project Cost (₹in lakh) |
|--------|--|-------------------------|
| 124 | Improvement of internal roads by hot mixing and construction of drains in GMC Qtrs village Panchayat Curca Bambolim in St. Andre Constituency. | 62.69 |
| 125 | Improvement of internal roads by hot mixing and construction of drains in Village Panchayat Azossim Mandur in St. Andre Constituency. | 152 |
| 126 | Improvement of internal roads bu hot mixing and construction of drains in V.P. St. Andre (Goa Velha) in St. Andre Constituency. | 108.41 |
| 127 | Improvement of road by raising and laying full grout & construcion of RCC box culvert at Vaddy roads near Jack Sequera junction in Mercedes VP in St. Cruz Constituency in Tiswadi Taluka. | 36.41 |
| 128 | Improvement of existing road with B.C. ionternal road Cabesa upto Heera Bar near Rooland Apartment in Rusaiwaddo at VP at St. Cruz Constituency of Tiswadi Taluka. | 14.33 |
| 129 | Improvement and strengthening of road with mixing drainage footpath construction of culvert at Carmibhat Mercedes in St. Cruz Constituency | 47.66 |
| 130 | Improvement of internal roads with side drains from Santan Fernandes house to Anand Stinez Karat at Fonsabhat at Mercedes V.P. of Santa Cruz Constituency at Tiswadi Taluka | 15.82 |
| 131 | Construction of six seater Sulabh Shauchalaya toilet complex at outside GMC, and Construction of Sulabh Shauchalaya toilet complex at bus stop, GMC, Bambolim -Goa. | 66.51 |
| 132 | Improvement of balanced roads at Kadamba Govt. employees Co-op Scty Ltd., Kadamba plateau in V.P. Chimbhel of Santa Cruz Constituency of Tiswadi Taluka. | 58.88 |
| 133 | Urgent hot mixing of damaged road stretches in V.P Cumbharjua, St. Estevam, Goltim, Navelim, Sao Mathias, Carambolim, Corlim in Cumbharjua Constituency of Tiswadi Taluka | 41.37 |
| 134 | Widening of Nauxim Bambolim Siridao road in St. Andre Constituency | 771.46 |
| 135 | Improvement and B.T (with hot mix) of road in ward No. 29 of CCP at Ribandar in Panaji Constituency in Tiswadi Taluka. | 87.31 |
| 136 | Consultancy charges for inspection of Cumbharjua Bridge and submission of estimate for repairs and rehabilitation and strengthening of Cumbharjua Bridge in Cumbharjua Constituency of Tiswadi Taluka. | 5.43 |
| 137 | Improvement and hotmixing of PWD roads in ward no 8 in VP Carambolim in Cumbharjua constituency of Tiswadi Taluka. | 67.17 |
| 138 | Improvement of existing storm water drain at Bella Vista Vaddo Corlimin V.P Corlim in Cumbharjua Constituency in Tiswadi Taluka. | 49.72 |
| 139 | Improvement and hotmixing of road in Survey No.129/0 near Moonlight Building in V.P. Corlim in Cumbharjua Constituency. | 33.82 |
| 140 | Improvement and Hotmixing of PWD road in Ravalnath nagar in V.P Corlim Cumbharjua Constituency. | 74.82 |
| 141 | Improvement and hotmixing of PWD roads in Akshay nagar in V.P Corlim Cumbharjua Constituency. | 73.48 |
| 142 | Improvement and hotmixing of PWD roads in ward no 7 in VP Carambolim in Cumbharjua constituency of Tiswadi Taluka. | 63.89 |
| 143 | Improvement of roads with hot mixing at Jyoti Estate in V.P Corlim Panchayat in Cumbharjua Constituency of Tiswadi Taluka. | 67.16 |
| 144 | Improvement with resurfacing of road stretches from GMC Bambolim to NIO circle for visit Hon'ble Prime minister of India in Taleigao Const. of Tiswadi Taluka. | 55.41 |
| 145 | Potholes repairs using jet Patcher in North Goa District | 171.00 |
| 146 | Compliation of road assests catlounge of the entire roads in North Goa District and South Goa District | 57.00 |
| 147 | Road condition survey for defect mapping of the entire roads in North Goa District & South Goa District. | 45.00 |

Annexure – 40 (Continued)

| Sr. No | Name of the Project | Project Cost (₹ in lakh) |
|--------|---|--------------------------|
| 148 | Urgent hot mixing of roads near Darbar Hall, Aushadhi Vatika & internal main road of Raj Bhavan in view of visit of Hon'ble Vice President of India in Taleigao Constituency of Tiswadi Taluka. | 71.38 |
| 149 | Urgent hot mixing of damaged road stretches near Hindu Crematorium St. Inez in Taleigao Constituency of Tiswadi Taluka. | 39.53 |
| 150 | Improvement & BT (with hotmix) of roads in Tamba Colony ward 13 at St. Inez & providing interlocking pavers & stainless steel railing in ward 23 at Altinho in Panaji Constituency of Tiswadi Taluka. | 39.10 |
| 151 | Potholes repairs using Jet Patcher in North Goa District under the jurisdiction of Division II, VII, XIII & XXIII (Ex-post facto) | 171.00 |
| 152 | Potholes repairs using Jet Patcher in North Goa District under the jurisdiction of Division II, VII, XIII & XXIII (Ex-post facto) | 85.50 |
| 153 | Potholes repairs using Jet Patcher in North Goa District under the jurisdiction of Division II, VII, XIII & XXIII (Ex-post facto) | 79.59 |
| 154 | Reconstruction of existing masonry arch culvert with RCC box culvert on road at Voilem Bhat in Mercedes V.P. in St. Cruz Constituency. | 24.67 |
| 155 | Improvement of internal roads by hot mixing and construction of drains in village panchayat Neura in St. Andre Constituency. | 35.89 |
| 156 | Improvement of internal road and construction of drains at Bambolim Housing Colony at Kajikadem Arcar at village panchayat Curca Bambolim Talaulim in St. Andre Constituency. | 26.75 |
| 157 | Improvement with resurfacing of roads from Pai Bhavan to CCP Quarters at Kamrabhat in Taleigao Constituency in Tiswadi Taluka. | 35.48 |
| 158 | Widening and reasphalting of road at various places in vanxim ward No.VII of V.P. Sao Mathia Divar in Cumbharjua Const. in Tiswadi Taluka | 27.01 |
| 159 | Re-instatement of road excavated for laying under ground cable from Bambolim sub station to Batim area in St-Andre Const. | 245.36 |
| 160 | Improvement of existing road by providing and laying Bituminous concrete from Cocochin junctoion to Taleigao junction via Bandh Aardhi in V.P. St. Cruz of Tiswadi Taluka. | 39.05 |
| 161 | Hotmixing of internal road in ward No. 6 & 7 of V.P. SE-old Goa in Tiswadi Taluka. | 78.92 |
| 162 | Urgent repairs to the road by providing and laying 50mm full grout from Chamunda residency to old Taleigao Panchayat in Taleigao Const. of Tiswadi Taluka. | 18.79 |
| 163 | Improvement to the existing road in PDA Colony in Ward III connecting PWD road in V.P. Corlim in Cumbharjua Constituency. | 100.83 |
| 164 | Re-installement of roads from PAP Dando road to new bypass highway dug for laying water supply pipeline in Goa Velha V.P. in St-Andre Const | 17.07 |
| 165 | Re-tarring of internal road from besides Directorate of Sports and Youth Affairs leading to Swimming Pool indore stadium at campal in Panaji Const. | 29.91 |
| 166 | Potholes repairs using jet patcher in the state of Goa on Pilot basis -Additional Quantity | 427.00 |
| 167 | Construction of new motorable road in ward no.6 of village Mercurim in St-Andre Const | 23.17 |
| 168 | Clearing of jungle and bush cutting along the PWD road from Divar Ferry point to Old Goa church in view of upcoming G-20 Summit 2023 of Tiswadi Taluka. | 38.85 |
| 169 | Prunning of trees and clearing of bushes along the road from GMC to Miramar via NIO circle from G20 Summit 2023 in Taleigao Const. of Tiswadi Taluka. | 21.51 |
| 170 | reinstatment of road excavated for laying under ground cable fromNeura Feeder in St-Andre Const. | 143.26 |
| 171 | Cosntruction and improvement to the cross drains at Divja Circle in jurisdiction of Corporation of City of Panaji | 18.67 |

Annexure – 40 (Continued)

| Sr. No | Name of the Project | Project Cost (₹in lakh) |
|--------|--|-------------------------|
| 172 | Improvement to the riding quality from NH to PHC Corlim in view of G20 meeting in Tiswadi Taluka. | 52.15 |
| 173 | Beautification and upkeep of PWD road from Panjim to MOCA (Museum of Christian Arts) Old Goa in Tiswadi Taluka in view of G20 Summit. | 11.78 |
| 174 | Strengthening and Improvement of riding quality from Divza circle to Old Goa & ring road around Old Goa Church in the State of Goa. | 15.33 |
| 175 | Improvement and bituminous topping (Hot mix) for roads by milling of existing Bituminous surface from Portuguese consulate to bhandare hospital, Alfonso Guest house to Mamai Kamat St. Francis Chapel to mala spring and the behind main Post office at Lawande house in view of for G20 Summit 2023. | 288.08 |
| 176 | Providing delineators and painting of kerb stones from NIO circle to Miramar circle for G20 Summit 2023 Taleigao constituency of Tiswadi Taluka." | 15.3 |
| 177 | Improvement to road stretches, painting of road divider, painting of road marking from GMC Bambolim to NIO Circle for G20 Summit 2023 in Taleigao Constituency of Tiswadi Taluka. | 111.11 |
| 178 | Improvement and Bituminous topping (hotmix) for roads in Panaji City for G-20 Summit 2023 | 11.55 |
| 179 | Improvement and Bituminous topping (hotmix) of roads by milling of existing bituminous surface from KTC bus stand to Miramar Circle along on D.B. road in view of G-20 Summit 2023 | 14.17 |
| 180 | Replacement of pavers on the footpath along D.B. road from Divja circle to Miramar Circle for G-20 Summit 2023 Constituency | 1517.68 |
| 181 | Transportation of treated sewerage water for watering trees in medians and sides along the road from GMC to Divja Circle via Miramar and from Mercedes junction to Old Goa for G20 Summit 2023 in Tiswadi Taluka. | 22.92 |
| 182 | Painiting with thermoplastic paint on roads in Central Panaji for G-20 Summit 2023 in Panaji Constituency | 44.75 |
| 183 | Reinstatement of road excavated for laying underground cable from Curca tapping with Batim in St. Andre Constituency | 29.83 |
| 184 | Reinstatement of roads from Curca Batim road from Sojikaden (Cow Slaughter) to maina Batim dug for laying water supply pipeline in Batim V.P. in St. Andre Constituency in Tiswadi Taluka. | 32.1 |
| 185 | Widening of MDR 3 near NIO staff colony for G20 Summit 2023 in Taleigao Constituency of Tiswadi Taluka. | 113.34 |
| 186 | Re-instatement of roads in Dukrem and mercurim word dug for alying water supply pipeline in Agassaim V.P. in St. Andre Constituency in Tiswadi Taluka. | 24.62 |
| 187 | Reinstatement of roads from Goa Velha bypass to Agassaim junction (Old NH) dug for laying water supply pipeline in Agassaim V.P. in St. Andre Constituency in Tiswadi Taluka. | 31.34 |
| 188 | Pothole repairs using Jetpatcher in North Goa District under the jurisdiction of Division II, XIII & XXIII for additional area Part-I. | 826.36 |
| 189 | Reinstatement of road excavated for laying underground cable from Bambolim sub station to Chimbhel in St. Cruz Constituency. | 133.62 |
| 190 | Improvement of internal road by hotmixing and construction of drains in village panchayat Siridao Pale in St. Andre Constituency. | 90.03 |
| 191 | Providing consultancy for Improvement and upgradation of existing road with required safety features from Kadamba plateau to St. Anna Church at Curca in St. Andre Constituency. | 27 |
| 192 | Transportation of treated sewerage water(Additional Quality) for watering trees in medians and sides along the road from Hotel Majestic to Aatl Setu ,GMC to NIO Circle KTC to Mercedes Circle and from Mercedes Junction to Old Goa for G20 Summit 2023 in Tiswadi Taluka and Bardez Taluka. | 35.45 |

Annexure – 40 (Continued)

| Sr. No | Name of the Project | Project Cost (₹ in lakh) |
|--------|---|--------------------------|
| 193 | Reinstatement of road excavated for laying and under ground cable from Bambolim Sub Station to Mercedes area in St.Cruz Constituency | 35.71 |
| 194 | Repairs to the footpath by providing Chequered Tiles behind head post office in Sao Tome area for G-20 Summit 2023 in Panjim Constituency Krishnaraj J.Candolkar | 3.91 |
| 195 | Improvement of existing road by full grout and providing and laying 30mm thick bituminous concrete at lane 1 ,Bondir and lane 2 internal road at Augustin in V.P St.Cruz Constituency in Tiswadi Taluka | 16.91 |
| 196 | Improvement and installation of railing on the existing footpath beginning from Bokodiar leading through the fields to Maddir in ward no.3 of V.P St.Cruz in St.Cruz Constituency | 19.38 |
| 197 | Improvement of internal roads in ward no.02 connecting to road VL-32 in V.P. Nagargao in Valpoi Constituency in Sattari Taluka. | 56.42 |
| 198 | Improvement of roads in ward no 5 connecting to road VL-26 in V.P.Nagargao in Valpoi Constituency in Sattari Taluka. | 26.45 |
| 199 | Construction of bridge at Morle Bagwada in V.P. Morle of Poriem Constituency in Sattari Taluka. | 956.02 |
| 200 | Improvement and hotmixing of leftout internal roads in VP Bhironde in Poriem Constituency in Sattari Taluka. | 297.89 |
| 201 | Hotmixing of internal roads in V.P.Dongurli-Thane of Poriem Constituency in Sattari Taluka. | 284.36 |
| 202 | Proposed career guidance, training and placement office for Goa College of Engineering Ponda Goa (Civil and Electrical work) | 57.93 |
| 203 | Proposed Veterinary Dispensary for Animal Husbandry & Veterinary Services Department at Mollem, in Dharbandora Taluka | 119.46 |
| 204 | Proposed annex to computer Engineering Department for Goa College of Engineering Department at Farmagudi.SH:- Furniture and Interior work. | 89.7 |
| 205 | Upgradation of Facilities and infrastructure for classroom and conference hall at forest training school Valpoi. | 41.32 |
| 206 | Construction of New Guar encloser at Bondla Zoo | 51.96 |
| 207 | Upgradation / renovation existing Community hall at Village Panchayat Bhironda in Sattari Taluka. | 68.57 |
| 208 | Construction of compound wall For H.B Dessai GHS Thane Sattari Goa. | 42.86 |
| 209 | Construction of New Guar encloser at Bondla Zoo | 51.96 |
| 210 | Construction of Sports Complex at Marcaim Ponda | 630 |
| 211 | Government Office Building Complex for various Government offices at Dharbandora. | 793 |
| 212 | State Highway No.1 (Honda to Usgao) | 158.63 |
| 213 | Improvement and Hot Mixing of left out internal roads in Ward No.1 of Ona Mauliguem Kudchirem in Mayem Constituency of Bicholim Taluka | 50.06 |
| 214 | Construction of new Box Type Culvert (2 Nos) (protection wall and raising of road level along Pompurpa Ferry at Belbhat in V.P. Chodan Madel in Mayem Constituency of Bicholim Taluka | 83.45 |
| 215 | Re-construction of new Box type culvert (2 Nos) at road leading to Khadap in V.P. Chodan Madel in Constituency in Tiswadi Taluka. | 39.73 |
| 216 | Hotmixing of road M33, M32 from Chimulwada Junction to Poir Bridge in V.P. Mayem in Mayem Constituency of Bicholim Taluka | 67.92 |
| 217 | Repairs & hotmixing of left out internal roads of Maulinguem village in V.P. Ona Maulinguem Kudchirem in Mayem Constituency of Bicholim Taluka. | 109.46 |

Annexure – 40 (Continued)

| Sr. No | Name of the Project | Project Cost (₹in lakh) |
|--------|---|-------------------------|
| 218 | Widening & Hot mixing of road from Katyani Temple to Ganesh Visarjan Shed (Next to Cava Khazan) and Kishor Amonkar house to Suhas Dicholkar house and upto Swapnil Dicholkar house at Karabhat in V.P.Chodan Madel in Constituency in Tiswadi Taluka. | 71.9 |
| 219 | Construction of internal roads at Newwada Ona in V.P. Ona Maulinguem in Mayem Constituency of Bicholim Taluka. | 22.77 |
| 220 | Hotmixing of MDR-21 from Lairai temple to Assonora Bus Stand in V.P. Shirgao in Mayem Constituency of Bicholim Taluka. | 93.25 |
| 221 | Urgent construction of retaining wall behind Shri Khetoba Temple Vainguinim in Mayem Constituency of Bicholim Taluka. | 40.31 |
| 222 | Hotmixing of MDR-21 from Sesa Mining at Poirra Bridge in V.P. Mayem in Mayem Constituency of Bicholim Taluka. | 45.16 |
| 223 | Repair of road damaged due to laying underground Cable by Electricity Department from Bandirwada DTC to V.P. Shirgao in Mayem Constituency in Bicholim Taluka. | 32.47 |
| 224 | Repair of road road M1 from Ch. 0.00 to 3400.00 mts. Damaged to laying of Gas pipeline by MNGL from Kudchirem to Ayee Border in Mayem Constituency in Bicholim Taluka. | 72.16 |
| 225 | Improvement and construction of road from Divgali junction to deulwada in V.P. Naroa in Mayem Constituency in Bicholim Taluka. | 69.17 |
| 226 | Improvement of pilgao Sarmanus junction in V.P. Piligao in Mayem Constituency in Bicholim Taluka. | 38.32 |
| 227 | Developmenatl work for SC Community by construction of pathway at Gawandiwada (Fulewada) in Ward No. VII at V.P. Karapur Sarvan in Mayem Constituency of Bicholim Taluka. | 17.4 |
| 228 | Construction of road from main road to Dhorli in Ward No.3 in V.P. Mayem in Mayem Constituency | 79.37 |
| 229 | Improvement & Hotmixing of road at Vodap in ward no. VI of BMC in Bicholim Constituency of Bicholim Taluka. | 27.12 |
| 230 | Improvement widening and Hotmixing of road from Salgaonkarwada Bus stop to Vishwanath Dandekar and Shripad Dandekar at khotvaig V. P. Advalpal In Bicholim Constituency of Bicholim Taluka. | 26.45 |
| 231 | Widening & Strengthening from single lane to intermediate lane of B2 road from Moitem Gotheshwar to Advalpal in V. P. Advalpal in Bicholim Constituency of Bicholim Taluka. | 272.16 |
| 232 | Repair and Asphaltting of road from Rane wada to Amthane Dam at Vadawal of V. P. Latambarcem In Bicholim Constituency of Bicholim Taluka. | 29.03 |
| 233 | Improvement and hotmixing of road from main road Shivolkarwada (Tambdo Rasto) to Gaonkarwada Health centre & Dyanprakash Vidhyalaya higher Secondary of Mulgao in Bicholim Constituency of Bicholim Taluka. | 47.32 |
| 234 | Widening & strenthening from single lane to inter mediate lane of road B1 from Kasarpal to sal in V. P. Sal in Bicholim Constituency of Bicholim Taluka. | 478.65 |
| 235 | Improvement of road MDR-26 at ch.7.50km to ch.7.65km (Accidemental lzone) at Poriem Constituency of Sattari Taluka. | 65.78 |
| 236 | Improvementof road MDR-26 at CH.2.60km to CH.280km at Kopardem village of Poriem Constituency of Sattari Taluka. | 81.98 |
| 237 | Improvement and providing of Hotmix carpet on Valpoi Thane road (MDR-26)in a length of 9.00km-C.R.F | 383.1 |

Annexure – 40 (Continued)

| Sr. No | Name of the Project | Project Cost (₹in lakh) |
|--------|---|-------------------------|
| 238 | Improvement and Hotmixing of various leftout internal roads in V.P.Honda of Poriem Constituency in Sattari Taluka. | 241.9 |
| 239 | Strengthening o road surface from ch.1.20 km to ch.3.05km from jambliche Temb to NH 748 AA in .V.P. Dongurli Thane of Poriem Constituency in Sattari Taluka | 159.52 |
| 240 | Improvement of existing culvert and road on MDR-26 at from ch.8.00km to 8.50 km at Pali Village of Poriem constituency in Sattari Taluka. | 76.58 |
| 241 | Improvement of existing kaccha road connecting to MDR-26 to Village Naneli from ch.0.00 ch.1613.5 kms in V.P. Dongurli Thane of Poriem Constituency in Sattari Taluka | 44.39 |
| 242 | Widening of road POR-77 from ch.1.0km to ch.7.0km in V.P. Mauxi of Poriem Constituency in Sattari Taluka | 231.61 |
| 243 | Improvement & Hotmixing of various internal road of V.P. Keri in Poriem Constituency of Sattari Taluka | 59.65 |
| 244 | Improvement and providing hotmixing carpet on Valpoi-Bhironda-Advai-Pissurlem-Honda road (MDR-270 in a length of 17km in Poriem Constituency in Sattari Taluka. | 768.36 |
| 245 | Improvement and hotmixing of various leftout internal branch roads in V.P. Nagargao in Valpoi Constituency in Sattari Taluka. | 700.6 |
| 246 | Improvement of internal roads in ward no.02 connecting to road VL-32 in V.P. Nagargao in Valpoi Constituency in Sattari Taluka. | 56.42 |
| 247 | Improvement of roads in ward no 5 connecting to road VL-26 in V.P.Nagargao in Valpoi Constituency in Sattari Taluka. | 26.45 |
| 248 | Construction of brigde at Morle Bagwada in V.P. Morle of Poriem Constituency in Sattari Taluka. | 956.02 |
| 249 | Improvement and hotmixing of leftout internal roads in V.P Bhirondem in Poriem Constituency in Sattari Taluka. | 297.89 |
| 250 | Hotmixing of internal roads in V.P.Dongurli-Thane of Poriem Constituency in Sattari Taluka. | 284.36 |

Source: Public Works Department, Government of Goa

Annexure – 41

List of works completed by Goa Infrastructure Development Corporation (GSIDC) in last five years.

| PROJECTS COMPLETED SINCE APRIL 2019 TILL DATE | | | |
|--|--|---|----------------------------------|
| Sr. No. | Name of Project | Actual cost of the Project/Work (in lakhs) (approx.) | Actual Date of Completion |
| 1 | 2 | 3 | 4 |
| 01/04/2019 to 31/03/2020 | | | |
| 1 | Repairs/Upgradation & Maintenance of GHS, GPMS & GPS Valpoi in Sattari Taluka - Civil, Plumbing & Electrical works. | 242.35 | 15/04/2019 |
| 2 | Supply of Stainless steel chairs (2-seater) at Goa Medical College and Hospital, Bambolim Goa | 50.29 | 06/05/2019 |
| 3 | Repairs/Upgradation & maintenance of Government schools in the state of Goa- Civil, Plumbing & Electrical works- Package-III (Bicholim Taluka) (Rate Contract) | 58.44 | 14/05/2019 |
| 4 | Government High School Xeldem at Quepem Taluka | 475.41 | 23/05/2019 |
| 5 | Repairs/Upgradation & Maintenance Of Government Schools In The State Of Goa – Civil, Plumbing & Electrical Works – Package-I (Pernem Taluka) - Rate Contract | 32.70 | 31/05/2019 |
| 6 | Repairs/ Upgradation & Maintenance of Government schools in the State of Goa –Civil, Plumbing & Electrical works in Bardez Taluka:- GPS Betim, GPS Salvaor do Mund, GPS Paithona | 87.92 | 31/05/2019 |
| 7 | Renovation of office premises of Goa Public Service commission at Panaji, Goa S.H. - Supply, Installation, Testing and Commissioning of a 5 Passenger lift | 12.97 | 14/06/2019 |
| 8 | Urgent Repairs/Renovation to Police Outpost at Sanquelim in Bicholim Taluka. | 139.64 | 15/06/2019 |
| 9 | Dismantling of HT overhead lines and supplying & laying of HT Underground cables at Panjim-HT Cable work from EDC Substation to Chimbhel junction- Additional Work | 200.28 | 15/06/2019 |
| 10 | Repairs/Upgradation & Maintenance of Govt Schools in the state of Goa - Package A (Sattari Taluka) - (GPS Kopordem, GPS Bhuipal, GPS Dhamshe) | 75.90 | 17/06/2019 |
| 11 | Repairs/Upgradation & Maintenance of Government School in the State of Goa – Civil, Plumbing & Electrical Works in Bicholim Taluka – GPS Velguem, Sankhali Goa” | 71.94 | 19/06/2019 |
| 12 | Additional infrastructure works for GMC & H – Demolition & construction of Hospital and Hostel at Mandur, Goa – S.H. – Furniture and interior works | 142.07 | 21/06/2019 |
| 13 | Dismantling of HT overhead lines and supplying & laying of HT Underground cables at Porvorim | 588.41 | 22/06/2019 |

Annexure – 41 (Continued)

| Sr. No. | Name of Project | Actual cost of the Project/Work (in lakhs) (approx.) | Actual Date of Completion |
|---------|--|--|---------------------------|
| 14 | Repairs/Upgradation and Maintenance of Government Schools in the State of Goa – Civil, Plumbing and Electrical works in:-Bardez Taluka - GPS Nagoa, GPS Verla, GPS Arpora, GPS Candolim. | 60.18 | 25/06/2019 |
| 15 | Repairs/ Upgradation & Maintenance of Government Primary schools in the State of Goa –Civil, Plumbing & Electrical works (Bardez Taluka) Package I-C:- GPS Sirsaim, GPS Coniwada, GPS Tarawada | 82.67 | 29/06/2019 |
| 16 | “Repairs/Upgradation and Maintenance of Govt. schools in the state of Goa – Civil, Plumbing and Electrical works-Bicholim Taluka- Package C (G.P.S Gaokarwada Mayem, G.P.S Shirodawadi Mulgao, G.P.S. Haturli Mayem) | 63.93 | 18/07/2019 |
| 17 | Widening & Strengthening of the existing road from Old Goa Junction to Gaundali Bridge approach including asphaltting from Old-Goa Junction to Khandola College | 1277.73 | 24/07/2019 |
| 18 | Repairs/ Upgradation & Maintenance of Government Schools in the State of Goa – Civil, Plumbing & Electrical - GHS Zambaulim | 60.94 | 28/07/2019 |
| 19 | Repairs/ Upgradation & Maintenance of Government Schools in the State of Goa – Civil, Plumbing & Electrical - GHS Colomb | 52.60 | 28/07/2019 |
| 20 | Repairs of office premises of excise station, Pernem, Goa. | 389.87 | 31/07/2019 |
| 21 | Strengthening of existing food & drugs laboratory under Directorate of Food & Drugs Administration Block at Bambolim Complex, Bambolim Tiswadi – Goa SH: Upgradation of the Microbiological Drugs section. | 251.14 | 07/08/2019 |
| 22 | Interior work for branch office of Directorate of Food and Drugs Administration in Old Collectorate building, Margao, Goa | 94.16 | 08/08/2019 |
| 23 | Supply, Installation, Testing And Commissioning Of Flag Mast System At The New Bridge Across River Mandovi At Panaji, Goa | 23.09 | 14/08/2019 |
| 24 | Repairs/Upgradation and Maintenance of Govt. schools in the state of Goa – Civil, Plumbing and Electrical works-BicholimTaluka-Package E (G.P.M.S. Nanoda, G.P.M.S. Advalpal, G.P.S. Amthane) | 91.91 | 05/09/2019 |
| 25 | Repairs/Upgradation & maintenance of Government Schools in State of Goa - Civil, Plumbing & Electrical works - Package F (Quepem Taluka) | 128.99 | 15/09/2019 |
| 26 | “Upgradation of Infrastructure in the Rural Areas under Deendayal Panchayat Raj Infrastructure Development (Golden Jubilee) Scheme, 2013 - Construction of Panchayat Ghar and Market Complex at VP Cotorem.” | 216.37 | 25/09/2019 |
| 27 | Market complex, Assonora. | 654.78 | 25/09/2019 |

Annexure – 41 (Continued)

| Sr. No. | Name of Project | Actual cost of the Project/Work (in lakhs) (approx.) | Actual Date of Completion |
|---------|---|--|---------------------------|
| 28 | Repairs/Upgradation & Maintenance of Govt. Schools in the State of Goa- (Ponda Taluka) – (GPS Opawada, Gauthan, Murdi & Zamole Khandepar) | 44.25 | 10/10/2019 |
| 29 | Upgradation of Hospital facilities at Goa Medical College, Bambolim, Hospicio Hospital at Margao and RMD at Thane & Keri. SH- Upgradation of Ward Nos. 120, 123, 124, staff rest rooms and other miscellaneous works at Goa Medical College and Hospital at Bambolim, Goa- Extension of Ward 125 for Cardiology Department at Goa Medical College, Bambolim-Goa | 15.35 | 11/10/2019 |
| 30 | Supply, Installation, Testing And Commissioning Of Flag Mast System At The New Bridge Across River Mandovi At Panaji, Goa. Sh: Supply Of 20ftx30ft National Flag | 0.74 | 12/10/2019 |
| 31 | Repairs/Upgradation and Maintenance of Government Schools in the State of Goa – Civil, Plumbing and Electrical works in:-Bardez Taluka - GPS Carambolim. | 41.46 | 31/10/2019 |
| 32 | Repairs/Upgradation and maintenance of Government schools in the state of Goa - Package H(GPS Morlem Colony, GPS Pissurlem, GPS Deulwada Morlem, GPS Morlem) | 121.25 | 31/10/2019 |
| 33 | Upgradation of Hospital facilities at Goa Medical College, Bambolim, Hospicio Hospital at Margao and RMD at Thane & Keri. SH- Upgradation of Ward Nos. 120, 123, 124, staff rest rooms and other miscellaneous works at Goa Medical College and Hospital at Bambolim, Goa- Extension of Ward 125 for Cardiology Department at Goa Medical College, Bambolim-Goa- Supply, Installation in specified location, Testing and Commissioning of Advanced Non Invasive Ventilator with Humidifier including Compressor | 8.00 | 31/10/2019 |
| 34 | Upgradation of Government Primary School Kharekhajan-Virdi, Sankhali-Goa | 8.15 | 02/11/2019 |
| 35 | Repairs/ Upgradation & Maintenance of Government High School at Valkini in Sanguem Taluka | 94.13 | 08/11/2019 |
| 36 | Repairs/Upgradation and maintenance of Government schools in the state of Goa -Package F (GPS Rive, GPS Thane, GPS Shir) | 23.42 | 10/11/2019 |
| 37 | Constuction of Office building for Information Technology department at Altinho, Panaji, Goa: Additional work. | 202.79 | 15/11/2019 |
| 38 | Repairs/Upgradation & Maintenance of Government Schools in the State of Goa – Civil, Plumbing & Electrical works in Sanguem Taluka (Rate Contract) | 22.33 | 18/11/2019 |
| 39 | Ancillary Works at Kala Academy Building Campal Panaji – Goa | 59.34 | 19/11/2019 |

Annexure – 41 (Continued)

| Sr. No. | Name of Project | Actual cost of the Project/Work (in lakhs) (approx.) | Actual Date of Completion |
|---------|--|--|---------------------------|
| 40 | Civil & Electrical works in respect of installation of Shinhora Printing Machine for Department of Printing and Stationery, Panaji | 43.35 | 20/11/2019 |
| 41 | Repairs/Upgradation & Maintenance of Government Schools in the State of Goa -Bardez Taluka -GPS Bamburdem Moira, GPS St. Cruz Bastora. | 52.61 | 30/11/2019 |
| 42 | Upgradation of Government college at Pernem Goa | 3297.63 | 30/11/2019 |
| 43 | Repairs/ Upgradation & Maintenance of Government schools in the State of Goa – Pernem Taluka – Package II (GPMS Pernem, Office of the ADEI Pernem) | 77.82 | 30/11/2019 |
| 44 | Repairs/ Upgradation & Maintenance of Government Primary Schools in the State of Goa: Dharbandora Taluka - Package I (GPS Velipwada, GPS Vakikulan, GPS Bharipwada, GPS Satpal) | 57.51 | 15/12/2019 |
| 45 | Repairs/Upgradation and Maintenance of Govt. schools in the state of Goa – Civil, Plumbing and Electrical works in Bicholim Taluka- Package A-(G.P.S. Kahtar Dabdaba, G.P.S. Lamgao, G.P.S. Bagwada Pilgao, G.P.S. Mathwada Pilgao)- | 81.75 | 15/12/2019 |
| 46 | Repairs/Upgradation and maintenance of Government schools in the state of Goa - Package B - Sattari Taluka (GPS Hivre Budruk, GPS Pal, GPS Kudshe, GMS Kudshe) | 75.46 | 31/12/2019 |
| 47 | Construction of football ground at Zariwada, Davorlim - Dicarpale, Salcete-Goa | 519.13 | 31/12/2019 |
| 48 | Construction of football ground at Sinqutim, Navelim-Salcete-Goa | 505.18 | 31/12/2019 |
| 49 | Minor maintenance/Renovation works at Goa Medical College & Hospital, including Hospitals and Health Centres under the jurisdiction of Goa Medical College | 1568.78 | 31/12/2019 |
| 50 | Igreja De Nossa Senhora de Ajuda Church Ribandar-Balance Civil, Electrical & Miscellaneous works | 131.82 | 03/01/2020 |
| 51 | Infrastructure Works For Sanjay Centre For Special Education At Bogda,Vasco-Sh:Fire Safety And Exit Signages Work | 3.39 | 22/01/2020 |
| 52 | Widening of Road and Relocation of Structures in Fatorda Constituency- Phase II | 34.80 | 11/02/2020 |
| 53 | Design and construction of Grade Separator at Dabolim Airport | 4179.69 | 28/02/2020 |
| 54 | Construction of Sewage Treatment Plant at Sanquelim, Goa – Connection of houses to sewer lines. | 22.00 | 29/02/2020 |

Annexure – 41 (Continued)

| Sr. No. | Name of Project | Actual cost of the Project/Work (in lakhs) (approx.) | Actual Date of Completion |
|---------------------------------|---|--|---------------------------|
| 55 | Supply, installation, testing & commissioning of Interactive LED Panels and Video Conferencing system at newly constructed Office Building for Department of Forest at Altinho Old IPHB Complex | 41.62 | 29/02/2020 |
| 01/04/2020 to 31/03/2021 | | | |
| 56 | Upgradation of Community Health Centre at Cacora, Curchorem -Civil, Plumbing, Electrical, HVAC, Lift & Firefighting works | 4549.75 | 06/05/2020 |
| 57 | Supply, Installation, Testing & Commissioning of Incinerator for Goa Medical College & Hospital, Bambolim Goa. | 152.75 | 29/05/2020 |
| 58 | Repairs/Upgradation & Maintenance of Government Schools in the State of Goa - Civil, Plumbing & Electrical works -Package G - Quepem Taluka (GPS Corla, GPMS Kanibag) | 71.80 | 31/05/2020 |
| 59 | Supply and Installation of Ceramic Green Chalk Boards for Government Schools and Colleges in the state of Goa | 41.20 | 25/06/2020 |
| 60 | Repairs/Upgradation & Maintenance of Government Schools in the State of Goa – GHS Mangoor Hill | 325.65 | 26/06/2020 |
| 61 | Repairs/Upgradation and maintenance of Government schools in the state of Goa -Package J (GPS Tamitgi, GPS Bagwada, GPS Kesarkarwada, GPS Kumbharkan) | 34.47 | 30/06/2020 |
| 62 | Upgradation of Hospital facilities at Goa Medical College, Bambolim, Hospicio Hospital at Margao and RMD at Thane & Keri. SH- Upgradation of Ward Nos. 120, 123, 124, staff rest rooms and other miscellaneous works at Goa Medical College and Hospital at Bambolim, Goa-Extension of Ward 125 for Cardiology Department at Goa Medical College, Bambolim-Goa. | 154.00 | 30/06/2020 |
| 63 | Repairs/Upgradation & maintenance of Government Schools in State of Goa - Civil, Plumbing & Electrical works - Package E (Quepem Taluka) | 117.18 | 30/07/2020 |
| 64 | Repairs/Upgradation & Maintenance of Govt schools in the state of Goa - Package O (sattari Taluka) - (GPS Gaonkarwada Vantem, GPS Vantem, GPS Advoi) | 70.08 | 31/08/2020 |
| 65 | Major maintenance works at Goa Medical College and Hospital at Bambolim, Goa - SH - Maintenance of landscaping works. | 46.43 | 21/09/2020 |
| 66 | Upgradation of Cansaulim Primary Health Centre (PHC) in Cortalim Constituency | 1618.43 | 30/09/2020 |
| 67 | Repairs/Upgradation & Maintenance of Govt schools in the state of Goa - Package IV (Sattari Taluka) - Rate contract | 92.17 | 15/10/2020 |

Annexure – 41 (Continued)

| Sr. No. | Name of Project | Actual cost of the Project/Work (in lakhs) (approx.) | Actual Date of Completion |
|---------|--|--|---------------------------|
| 68 | Infrastructure Works For Sanjay Centre For Special Education At Porvorim-Sh:Fire Safety And Exit Signages Work | 1.90 | 01/11/2020 |
| 69 | Repairs/Upgradation & Maintenance of Government Schools In the State of Goa- Pernem Taluka: Package-IV (GPS Naikwada Palye, GPS Bhandarwada Palye, GPS Deulwada Mandre, GPS Naikwada Mandre, GPS Deulwada Morjim) | 53.43 | 30/11/2020 |
| 70 | Construction of Forensic Block and Morgue for Goa Medical College at Bambolim-Annual Maintenance for a period of 5 years | 297.97 | 15/12/2020 |
| 71 | Construction of Forest Headquarters Building at Altinho Old IPHB Complex | 2048.69 | 31/12/2020 |
| 72 | Renovation of office premises of Regional Employment Exchange, Panaji | 144.75 | 10/01/2021 |
| 73 | Repairs/Upgradation & Maintenance of Government Schools in the State of Goa – Civil, Plumbing & Electrical works in Bicholim Taluka – Package K (G.P.S. Vathadev-Sarvan, G.P.S. Paltadwada, G.P.S. Naigini-Kudchire and G.P.S. Kholpewadi-Sal) | 97.89 | 15/01/2021 |
| 74 | Repairs/Upgradation & maintenance of Government schools in the state of Goa- Civil, plumbing & Electrical works Package-XII (Mormugao Taluka) | 43.00 | 28/02/2021 |
| 75 | Minor Maintenance / Renovation works at Hospitals, Health Centres and Institutions under Directorate of Health Services, in the State of Goa – Exterior and Interior Painting Works | 20.15 | 10/03/2021 |
| 76 | Repairs/Upgradation & Maintenance of Government Schools in the State of Goa – Civil, Plumbing & Electrical works in Bicholim Taluka – Package J (G.P.S. Valshi, G.P.S. Ussap, G.P.S. Kharpal and G.P.S. Dhangarwada) | 122.06 | 15/03/2021 |
| 77 | Supply, Installation, Testing And Commissioning Of Flag Mast System At The New Bridge Across River Mandovi At Panaji, Goa. Sh: Supply Of 4 Numbers Of 20ftx30ft Indian National Flag | 0.43 | 26/03/2021 |
| 78 | Upgradation of Infrastructure in the rural areas under Deendayal Panchayat Raj Infrastructure Development (Golden Jubilee) Scheme 2013:- Construction of Panchayat Ghar Along With Market Complex at V.P. Menkurem | 169.83 | 26/03/2021 |
| 79 | Repair/Upgradation and Maintenance of Government Schools in the State of Goa-Civil, Plumbing & Electrical Works Package I-B (Bardez Taluka): GPS Tembi Anjuna, GPS Dhabolwada Chapora and GPS Kucheli Mapusa" | 95.25 | 31/03/2021 |

Annexure – 41 (Continued)

| Sr. No. | Name of Project | Actual cost of the Project/Work (in lakhs) (approx.) | Actual Date of Completion |
|---------------------------------|--|--|---------------------------|
| 01/04/2021 to 31/03/2022 | | | |
| 80 | Upgradation of Hospital facilities at Goa Medical College, Bambolim, Hospicio Hospital at Margao and RMD at Thane & Keri .SH- Upgradation of Wards Nos 120, 123, 124, staff rest rooms and other miscellaneous works at Goa Medical College & Hospitals at Bambolim ,Goa – Extension of Ward 125 for Cardiology Department at Goa Medical College, Bambolim.- Office Furniture | 26.61 | 15/04/2021 |
| 81 | Construction of 500 Bedded District Hospital at Margao, Goa-Phase I- Civil, Plumbing, Electrical, fire fighting, HVAC, Lift and other works. | 11151.86 | 30/04/2021 |
| 82 | Extension of RMO hostel at Goa Medical College & Hostel, Bambolim, Goa - Sewage Treatment plant | 100.51 | 30/04/2021 |
| 83 | Repairs/Upgradation and maintenance of Government schools in the state of Goa - Package K (GHS Sawardem, GPS Sawardem, GPS Tem Uste, GPS Massordem, GPS Velus, GPS Sawantwada Pal) | 152.15 | 26/05/2021 |
| 84 | Major Repairs to Old Aged Home of IPA Provedoria at Margao, Chinchinim and Majorda : (Phase – I, Majorda) | 200.32 | 31/05/2021 |
| 85 | Construction of High Court Complex at Penha-De-Franca, Porvorim, Goa SH: Supply and Installation of Hand Controlled Branch Pipes | 0.01 | 14/06/2021 |
| 86 | Construction of High Court Complex at Penha-De-Franca, Porvorim, Goa SH: Supply, Installation, Testing and Commissioning of Public Address system for Court Halls | 9.57 | 16/06/2021 |
| 87 | Construction of bridge over Valvanti River connecting Bhandarwada to Vithalapur in Sankhali | 750.71 | 17/06/2021 |
| 88 | Major Maintenance work of Goa Medical College & Goa Dental College at Bambolim, Goa SH: Operation of Airconditioning Units at Forensic block and Morgue at GMC for 3 years | 28.81 | 17/06/2021 |
| 89 | Conversion of Pedestrian Subway to Motorable Subway at Bambolim, Goa” – Rewinding of 2 Nos. of submersible pumps | 0.16 | 19/06/2021 |
| 90 | Upgradation of Infrastructure in the Rural Areas Under Deendayal Panchayat Raj Infrastructure Development (Golden Jubilee) Scheme 2013 - Reconstruction of existing Panchayat Building of Village Panchayat Parra, Bardez, Goa | 101.04 | 24/06/2021 |
| 91 | Construction of High Court Complex at Penha-De-Franca, Porvorim, Goa SH: Supply, Installation, Testing and Commissioning of Gas based detection cum Fire suppression system | 17.70 | 29/06/2021 |
| 92 | Construction of Multipurpose Hall and office Building for Village Panchayat, Salvador Do Mundo-Additional work | 188.21 | 30/06/2021 |

Annexure – 41 (Continued)

| Sr. No. | Name of Project | Actual cost of the Project/Work (in lakhs) (approx.) | Actual Date of Completion |
|---------|---|--|---------------------------|
| 93 | Renovation/Maintenance of Hospitals, CHCs, PHCs, RMDs under Directorate of Health Services in North Goa - SH: Comprehensive Maintenance contract for Three nos. of 150TR Air Cooled Chillers Installed at Sub-District Hospital, Ponda for three years. | 28.25 | 28/07/2021 |
| 94 | Repairs/Upgradation and Maintenance of Government Schools in the state of Goa- Mormugao Taluka-Package B (GPMS Curpawado, GPMS Jetty) | 116.76 | 28/07/2021 |
| 95 | Repairs/ Upgradation & Maintenance of Government schools in the State of Goa – Civil, Plumbing & Electrical Works: Canacona Taluka – Package-D (GPS Chaudi, GPS Chapoli, GPS Desaiwada, GPS Kindlebag, GPS Panyefond) | 97.82 | 30/07/2021 |
| 96 | Upgradation of Infrastructure in the rural areas under Deendayal Panchayat Raj Infrastructure Development (Golden Jubilee) Scheme 2013 - Package VI (Pernem & Bardez Taluka: V.P. Querim-Tircol,V.P. Tuem, V.P. Mandrem | 413.69 | 31/07/2021 |
| 97 | Upgradation of Infrastructure in the rural areas under Deendayal Panchayat Raj Infrastructure Development (Golden Jubilee) Scheme 2013:- Construction of Market Complex cum Community Hall at V.P. Chodan | 195.01 | 15/08/2021 |
| 98 | Repairs/Upgradation & Maintenance of Government Schools in the State of Goa– Civil, Plumbing & Electrical works in Bicholim Taluka – Package F (G.P.S. Kelbaiwada Mayem, G.P.S. Borde, G.P.S. Bhavkai Mayem, G.P.S. Haldonwadi Mayem) | 71.92 | 15/08/2021 |
| 99 | Repairs/Upgradation and Maintenance of Govt. schools in the state of Goa – Civil, Plumbing and Electrical works-Bicholim Taluka (G.H.S and G.P.S. Kasarpal) | 119.93 | 20/08/2021 |
| 100 | Repairs/Upgradation & Maintenance of Government Schools In the State of Goa - Pernem Taluka: Package - I (GPS Pokewada Morjim, GPS Kattewada Morjim, GPS Vaidongar Parse, GPS BDL Parse, GPS Harmalkarwada Tuem, GPS Parsekarwada Harmal, GPS Madhalawada Keri) | 117.99 | 28/08/2021 |
| 101 | Minor Maintenance/renovation works at Goa Medical College (GMC) & Hospital including hospitals and health centres under the jurisdiction of GMC (2018-19) | 1,650.00 | 30/08/2021 |
| 102 | Maintenance of Bridges constructed by GSIDC for a period of five years SH- North Goa bridges (Electrical Works) | 303.10 | 31/08/2021 |
| 103 | Construction of Multipurpose Community Hall for Department of Tribal Welfare in Bicholim Taluka at Harvalem Sankhali Goa | 210.72 | 28/09/2021 |
| 104 | Upgradation/ Renovation of Government College of Art , Science and Commerce , Sanquelim- Goa - Additional Work I- Furniture Works | 148.32 | 29/09/2021 |

Annexure – 41 (Continued)

| Sr. No. | Name of Project | Actual cost of the Project/Work (in lakhs) (approx.) | Actual Date of Completion |
|---------|---|--|---------------------------|
| 105 | Minor Maintenance / Renovation works at Hospitals, Health Centres and Institutions under Directorate of Health Services, in the State of Goa | 794.82 | 30/09/2021 |
| 106 | Repairs/Upgradation and maintenance of Government schools in the state of Goa - Package E (GPS Mhalshekarwada Parye, GPS Dhatwada Padoshe, GPS Rawan, GPS Gaonkarwada Honda, GHS Bhuipal) | 136.00 | 30/09/2021 |
| 107 | Repairs/Upgradation & Maintenance of Government Schools in the State of Goa - Civil, Plumbing & Electrical works -Package D - Quepem Taluka (GPS Katta Fatorpa, GPS Shirlim) | 44.98 | 30/09/2021 |
| 108 | Repairs/Upgradation of Government Primary Middle School at Dabolim, Mormugao- Goa | 47.91 | 10/10/2021 |
| 109 | Repairs/Upgradation and Maintenance of Govt. schools in the state of Goa – Civil, Plumbing and Electrical works -Bicholim Taluka- Package B-(G.P.S. Amona, G.P.S. Digne Surla, G.P.S. Kharwada Amona, G.P.S. Maini Navelim, G.P.S. Nawarwada Pale, G.P.S. Rumad Surla, G.P.S. Khodgini Surla, G.P.S. Khajan Surla) | 227.95 | 10/10/2021 |
| 110 | Development of Government Village school playground at Anandwadi in Sanguem Taluka | 668.56 | 14/10/2021 |
| 111 | Parra-Verla-Canca Football Ground, Parra Bardez – Goa – Phase I – Construction of Retaining Wall | 42.36 | 22/10/2021 |
| 112 | Major Maintenance work of Goa Medical College & Hospital and Goa Dental College at Bambolim, Goa SH: Maintenance of Ductable Air Conditioners installed in GMC Complex and Coldroom & Air conditioning units installed at Forensic Medicine and Morgue in GMC for 3 years | 28.11 | 07/11/2021 |
| 113 | Repairs/Upgradation and Maintenance of Govt. schools in the state of Goa – Civil, Plumbing and Electrical works-Bicholim Taluka-Package G (G.P.S. Sal, G.P.S. Bhamai Pale, G.P.S. Lower Harvalem) | 36.47 | 15/11/2021 |
| 114 | Repairs/Upgradation and Maintenance of Govt. schools in the state of Goa – Civil, Plumbing and Electrical worksBicholim Taluka - Package I (G.P.M.S Ladferm and G.P.S. Kummyamala Sal) | 72.23 | 30/11/2021 |
| 115 | Repairs/Upgradation & Maintenance of Government Schools in the State of Goa: Package A –Ponda Taluka | 206.25 | 30/11/2021 |
| 116 | “Repairs/Upgradation & Maintenance of Government Schools in the State of Goa- Civil, Plumbing & Electrical works- Tiswadi Taluka – Package II (GPS Mandur)”. | 36.54 | 30/11/2021 |
| 117 | Cleaning and maintenance of motorable subway at Bambolim for a period of 3 months for the year 2021. | 0.67 | 11/12/2021 |

Annexure – 41 (Continued)

| Sr. No. | Name of Project | Actual cost of the Project/Work (in lakhs) (approx.) | Actual Date of Completion |
|---------|--|--|---------------------------|
| 118 | “Urgent repair works of Government schools in the state of Goa- Civil, Plumbing & Electrical works including strengthening of Polling Stations- Package- III (Bicholim Taluka)” | 116.00 | 15/12/2021 |
| 119 | Construction of Sanskruti Bhavan for Department of Tribal Welfare in Canacona Taluka at Adarshgram, Ammonae - Poinguinim, Gaondrem, Kulgati, Edda & Gullem village. | 1,135.51 | 17/12/2021 |
| 120 | To Prepare a Master Plan for Mormugao Constituency SH: Swimming pool | 1,338.60 | 20/12/2021 |
| 121 | Interior & furnishing works for commercial tax at Altinho | 1,930.20 | 30/12/2021 |
| 122 | Repairs/Upgradation & maintenance of Government Schools in State of Goa – Civil, Plumbing & Electrical works – Package B (Quepem Taluka) – GPS Borimal, GPS Gajanan, GPS Chinchnagar, GPS Kamral, GPS Kumbharwada Sirvoi | 106.70 | 30/12/2021 |
| 123 | Maintenance of the Building of the Directorate of Food and Drugs Administration, Bambolim - Goa. | 70.12 | 31/12/2021 |
| 124 | Repair & upgradation of Govt. High school Vadenagar, Vasco Goa | 282.99 | 31/12/2021 |
| 125 | Repairs/Upgradation & Maintenance of Government High School at New Vaddem, Mormugao, Goa. | 63.36 | 31/12/2021 |
| 126 | Repairs/Upgradation & Maintenance of Government High School at Headland Sada, Vasco, Goa. | 122.41 | 31/12/2021 |
| 127 | Construction of new building and repairs for existing Government higher secondary school at Canacona | 1,035.83 | 30/01/2022 |
| 128 | Repair/Upgradation and Maintenance of Government Schools in the State of Goa-Civil, Plumbing & Electrical Works Package I-B (Bardez Taluka): GPS Tembi Anjuna, GPS Dhabolwada Chapora and GPS Kucheli Mapusa | 111.89 | 31/01/2022 |
| 129 | “Repairs/Upgradation & Maintenance of Government Schools In the State of Goa- Sattari Taluka: Package-G (GHS Surla, GPS Surla, GPS Gholwada, GHS Keri)” | 100.85 | 28/02/2022 |
| 130 | “Repairs/Upgradation and maintenance of additional works of GHS Navelim - Civil, Plumbing and Electrical works in Bicholim Taluka” | 58.34 | 30/03/2022 |
| 131 | Minor maintenance/renovation works at Goa Dental college and Hospital, Bambolim, Goa. | 146.42 | 31/03/2022 |
| 132 | Minor maintenance/Renovation works at Institute of Psychiatry & Human Behaviour, Bambolim. | 427.70 | 31/03/2022 |
| 133 | Maintenance work at Goa Medical College & Hospital and Health Centre's under the jurisdiction of GMC, Bambolim, Goa- Exterior & Interior Painting Works | 669.51 | 31/03/2022 |

Annexure – 41 (Continued)

| Sr. No. | Name of Project | Actual cost of the Project/Work (in lakhs) (approx.) | Actual Date of Completion |
|---------------------------------|---|--|---------------------------|
| 01/04/2022 to 31/03/2023 | | | |
| 134 | Construction of bridge across Rua de ourem creek, Panaji | 1,959.54 | 05/04/2022 |
| 135 | Construction of new bypass road from Ambeaudak, Sanvordem to Devnamol in V. P. Kallem including drainage | 391.00 | 20/04/2022 |
| 136 | Construction of Bus stand and mini depot at Sankhali, Goa - Erection of 11 KV line from Electricity Department feeder to bus stand sub station. | 13.80 | 24/04/2022 |
| 137 | Repairs/Upgradation & Maintenance of Govt. Schools in the State of Goa- (Ponda Taluka) – (GPS Konse, GPS Makadsai, GPS Gothawada, GPS Kodar, GPS Bonbag & GPS Shignewhal) | 128.65 | 30/04/2022 |
| 138 | Development works in Benaulim Constituency | 2,483.45 | 30/04/2022 |
| 139 | Construction of High court Complex at Penha De France, Porvorim, Goa.- SH:False ceiling, interior, furniture, signage, security installation and other miscellaneous works. | 2,463.75 | 30/04/2022 |
| 140 | Repairs/Upgradation & Maintenance of Govt. Schools in the State of Goa- (Ponda Taluka-Package E) – (GPS Marvel Curti, GPS Deulwada Borim, GPS Mhalshe Curti, GPS Nagzar, GPS Tambdi Curti & GPS Copperwada Curti) | 182.21 | 30/04/2022 |
| 141 | Construction of new high court complex at Penha De Franca, Porvorim, Goa - S.H. - Laying of water supply pipeline for permanent connection | 77.00 | 30/04/2022 |
| 142 | Repairs/Upgradation & Maintenance of Govt. Schools in the State of Goa- (Ponda Taluka) -(GPS Par, Kantar, Tiral, Nanus, Paludi, Dhatwada, & Kassailye Usgao | 128.91 | 30/04/2022 |
| 143 | Extension/Upgradation of Government College of Arts, Science and Commerce at Khandola, Marcel, Goa - Additional Miscellaneous works. | 134.12 | 05/05/2022 |
| 144 | Minor maintenance/Renovation works at Hospitals, Health Centres and Institutions under Directorate of Health Services, in the State of Goa - Roofing works at Community Health Centre, Canacona | 21.66 | 12/05/2022 |
| 145 | Reconstruction/Repair of Excise Outpost, Kiranpani, Paliem Pernem, Goa - Interior works | 16.16 | 15/05/2022 |
| 146 | Upgradation and Extension of Existing Cottage Hospital at Chicalim, Goa - Supply, Installation, Testing & Commissioning of Medical Gas Supply System. | 143.66 | 20/05/2022 |
| 147 | To prepare a Master Plan for Mormugao Constituency SH: Swimming pool | 1,492.65 | 20/05/2022 |
| 148 | Renovation/Maintenance of Hospitals, CHCs, PHCs, RMDs under Directorate of Health Services in North Goa – S.H. – Maintenance Contract for eight numbers of Lifts installed at Sub District Hospital, Ponda for two years (2020-2022). | 43.78 | 21/05/2022 |

Annexure – 41 (Continued)

| Sr. No. | Name of Project | Actual cost of the Project/Work (in lakhs) (approx.) | Actual Date of Completion |
|---------|--|--|---------------------------|
| 149 | Development of road and allied works at Calangute | 719.88 | 24/05/2022 |
| 150 | Construction of Minor Bridge Across river Tar at Mapusa, Goa | 822.76 | 31/05/2022 |
| 151 | Development plan of site of Shree Mahalasa Devi temple at Verna-Phase II | 1,359.65 | 31/05/2022 |
| 152 | Reconstruction/Repair of Excise Outpost, Kiranpani, Paliem Pernem, Goa | 122.67 | 31/05/2022 |
| 153 | Renovation/Maintenance of Hospitals, CHCs, PHCs, RMDs under Directorate of Health Services in North Goa - SH: Operation and maintenance of Sewage Treatment Plants installed at District Hospital - Mapusa, Sub District Hospital - Ponda and Community Health Centre – Valpoi | 1.30 | 15/06/2022 |
| 154 | Repairs/Upgradation and maintenance of Government schools in the state of Goa -Package N (GPS Nanus, GPS Zarme, GPS Dabem, GPS Kumthol, GPS Karanzol, GPS Karmali Budruk) – Balance work | 122.94 | 30/06/2022 |
| 155 | Rejuvenation of Mandovi River Promenade from Children's Park to Youth Hostel, Miramar | 1,579.12 | 30/06/2022 |
| 156 | Renovation/Maintenance of Hospitals, CHCs, PHCs, RMDs under Directorate of Health Services in North Goa – S.H. – Maintenance Contract for ten numbers of UPS installed at Sub District Hospital, Ponda for three years. | 11.1 | 25/07/2022 |
| 157 | Construction of new building & repairs for existing building for Govt. Higher Secondary School at Canacona – Erection of Distribution Transformer Centre (DTC) of 200 KVA" | 22.85 | 30/7/2022 |
| 158 | Construction of Building with provision for Gas Insulated Sub Station, Panaji, Goa – Phase – I. | 604.80 | 31/07/2022 |
| 159 | Repairs/Upgradation and Maintenance of Govt. schools in the State of Goa - Civil, Plumbing and Electrical works - Bicholim taluka - Package M (GHS Amona & GPS Ambegal Pale) | 61.82 | 31/07/2022 |
| 160 | Construction of IInd phase of Goa Dental College and Hospital at Bambolim, Goa - Furniture, Interior & Miscellaneous works. | 161.45 | 31/07/2022 |
| 161 | Construction of building at Patto with provision for Gas Insulated Sub Station, Panaji, Goa Phase I - Electrical Works | 12.50 | 31/7/2022 |
| 162 | Construction of Government Primary School at Vasantnagar, Sankhali in Bicholim Taluka | 233.72 | 15/08/2022 |
| 163 | Repairs/Upgradation and Maintenance of Govt. schools in the State of Goa - Civil, Plumbing and Electrical works - Bicholim taluka - Package L (GPS Tale Pale and GPS Ghongre Maina Navelim) | 40.13 | 23/08/2022 |

Annexure – 41 (Continued)

| Sr. No. | Name of Project | Actual cost of the Project/Work (in lakhs) (approx.) | Actual Date of Completion |
|---------|---|--|---------------------------|
| 164 | Conversion of Pedestrian Subway to Motorable Subway at Bambolim-Additional Electrical Works – 2nd Call | 0.75 | 30/08/2022 |
| 165 | Repairs/Upgradation & Maintenance of Govt. Schools in the State of Goa- Civil, Plumbing and Electrical works - Quepem Taluka - Package A- (GPS Ghadiwada, GPS Deulmol Sirvoi, GPS Deulamol Malkarnem, GPS Pontemol) | 80.41 | 15/09/2022 |
| 166 | Construction of IInd Phase of Goa Dental College and Hospital at Bambolim, Goa – Civil, Plumbing, Internal Electrical & Firefighting works - Balance Works | 2,948.94 | 26/09/2022 |
| 167 | Reconstruction of school at GPS Bicholim (Central)-Erection of 200 KVA DTC along with the associated HT UG cable. | 19.76 | 26/09/2022 |
| 168 | Construction of High court Complex at Penha De France, Porvorim, Goa.- SH:Landscaping, Civil, Land Development, Outdoor lighting and other allied works. | 1,330.36 | 30/09/2022 |
| 169 | Minor Maintenance/ Renovation works at Goa Medical College and Hospital, including Hospitals and Health Centres under the jurisdiction of Goa Medical College- (2021-2022) | 726.73 | 30/09/2022 |
| 170 | Setting up of 100 TPD Solid Waste Management Facility at Cacora in South Goa | 14,786.11 | 31/10/2022 |
| 171 | Construction of Kala Bhavan at Sancoale, Vasco, Goa - 11 KV HT Power supply work | 33.54 | 19/11/2022 |
| 172 | Repairs/Upgradation and maintenance of Government schools in the state of Goa – Mormugao Taluka - Package C (GPS Cansaulim, GPS Podxiro, GPS Chicalim, GPMS Cortalim) | 105.33 | 21/11/2022 |
| 173 | Furnishing Works of Ashram School Canacona under centrally sponsored scheme of Ministry of Tribal Affairs at "MOSHIPHOND" in the land survey no. 20/0 in village Poinguinim of Canacona Taluka. | 235.92 | 26/11/2022 |
| 174 | Cleaning And Maintenance Of Motorable Subway at Bambolim for the year 2022 | 1.3 | 29/11/2022 |
| 175 | Repairs & Upgradation of Government Schools in the State of Goa: GHS Savai Verem | 126.67 | 30/11/2022 |
| 176 | Minor maintenance/Renovation works at Hospitals, Health Centres and Institutions under Directorate of Health Services, in the State of Goa - Roofing works | 201.16 | 30/12/2022 |
| 177 | Upgradation of Infrastructure in Rural Areas Under Deendayal Panchayat Raj Infrastructure Development (Golden Jubilee) Scheme, 2013- Reconstruction of Panchayat Building at V.P. Honda | 170.58 | 31/12/2022 |
| 178 | Repairs/Upgradation & Maintenance Of Government Schools In The State Of Goa: Package (Gps Akarwada Priol, Gps Apewal Priol ,Gps Galwada Priol, Gps Khananwada Priol, GPS Magilwada Priol) - (Ponda Taluka) | 139.23 | 31/12/2022 |

Annexure – 41 (Continued)

| Sr. No. | Name of Project | Actual cost of the Project/Work (in lakhs) (approx.) | Actual Date of Completion |
|---------|--|--|---------------------------|
| 179 | Construction of Government Primary School at Vasantnagar, Sankhali in Bicholim Taluka- Furniture Works | 15.77 | 02/01/2023 |
| 180 | Repairs/Upgradation & Maintenance of Govt. Schools in the State of Goa- Package C (Ponda Taluka) – (GPS Kaungal Savai Verem ,GPS Pali Savai Verem ,GPS Savai Verem & GPS Vagurme Savai Verem | 141.81 | 15/01/2023 |
| 181 | Additional Miscellaneous works for new SCERT building at Porvorim, Goa | 109.60 | 15/01/2023 |
| 182 | Reconstruction of school at GPS Bicholim (Central)-furniture work | 115.43 | 23/01/2023 |
| 183 | Reconstruction of school at GPS Bicholim (Central) | 963.68 | 25/01/2023 |
| 184 | "Upgradation of Existing Panchayat Building in survey no.372/5 for Borim Panchayat at Borim, Ponda Goa" | 99.59 | 31/01/2023 |
| 185 | Upgradation of Community Health Centre at Cacora, Curchorem, Goa. - Additional Miscellaneous works | 139.03 | 15/02/2023 |
| 186 | Repairs/upgradation & maintenance of Govt. schools in the State of Goa - Sattari Taluka: Package M GPS Saleli, VPMS Velgem, GPMS Mauxi, GHS Shelop Khud, GPS Dabos | 139.01 | 15/02/2023 |
| 187 | Re-construction of GPS at Vithalapur in Sankhali, Bicholim Taluka | 508.83 | 25/02/2023 |
| 188 | Upgradation of Community Health Centre at Cacora, Curchorem, Goa. - SITC of Hospital Furniture, Kitchen equipments and Interior works | 319.88 | 28/02/2023 |
| 189 | Repairs & Upgradation of Solid Waste Management Facilities within the Jurisdiction of CCP in Panaji City – Electrical Works. | 112.64 | 28/02/2023 |
| 190 | Construction of bridge at Paikul, Sattari-Goa | 1,198.29 | 06/03/2023 |
| 191 | Upgradation of Infrastructure in the rural areas under Deendayal Panchayat Raj Infrastructure Development (Golden Jubilee) Scheme 2013 - Construction of Panchayat Building at Usgao with an integrated Community Hall | 240.81 | 15/03/2023 |
| 192 | Construction of Ashram School Canacona under centrally sponsored scheme of Ministry of Tribal Affairs at "MOSHIPHOND" in the land survey no. 20/0 in village Poinguinim of Canacona Taluka. | 2,412.24 | 29/03/2023 |
| 193 | Upgradation of Infrastructure in Rural Areas Under Deendayal Panchayat Raj Infrastructure Development (Golden Jubilee) Scheme, 2013 - Construction of Panchayat Ghar at V.P. Cavellossim | 96.47 | 31/03/2023 |

Annexure – 41 (Continued)

| Sr. No. | Name of Project | Actual cost of the Project/Work (in lakhs) (approx.) | Actual Date of Completion |
|-----------------------------|--|--|---------------------------|
| 01/04/2023 TILL DATE | | | |
| 194 | Construction of Seed Processing and Storage Unit Building at Ella, Old Goa | 259.00 | 13/04/2023 |
| 195 | Renovation/Maintenance of Hospitals, CHCs, PHCs, RMDs under Directorate of Health Services in North Goa - SH: Operation and maintenance of Sewage Treatment Plants installed at District Hospital - Mapusa, Sub District Hospital - Ponda and Community Health Centre – Valpoi | 292.32 | 13/04/2023 |
| 196 | Providing and applying High build, Crack-bridging, Elastomeric, protective and waterproof coating to the Grade Separator (02 flyovers) at Dabolim Airport | 116.92 | 17/04/2023 |
| 197 | Upgradation/ Renovation of Governemnt College of Art , Science and Commerce , Sanquelim- Goa - Additional Work - Civil | 531.26 | 30/04/2023 |
| 198 | Upgradation of NICU at Goa Medical College, Bambolim at Goa | 295.49 | 15/05/2023 |
| 199 | Construction of Panchayat Building and Multipurpose Hall for Betoda Nirankal Conxem Codar Panchayat | 216.93 | 18/06/2023 |
| 200 | Supply, Installation, Testing & Commissioning of negative pressure VRDL lab at Goa Medical College & Hospital, Bambolim. | 97.87 | 19/06/2023 |
| 201 | Upgradation of Existing Neura Village Panchayat Ghar Building for V.P Neura under Deendayal Panchayat Raj Infrastructure Development (Golden Jubilee) Scheme | 185.51 | 30/06/2023 |
| 202 | Repairs/Upgradation & Maintenance of Government Schools in the State of Goa - Civil, Plumbing & Electrical Works - Sattari Taluka-Package P - (GPS Dhangarwada Bhuipal, GPS Nayawada, GPS Shelop Thane, GPS Satre, GPS Sonal, GPS Maloli) - Balance works | 109.64 | 30/06/2023 |
| 203 | Repairs/Upgradation and maintenance of Government schools in the state of Goa -Package N (GPS Nanus, GPS Zarme, GPS Dabem, GPS Kumthol, GPS Karanzol, GPS Karmali Budruk) – Balance work | 125.91 | 30/06/2023 |
| 204 | Extension of Secretariat Building, Porvorim- Goa | 1219.00 (final bill not yet settled) | 15/07/2023 |
| 205 | Construction of Sainik Aramgarh (Rest House) at Bambolim. | 732.00 | 02/08/2023 |
| 206 | Upgradation of infrastructure in rural Areas Under Deendayal Panchayat Raj Infrastructure Development (Golden Jubilee) Scheme 2013 - Construction of village panchayat St. Andre (Goa Velha), Tiswadi,Goa | 343.76 | 15/09/2023 |
| 207 | Demolition and Reconstruction of Market Complex for Bhoma – Adcolna Panchayat at Banastarim | 1,311.48 | 28/09/2023 |
| 208 | Major Repairs to Old Aged Home of IPA Provedoria at Chinchinim – Balance work | 189.00 | 20/10/2023 |

Annexure – 41(Continued)

| Sr. No. | Name of Project | Actual cost of the Project/Work (in lakhs) (approx.) | Actual Date of Completion |
|---------|--|--|---------------------------|
| 209 | Construction of Day Care Centre at Institute of Psychiatry & Human Behaviour Complex, Bambolim, Goa. | 1310.7 (final bill not yet settled) | 31/10/2023 |
| 210 | Construction of Office Building for the Directorate of Accounts at Porvorim, Goa | 3,950.00 | 04/12/2023 |
| 211 | Construction of Office Building for the Directorate of Accounts at Porvorim, Goa - Interior works | 596.00 | 15/11/2023 |
| 212 | Construction of Joggers Park at Chicalim—IIInd phase | 1,015.00 | 15/11/2023 |
| 213 | Construction of Government High School (Annex Building), Savai Verem, Ponda, Goa. | 94.82 | 31/11/2023 |
| 214 | Reconstruction of Government Primary School at Savai Ponda Goa- Civil, Plumbing and Electrical Works | 130.49 | 31/11/2023 |
| 215 | Construction of Goa Board of Secondary and Higher Secondary Education at Porvorim, Goa- Landscaping Works | 26.68 | 21/12/2023 |
| 216 | Construction of Goa Board of Secondary and Higher Secondary Education at Porvorim, Goa- Interior Furniture Works " | 27.56 | 27/12/2023 |
| 217 | Construction of Goa Board of Secondary and Higher Secondary Education at Porvorim, Goa" | 2,300.00 | 30/12/2023 |
| 218 | Construction of Panchayat Building of Mauxi in Sattari Taluka | 199.99 | 31/12/2023 |
| 219 | Construction of single lane bridge in village Dongrim, Village Panchayat Azzosim Mandur – Approach road work | 360.00(final bill not yet setteled) | 31/12/2023 |
| 220 | Upgradation of Infrastructure in the rural areas under Deendayal Panchayat Raj Infrastructure Development (Golden Jubilee) Scheme 2013 – Construction of Panchayat Building at V.P. Mayem - Vaiguinim, Bicholim Taluka (Balance Works) | 195.15 | 15/01/2024 |

Source: Goa Infrastructure Development Corporation (GSIDC)

Annexure - 42

Works approved under Electricity Department

| Sr. No. | Description |
|---------|--|
| 1 | Work of conversion of 11KV single circuit Dona Paula feeder from overhead network to underground network along with interlinking with Siridao feeder and 11KV Status feeder (Nagali Sub Station) |
| 2 | Work of conversion of overhead line to underground cable from Aivao DTC (Dominos Pizza) to Alfred DTC (till Rose & Cherry Shop) at Caranzalem as per request of Imagine Panaji Smart City Development Ltd., Panaji |
| 3 | Work of SETC of D/C UG cable from 220/33KV Cuncolim Sub-Station and feeding 33/11KV Fatorda Sub-Station and 33/11KV Raia Sub-station along with interlink cable between Fatorda and Raia Sub-Station, Goa |
| 4 | work of conversion of the existing OH 11KV Sankhali feeder into U/G. XLPE cable from 33/11/KV Sankhali sub-station, in the juri. Of S.O., Sankhali, under S/D-II(R), Sankhali. |
| 5 | work of supply, laying, testing & commissioning of 11KV U/G cable (double run) from Valpoi S/S to Dabose water treatment plant. Dabose in the Sattari Taluka for a length of 3.5 Kms." |
| 6 | Work of erection of 11KV XLPE 300sq.mm. U/G cable for interlinking Zarme village DTC to Saleli village of 11KV Saleli/Honda feeder in the juri. Of S/D-III, Valpoi, under Infrastructure development fund." |
| 7 | Work of conversion of 11KV Karapur feeder from overhead line to 11KV underground XLPE cable from 33/11KV Sankhali sub-station, under the juri.of S/D-II(R), Sankhali." |
| 8 | Work of conversion of 11KV AB cable Keri side into 11KV U/G Keri feeder from V.P. Morlem to Keri Village (phase-II) in the juri. Of S.O. Poriem under S/D-II(R), Sankhali, div-v, Bicholim." |
| 9 | Work of conversion of 11KV Poriem OH line to U/G feeder in order to minimize the number & duration of Poriem feeder interruption (phase III) in the juri. Of S.O. Poriem under S/D-II(R), Sankhali" |
| 10 | Work of supply erection, testing & commissioning of 11KV U/G cable from Thana junction to Surla village DTC onThana feeder under the juri. Of sub-division-III, Valpoi, under div-V, Bicholim." |
| 11 | Work of conversion of the existing 33KV Overhead network to underground network of 33KV Xelpem-Xeldem feeder, under the jurisdiction of SD-III, Sanguem, under Division-VII, Curchorem". |
| 12 | Work of Providing 64 Nos of LED streetlight fixtures in ward no.05 & 07 of V.P Ambaulim-Quepem as per the request of V.P Ambaulim, under the jurisdiction of Elect. Sub Div-II, Quepem |
| 13 | Work of renovation of LT Line and Distribution Transformer Centers under Sanvordem Section office, V.P Panchwadi & Shiroda Constituency, under the jurisdiction of Elect. Sub-Div-IV, Curchorem |
| 14 | Work of conversion of existing 11KV Overhead line of Assolda feeder, emerging from 1 x 6.3MVA, Xeldem substation into underground cabling system under the jurisdiction of SD-II,Division-VII, Curchorem |
| 15 | Work of conversion of 33KV Overhead lines to underground network of 33KV Costi feeder inorder to provide uninterrupted power supply to 33KV consumers, under the jurisdiction of SD-I,Division-VII, Curchorem |

Annexure – 42 (Continued)

| Sr. No. | Description |
|---------|--|
| 16 | Work of revamping of existing 2x10 MVA,33 KV Bay and switch gear at 33/11 kv kundaim S/S and Testing commissioning of additional 10 MVA Power Transformer under the jurisdiction of Sub Div III Div x , Ponda |
| 17 | Work of replacement of worn out, corroded/rusted 11KV RMUs in Sub-Division-III, Division-XIV, Verna. |
| 18 | Work of conversion of LT overhead to underground and ring feeding at feeder pillar level in the area under Nuven section office, SD-III Verna. |
| 19 | Work of Renovation and improvement of LT overhead network to underground cabaling along the costal belts of Village panchayat Betalbatim in the jurisdiction of Sub-Div-I, Benaulim, Division-XVI, Margao |
| 20 | Work of Renovation and improvement of LT overhead network along the costal belts of Village panchayat Colva and Seraulim in the jurisdiction of Sub-Div-I, Benaulim, Division-XVI, Margao |
| 21 | Work of conversion of 33KV overhead Velim I & II circuits to underground network with 3Core 400 Sq.MM Cable under the jurisdiction of Sub Division-II, Chinchinim, Div-XVI, Margao |
| 22 | Work of conversion of 11KV HT Network in agonda & Khola areas of Canacona and part of Quepem Constituency Under the jurisdiction of Sub-Division-III, Canacona, DIV-XVI, Margao. |
| 23 | Work of conversion of 11KV ovehead Network to 11KV HT underground in Poinginium and Loliem areas Panchyat of Canacona Constituency in the jurisdiction of Sub-Division-III, Canacona, DIV-XVI, Margao. |
| 24 | Work of Existing 33KV Double circuit overhead Network to UG Network emanating from 220/33KV Cuncolim Sub-Station to 33/11KV Canacona Sub-Station unser Sub-Division-III, Canacona. |
| 25 | Work of conversion of existing overhead 11KV Aldona-I, Aldona-II, Bastora and Pomburpa feeders emanating from 33/11KV Nachinola Sub-Station, 11KV Mapusa-Parra & Guirim feeders emanating from 33/11KV Mapusa Sub-Station and part of Sanqwadi feeders emanating from 33/11KV Nagoa Sub-Station to underground system in Sub-Division-III (R), Mapusa, under jurisdiction of Division-VI, Mapusa. |
| 26 | Work of upgrading of 220KV PXR line by replacement of existing ACSR DRAKE Conductor with HTLS ACCC DRAKE conductor from 220KV Ponda Sub-Station to 220KV Xeldem Sub-Station. |
| 27 | Work of Design,Supply,Erection,Testing and Commissioning of 1 x63 MVA,220/33KV Power Transformer-II at 220/110/33KV Ponda Sub-station. |
| 28 | Work of conversion of part of 11 KV Colvale feeder feeding Pirna village to underground cable system and providing new 200 KVA Distribution Transformer at Dhakli Chanai, Naikawaddo & Kelwada Pirna under the jurisdiction of Sub Div-II, Div.XVII, Mapusa |
| 29 | Work of conversion of 11 KV Anjuna feeder to underground cable system from Mapusa Sub-station to Assagao, Badem under the jurisidiction of SD-II, Mapusa under Div.XVII,Mapusa. |
| 30 | Work of laying 33 KV 3 core, 400 sqmm UG cable for Chandel feeder from Bhendale Ozarim to chandel water treatment plant in order to release 33 KV Power supply to the Executive Engineer, WD-VII, WRD Dhargal, Pernem Goa for a total load of 1750 KVA under the jurisdiction of Sub div-I, Pernem, Div.XVII,Mapusa |

Source: Electricity Department

Annexure - 43

Grant-in-Aid given to Institutions/Colleges from year 2019-2020 to 2023-24

| Sr No | Name of the Institutions/Colleges (2019-20) | Amount |
|-------|---|----------------------|
| 01 | BITS Pilani Zuarinagar- 2nd installment for 2 years project "Process improvement in Urrak and Feni production in Goa" | ₹ 2,50,000/- |
| 02 | Goa University, Taleigao- 2nd Installment for project "Dye yielding plants of Goa and their potential use in biological and textile staining" | ₹ 2,50,000/- |
| 03 | Goa University, Taleigao- 2nd Installment for the project "Screening for efficient microbial consortium for yield improvement in vignaunguiculata" | ₹ 3,00,000/- |
| 04 | National Institute of Oceanography, Donapaula, 2nd installment for 3 years project entitled "Impact of tar balls on marine biota along the coast of Goa" | ₹ 11,32,000/- |
| 05 | PES college of Arts and Science Farmagudi. 2 years project "Fabrication of photo-catalyst for environmental applications under natural sunlight" | ₹ 4,15,000/- |
| 06 | Padre Conceicao College of Engineering. 1st installment for 3 years project "To extract real time FECG (non-invasively) using DSP embedded technology" | ₹ 1,10,000/- |
| 07 | Parvatibai Chowgule College of Arts and science, Margao. 3 years project entitled "Study of Zinc Oxide Composite Doped with transition metal ions (Mn,Ni,Co,Fe)....." | ₹ 3,20,000/- |
| 08 | Parvatibai Chowgule College of Arts and science, Margao. For project entitled "Understanding cellulolytic activity of fungi isolated from letter of coconut trees" | ₹ 3,00,000/- |
| | TOTAL | ₹ 30,77,000/- |

| Sr No | Name of the Institutions/Colleges (2020-2021) | Amount |
|-------|---|--------------|
| 01 | P.E.S R.S.N College of Arts and Science, Farmagudi. 1st installment Project Entitled "Efficiency of Halopalaliphilic phosphate solubilization Bacterium as Bio-inoculant for growth of oryzasaliva, I, in salt effected Coastal Saline Soils" | ₹ 2,50,000/- |
| 02 | The area Conveyor, The Energy and Resources Institute. 1st installment for the project entitled "Microbial Indicators of anthropogenic stress in the mangrove Eco-System in Goa" | ₹ 2,50,000/- |
| 03 | Parvatibai Chowgule College of Arts and Science, Margao. 1st installment for 2 years project "study of infrastructure of Cancona granites" | ₹ 2,50,000/- |
| 04 | Parvatibai Chowgule college of Arts and Science, Margao. 1st installment for project "Low temperature synthesis and characterization of nanosized metal chromite, An industrial Catalyst" | ₹ 2,50,000/- |
| 05 | Deputy Registrar, Birla Institute of Technology and Science, Pilani Zuarinagar- Demonstration of practical solution for removal and monitoring heavy metals ions from drinking water using modifies bio-primer | ₹ 2,15,000/- |
| 06 | Goa Waste Management Corporation, Saligao- Installation of Bio Digester at new south Goa District Hospital Margao | ₹ 5,40,000/- |

Year 2020-21 Contd..

Annexure – 43 (Continued)

| Sr. No. | Name of the Institutions/Colleges (2020-2021) | Amount |
|---------|--|----------------------|
| 07 | Carmel College of Arts, Science and Commerce for Women, Nuvem.- 2 years project entitled "Corelative students on the Histology of the pygidial gland, ultra-morphology of the flagellum and chemical composition of the defense secretion of whip sorptionlabochiruslauricornis" | ₹ 2,50,000/- |
| 08 | Don Bosco College of Engineering, Fatorda-Goa. Project entitled "Experimental and Theoretical Investigation of Solar Still for Water Distillation" | ₹ 1,25,000/- |
| 09 | Don Bosco College of Engineering, Fatorda Margao. Project entitled "Design and Development of system for the extraction of water from atmospheric air using vapor compression cycle" | ₹ 32,500/- |
| 10 | Don Bosco College of Engineering, Fatorda Margao. Project Entitled "Design Analysis and fabrication of same inlet and outlet muffler" | ₹ 1,20,000 |
| 11 | Don Bosco College of Engineering, Fatorda Margao. Project entitled "analysis and optimization of critical parameters of an automated hydraulic diecasting machine" | ₹ 1,11,500/- |
| | TOTAL | ₹ 23,94,000/- |

| Sr No. | Name of the Institutions/Colleges (2021-22) | Amount |
|--------|---|---------------|
| 01 | P.E.S's R.S.N college of Arts and Science, Farmagudi, Ponda-Goa- 1st installment for 03 years for project entitled "Corrosion and Corrosion inhibition study in environment of Goa" | ₹ 2,50,000/- |
| 02 | National Institute of Oceanography, Dona Paula 2nd installment for 3 years project entitled "Environmental Impact of Microplastic: a major concern to seafood" | ₹ 3,00,000/- |
| 03 | Birla Institute of Technology & Science, Pilani, Goa 3rd installment for 3 years project entitled "Process improvement in Urrakh and Feni production in Goa" | ₹ 2,50,000/- |
| 04 | Goa University, Taleigao – Goa- 3rd installment for 3 years project entitled "Dye yielding plants of Goa and their potential use in biological and Textile Staining" | ₹ 2,50,000/- |
| 05 | St. Xaviers College, Mapusa- 2nd Installment for 3 years project entitled "Synthesis of Novel CoumarylPyrazoles and CoumarylPyrazolones and Study of their Antioxidant and Antiglycosidase Activity" | ₹ 2,00,000/- |
| 06 | Agnel Charities (AgnelSevaSangh) at Agnel Ashram, Verna-Goa- 5th and final installment towards establishment of "Technology Business Incubator" | ₹ 20,00,000/- |
| 07 | Rajaram and Tarabai Bandekar College of Pharmacy, Farmagudi-Goa- One year project entitled "Development and optimization of Modulated Novel Oral Liquid Dosage form of enzyme supplements for Geriatrics" | ₹ 1,68,000/- |

Year: 2021-22.... Cont.

Annexure – 43 (Continued)

| Sr No. | Name of the Institutions/Colleges | Amount |
|--------|--|----------------------|
| 08 | Don Bosco College of Engineering, Fatorda Margao- Project Proposal entitled "Sanitizing Robot" | ₹ 95,639/- |
| 09 | Don Bosco College of Engineering, Fatorda Margao- Project Proposal entitled "Design and Development of Drone for spraying pesticides on Coconut tree" | ₹ 2,30,000/- |
| 10 | Don Bosco College of Engineering, Fatorda, Margao-Goa- Project entitled "Development of Arecanut Grading Equipment by optimization of processing parameters using design of experiments" | ₹ 1,30,500/- |
| 11 | Agnel Institute of Technology and Design, Assagao, Bardez-Goa- project entitled "Production and Testing of Palm Based Bio-Diesel" | ₹ 28,455/- |
| 12 | Agnel Institute of Technology and Design, Assagao, Bardez-Goa.- project entitled "Design of detachable mechanical drive system for harnessing electricity from gymnasium equipment" | ₹ 22,500/- |
| | TOTAL | ₹ 39,25,094/- |

| Sr No. | Name of the Institutions/Colleges (2022-23) | Amount |
|--------|---|--------------|
| 01 | St. Xavier's College, Mapusa.- 1st installment for 3 years Project entitled "Multifunctional Magnetic Nanoparticles (MNPs): Synthetic Design, Characterization and Potential Applications as Drug Delivery System (DDS) in Nano biomedical Sciences & for Environmental Protection" | ₹ 2,00,000/- |
| 02 | Government College of Arts, Science and Commerce, Quepem-Goa.- 1st installment for 3 years project entitled "Documentation, Comparative study of Floristic Diversity of River Sal and its Tributaries and their role as Indications of Pollution." | ₹ 2,50,000/- |
| 03 | P.E.S's R.S.N College of Arts and Science, Farmagudi-Goa 1st installment for the 3 years project entitled "Hydrothermal Synthesis of Bio-ceramics" | ₹ 3,00,000/- |
| 04 | Dnyanprassarak Mandal's College and Research Centre, Assagao, Bardez-Goa.- 1st installment for 3 years project entitled "Synthesis and Characterization of Nanostructured Metal Oxides Composites for Gas sensing Application" | ₹ 2,50,000/- |
| 05 | Goa University, Taleigao Plateau- Goa.- 1st installment for 02 years for project entitled "Biotechnological Potential of Extremozymes from Halophilic Archaea, Isolated from Solar Salterns of Goa-India" | ₹ 1,86,000/- |
| 06 | Birla Institute of Technology & Science, Pilani, Goa Campus. 1st installment for 3 years project entitled "Quantification of emerging Contaminants in Goa water resources by cost efficient separation materials." | ₹ 2,65,000/- |
| 07 | Goa College of Engineering, Farmagudi Ponda-Goa.1st installment for 02 years project entitled "Heterogenous Multi-Core Processor Performance Enhancement" | ₹ 2,50,000/- |

Annexure – 43 (Continued)

| Sr No. | Name of the Institutions/Colleges | Amount |
|--------|---|--------------|
| 08 | P.E.S's R.S.N College of Arts and Science, Farmagudi-Goa. 1st installment for 02 years project entitled "Bioremediation of toxic industrial Pollutants from Marine water of Goa by alkaliphilic bacteria" | ₹ 1,00,000/- |
| 09 | P.E.S College of Arts & Science, Farmgudi, Ponda – Goa 1st Installment for two years project titled "Green Synthesis of Maetal Oxides for Photocatalytic degradation of dye effluents and hydrogen production" | ₹ 3,00,000/- |
| 10 | Goa University, Taleigao – Goa.- 1st Installment for three years project titled "Development of transition metal oxide based nanostructured materials as high-performance electrochemical supercapacitor for sustainable energy storage technology" | ₹ 2,31,000/- |
| 11 | HPSM's Ganpat Parsekar College of Education, Harmal – Goa 1st installment for three years project titled "Synthesis and Characterization of perovskite-based cathodes for intermediate-temperature solid oxide fuel cell applications" | ₹ 2,50,000/- |
| 12 | Goa University, Taliegao.- 1st installment for three years project titled "Synthesis of Novel fused heterocycles with cytosine, adenine, guanine, coumarin, pyridine, imidazoline based skeletons and their anticancer study" | ₹ 2,50,000/- |
| 13 | Government College of Arts, Science and Commerce, Khandola-Marcel.- 1st Installment for 2 years Project entitled "Investigation of desired properties for thermal power applications in Nano size Ferrite materials." | ₹ 3,00,000/- |
| 14 | Government College of Arts, Science and Commerce, Khandola-Marcel. - 1st Installment for 2 years Project entitled "Synthesis, Characterization and application of polyoxometalate based organic – in organic hybrid compounds" | ₹ 2,50,000/- |
| 15 | Government College of Arts, Science and Commerce, Khandola-Marcel.- 1st Installment for 2 years Project entitled "Biological Evaluation, Isolation and Characterization of Active Components of Moringa" | ₹ 2,50,000/- |
| 16 | Goa College of Engineering, Farmagudi – Goa.- 1st installment for 3 years project titled "Development of Composite Materials Using Mine Waste" | ₹ 1,00,000/- |
| 17 | Rajaram and TarabaiBandekar College of Pharmacy, Farmagudi, Ponda – Goa.- 1st Installment towards 3 years Project Proposal "Design, in-silicostudies, synthesis, characterization and of some novel oxazetidinylquinolin-2-one analogues as anticancer agents". | ₹ 1,73,617/- |
| 18 | Dr. Dada Vaidya College of Education, Farmagudi Ponda – Goa. 7 months Project Proposal "Monsoon Diversity (Cultivated and Wild) of Goa and the Indigenous Farming Practices: A video and Photo Documentary" | ₹ 2,50,000/- |
| 19 | Government College of Arts, Science & Commerce, Quepem – Goa - towards Project Proposal "Inventory of Faunal Diversity of Netravali Wild Life Sanctuary - Goa". | ₹ 3,00,000/- |

Contd... 2023-24

Annexure – 43 (Continued)

| Sr No | Name of the Institutions/Colleges | Amount |
|-------|---|----------------------|
| 20 | Goa College of Pharmacy, Panaji – Goa. - 1st installment for 3 years project entitled “Comparative study of important plants from apocyanaceae family used in Traditional Medicine” | ₹ 3,00,000/- |
| 21 | Don Bosco College of Engineering, Fatorda, Margao – Goa. Towards one year duration Project entitled “Care Taker robot for Hospitals” | ₹ 82,250/- |
| 22 | Don Bosco College of Engineering, Fatorda, Margao – Goa.- Towards ten months duration Project entitled “Design and Development of Air Conditioning System using Heavy Peltier Module Powered by Solar Energy” | ₹ 49,500/- |
| 23 | Don Bosco College of Engineering, Fatorda, Margao – Goa. Towards ten months duration Project entitled “Development of fire extinguishing action rover for assistance in firefighting” | ₹ 2,10,000/- |
| | TOTAL | ₹ 50,97,367/- |

| Sr No | Name of the Institutions/Colleges 2023-24 (as on December 2023) | Amount |
|-------|--|--------------|
| 01 | Goa University, Taleigao.- 1st installment for three years project titled “Study of Micro-Plastics in coastal areas of Goa” | ₹ 2,50,000/- |
| 02 | Goa College of Home Science, Campal Panaji – Goa.- 2nd and final installment for two years project titled “Study of heliteresisorafibre, blended yarn and isora/cotton union fabric” | ₹ 2,00,000/- |
| 03 | Agnel Institute of Technology and Design, Assagao – Goa.- Three years duration Research Project titled “Brain Computer Interface (BCI) Using EEG Sensors”. | ₹ 1,04,000/- |
| 04 | Government College of Arts, Science and Commerce, Sanquelim Goa.- towards second and third installment for 3 years project entitled “To extract real time FECG (non-invasively) using DSP Embedded Technology” | ₹ 1,70,000/- |
| 05 | Carmel College of Arts, Science and Commerce for Women, Nuvem, Salcete – Goa towards Second and Final installment for project entitled “Correlative studies on the histology of the pygidial gland, ultramorphology of the flagellum and chemical composition of the defense secretion of Whip Scorpion Labochirustauricoenis (POCOCK,1990)” | ₹ 2,50,000/- |
| 06 | P.E.S R.S.N College of Arts & Science , Farmagudi, Ponda - Goa towards Second and Final installment for project entitled “Efficiency of Haloalkaliphilic Phosphate Solubilizing Bacterium as Bio-inoculant for the growth of Oryza sativa L. in Salt Affected Coastal Saline Soils” | ₹ 2,50,000/- |
| 07 | P.E.S R.S.N College of Arts & Science , Farmagudi, Ponda - Goa towards Second installment for 3 years project entitled “Corrosion and Corrosion in Habitat Study in Environment of Goa” | ₹ 2,50,000/- |

Year: 2023-24.... Cont.

Annexure – 43 (Continued)

| Sr. No | Name of the Institutions/Colleges | Amount |
|--------|---|---------------|
| 08 | P.E.S R.S.N College of Arts & Science , Farmagudi, Ponda - Goa towards First installment for 3 years project entitled "Assessment of the Water Quality of the beaches and well waters in Goa for sustainable remediation" | ₹ 2,50,000/- |
| 09 | ParvatibaiChowgule College of Arts and Science, Margao - Goa towards First installment for 3 years project entitled "Evaluating the potential of cyanophycean algal cultures as an ecofriendly bio fertilizers for the growth of rice seedlings" | ₹ 3,00,000/- |
| 10 | Goa University, Taleigao- Goa.- towards Third and Final installment for 3 years project entitled "Screening for Efficient Microbial Consortium for Yield Improvement in VignaUnguiculata (L.) Walp". | ₹ 3,00,000/- |
| 11 | Government Polytechnic Curchorem – Goa.- towards 1st Installment for three years project entitled "Performance Evaluation of Local Sea Sand and Mining Ore as Abrasive Material in Abrasive Jet Machining" | ₹ 2,00,000/- |
| 12 | Government College of Arts, Science & Commerce, Khandola , Marcela – Goa.- towards 1st Installment for three years project entitled "Correlative Assessment of Chemical and Microbial Parameters of Selected Spring Water Resources in Goa" | ₹ 3,00,000/- |
| 13 | Birla Institute of Technology and Science, Pilani, K K Birla Goa Campuss, Zuarinagar.- towards 1st installment for three years project titled "Evaluation of the antioxidant of pigments from halophilic archaea and bacteria obtained from solar salterns and marine regions of Goa". | ₹ 2,50,000/- |
| 14 | Birla Institute of Technology and Science, Pilani, K K Birla Goa Campuss, Zuarinagar.- towards 2nd and Final installment towards research project entitled "Demonstration of a practical solution for removal & monitoring heavy metal ions from drinking water using modified bio polymer" | ₹ 1,00,000/- |
| 15 | National Institute of Oceanography, Dona Paula – Goa.- towards third and final installment for 3 years research project titled "Impact of Tar Balls on Marine Biota along the coast of Goa" | ₹ 11,32,000/- |
| 16 | Goa College of Engineering, Farmagudi Ponda – Goa.- towards 1st installment for three years project titled "Empirical Study of Functionally Graded Adhesively Bonded joints in laminated CRPF Composites". | ₹ 1,73,000/- |
| 17 | Goa University Taleigao – Goa. - towards 1st installment for two years project titled "Blood Glucose Estimation using Artificial Intelligence" | ₹ 3,00,000/- |
| 18 | Goa University Taleigao – Goa. - towards 1st installment for three years project titled "Study to know the present status and propose measures to improve the bird diversity in Salim Ali Bird Sanctuary, Goa" | ₹ 2,64,000/- |
| 19 | CSIR - National Institute of Oceanography, Dona Paula - Goa towards 1st installment for three years project titled "Changes in sediment composition of Mandovi, Zuari and Chapora rivers and catchment area after mining ban" | ₹ 1,57,000/- |
| 20 | ST. Xavier's College, MapusaBardez – Goa.- towards 1st installment for three years project titled "A study of Some Qualitative Properties of Dynamic Equations on Time Scales" | ₹ 60,000/- |

Year: 2023-24.... Contd

Annexure – 43 (Continued)

| Sr. No | Name of the Institutions/Colleges | Amount |
|--------|--|--------------------|
| 21 | Agnel Institute of Technology and Design, Assagao - Goa one year duration project entitled "Solar Tracking System for Efficient Power Generation using Image Processing" | ₹ 90,855/- |
| 22 | Agnel Institute of Technology and Design, Assagao - Goa ten months duration project entitled "Production and Testing of Bio-diesel from Cottonseed Oil and Rubber Seed Oil " | ₹ 69,800/- |
| 23 | Don Bosco College of Engineering, Fatorda, Margao-Goa one year duration project entitled "Automated Turret System with Intelligent Object Tracking" | ₹ 1,44,354/- |
| 24 | Don Bosco College of Engineering, Fatorda, Margao-Goa.- one year duration project entitled "Robotic Exoskeleton" | ₹ 1,07,700/- |
| 25 | Don Bosco College of Engineering, Fatorda, Margao-Goa.- one year duration project entitled "Under Water ROV" | ₹ 1,38,526/- |
| 26 | Don Bosco College of Engineering, Fatorda, Margao-Goa.- for project entitled "Design and development of system for extraction of water from atmospheric air using vapour compression cycle" | ₹ 97,500/- |
| 27 | Goa University Taleigao – Goa.- for 11 months duration project of students as part of Academic Curriculum titled "Assessment of metal toxicity through bio-availability in sediments and bio accumulation in edible bivalves, and to evaluate metal pollution remediation potential of mangrove plants in the Sal, Estuary, Goa" | ₹ 1,00,000/- |
| 28 | Goa University Taleigao – Goa.- 11 months duration project of students as part of Academic Curriculum titled entitled "Comparative analysis of benthic diversity along sand extraction areas in Terekhol River, Goa" | ₹ 1,00,000/- |
| 29 | Agnel Institute of Technology and Design, Assagao - Goa for 10 months duration project entitled "Design and Fabrication of Agrirover" | ₹ 52,500/- |
| | TOTAL | ₹ 61,61,235 |

Annexure - 44

OPD STATISTICS OF GOA MEDICAL COLLEGE FROM 2019 TO 2023

| | SERVICES | 2019 | 2020 | 2021 | 2022 | 2023 | TOTAL |
|-----------------|--|--------|--------|--------|--------|--------|---------|
| BROAD SPECIALTY | GENERAL MEDICINE | 15506 | 1603 | 33225 | 40578 | 34715 | 125627 |
| | GERIATRIC MEDICINE | NA | NA | 941 | 4183 | 3770 | 8894 |
| | FLU OPD | NA | 11758 | 17108 | 7873 | 2927 | 39666 |
| | GENERAL SURGERY | 41089 | 22482 | 18952 | 42277 | 49935 | 174735 |
| | OBSTETRICS | 19117 | 13176 | 13116 | 16669 | 20260 | 82338 |
| | GYNAECOLOGY | 14504 | 8191 | 9410 | 15015 | 20497 | 67617 |
| | CENTRE FOR ASSISTED REPRODUCTIVE TECHNOLOGY, OBG DEPT. | NA | NA | NA | NA | 45 | 45 |
| | PAEDIATRICS | 27304 | 8260 | 7184 | 14454 | 25296 | 82498 |
| | ORTHO-SURGERY | 64379 | 35581 | 41969 | 58312 | 64229 | 264470 |
| | NEURO-SURGERY | 10158 | 3010 | 6497 | 11367 | 14112 | 45144 |
| | OTORHINOLARYNGOLOGY | 40413 | 17904 | 21356 | 34211 | 43245 | 157129 |
| | OPHTHALMOLOGY | 36814 | 18046 | 28536 | 40249 | 45306 | 168951 |
| | DERMATOLOGY, VENERALOGY & LEPROSY | 41405 | 20180 | 24517 | 35500 | 45199 | 166801 |
| SUPERSPECIALTY | ENDOCRINOLOGY | 6057 | 4769 | 5233 | 5217 | 6000 | 27276 |
| | NEPHROLOGY | 5891 | 5039 | 3985 | 5895 | 10410 | 31220 |
| | CARDIOLOGY | 2257 | 4529 | 6514 | 11606 | 21074 | 45980 |
| | CVTS | 508 | 99 | 1496 | 6626 | 8190 | 16919 |
| | UROLOGY | 12167 | 1150 | 11066 | 14244 | 24725 | 63352 |
| | NEUROLOGY | 8107 | 4178 | 6477 | 3428 | 7927 | 30117 |
| | PLASTIC SURGERY | 1254 | 2353 | 2304 | 5633 | 8737 | 20281 |
| | PAEDIATRICS. SURGERY | 3524 | 1930 | 2626 | 3167 | 3243 | 14490 |
| | MEDICAL ONCOLOGY | 3762 | 36 | 131 | 2438 | 8373 | 14740 |
| | RESPIRATORY MEDICINE | 29885 | 17337 | 20281 | 24481 | 28956 | 120940 |
| | RHTC MANDUR | 24361 | 29299 | 37485 | 39951 | 53994 | 185090 |
| | UHC ST. CRUZ | 38260 | 19868 | 21662 | 28940 | 35570 | 144300 |
| | TOTAL | 446722 | 250778 | 342071 | 472314 | 586735 | 2098620 |

Source: Goa Medical College & Hospital , Bambolim

Annexure - 45
Revenue Receipts of Commercial Tax.

(₹ in lakh)

| Year | VAT / ST | CST | Total | Luxury Tax | Entertain-ment Tax | Entry Tax | GST | | Compen-sation | Borrow-ings | Total |
|--|-----------|---------|-----------|------------|--------------------|-----------|-----------|-----------|---------------|-------------|-----------|
| | | | | | | | IGST | SGST | | | |
| 2019-20 | 100038.19 | 3245.53 | 103283.72 | -996.74 | 30.57 | 711.59 | 95401.75 | 148447.80 | 81869.94 | - | 428748.63 |
| 2020-21 | 93647.04 | 5334.03 | 98981.07 | 118.08 | 137.75 | 3125.40 | 91606.86 | 106884.81 | 81146.82 | 84000.00 | 466000.79 |
| 2021-22 | 134439.40 | 3886.46 | 138325.86 | 247.45 | 30.06 | 910.29 | 142831.15 | 132934.71 | 91115.93 | 84691.00 | 591086.45 |
| 2022-23 | 187529.77 | 2346.35 | 189876.12 | 41.02 | 9.20 | 244.38 | 157457.84 | 196170.96 | 153070.35 | - | 696869.87 |
| 2023-24 (Upto Dec.) | 132662.88 | 1808.52 | 134471.40 | 21.57 | 8.42 | 17.59 | 126647.76 | 163775.16 | - | - | 424941.90 |
| Figures for 2023-24 are provisional | | | | | | | | | | | |

Source: Office of the Commissioner of the Commercial Taxes, Government of Goa

Annexure - 46

The details of beneficiaries and disbursement of funds under the Schemes of Tribal Welfare Department

(₹ in lakh)

| | 2019-20 | | 2020-21 | | 2021-22 | | 2022-23 | |
|---|---------------|-------------|---------------|-------------|---------------|-------------|---------------|-------------|
| | Beneficiaries | Expenditure | Beneficiaries | Expenditure | Beneficiaries | Expenditure | Beneficiaries | Expenditure |
| Pre-Matric Scholarship (Std. Vth to Xth) | 9937 | ₹ 440.44 | 9642 | ₹ 429.46 | 3693 | ₹ 136.96 | 12728 | ₹ 558.28 |
| Gagan Bharari Shiksha Yojana | 5870 | ₹ 467.18 | 5339 | ₹ 415.13 | 5248 | ₹ 405.68 | 6741 | ₹ 527.48 |
| Merit Based Award | 1915 | ₹ 151.10 | 1530 | ₹ 129.64 | 1974 | ₹ 186.38 | 976 | ₹ 180.86 |
| Matrutva Yojana | 6 | ₹ 30.00 | 48 | ₹ 240.00 | 60 | ₹ 300.00 | 72 | ₹ 360.00 |
| Pre-Matric Scholarships to ST Students (IX th to X th):- | 3378 | ₹ 76.00 | 2504 | ₹ 76.55 | 1978 | ₹ 60.15 | 2108 | ₹ 63.24 |
| Post Matric Scholarships to the ST Students | 5870 | ₹ 810.22 | 4833 | ₹ 912.56 | 4047 | ₹ 574.21 | 4439 | ₹ 723.89 |

Source: Directorate of Tribal Welfare, Panaji

Annexure – 47

The details of beneficiaries and disbursement of funds under the Schemes of Tribal Welfare Department

(₹ in lakh)

| Name of Schemes | 2019-20 | | 2020-21 | | 2021-22 | | 2022-23 | | 2023-24 (as on Dec 2023) | |
|---|---------------|-------------|---------------|-------------|---------------|-------------|---------------|-------------|--------------------------|-------------|
| | Beneficiaries | Expenditure | Beneficiaries | Expenditure | Beneficiaries | Expenditure | Beneficiaries | Expenditure | Beneficiaries | Expenditure |
| Vidya Laxmi | 856 | 214.00 | 792 | 198.00 | 829 | 207.25 | 766 | 191.50 | 369 | 92.25 |
| Home Nursing Courses | 6 | 0.73 | 2 | 0.25 | 4 | 0.50 | 12 | 1.50 | 31 | 3.75 |
| Grant in Aid to Voluntary Organisation (Hostel) | 7 | 108.70 | 8 | 48.32 | 8 | 44.84 | 8 | 176.60 | 8 | 82.19 |
| Sahayata | 13 | 2.65 | 11 | 2.72 | 30 | 7.44 | 46 | 11.72 | 47 | 10.97 |
| Antya Sanskar Sahay Yojana | 600 | 119.38 | 611 | 121.59 | 930 | 186.55 | 905 | 181.91 | 537 | 107.31 |

Annexure – 47 (Continued)

(₹ in lakh)

| | 2019-20 | | 2020-21 | | 2021-22 | | 2022-23 | | 2023-24 (as on Dec 2023) | |
|--|---------------|-------------|---------------|-------------|---------------|-------------|---------------|-------------|--------------------------|-------------|
| Name of Schemes | Beneficiaries | Expenditure | Beneficiaries | Expenditure | Beneficiaries | Expenditure | Beneficiaries | Expenditure | Beneficiaries | Expenditure |
| Atal AsraYojana | 556 | 835.75 | 800 | 1200.00 | 1189 | 1785.75 | 1054 | 1590.00 | 607 | 918.01 |
| To Support Children of Widow / Orphan Child | 665 | 119.85 | 610 | 103.34 | 803 | 135.76 | 963 | 249.30 | 995 | 186.36 |
| Adivasi Vikas Yojana | 42 | 510.36 | 24 Projects | 148.85 | 11 Projects | 73.19 | 7 | 301.93 | 5 | 280.37 |
| Financial Assistance to Pre-Primary Schools in Remote Area | 3 | 6.83 | 4 | 18.18 | 3 | 7.35 | 4 | 9.52 | 4 | 5.53 |
| Udhyog Adhar Yojana | 484 | 49.64 | 672 | 66.49 | 113 | 14.36 | 490 | 43.70 | 721 | 63.53 |
| Short Term Professional Training Courses in the State of Goa | | | 238 | 11.90 | 358 | 17.90 | 250 | 12.50 | 123 | 6.15 |

Source: Directorate of Tribal Welfare, Panaji, Government of Goa

Annexure – 48

List of the Projects undertaken during Financial Year 2023-24 through ST Development Schemes of Tribal Welfare Department

(₹ in lakh)

| Sr. No. | Details of Projects | Expenditure |
|---------|--|-------------|
| 1. | Protection to road embankment cross drains & construction of road Sodlem to Kajuwada in V.P.Morpirla in Quepem Constituency under (TSP). | 218.75 |
| 2. | Restoration of collapsed embankment of MDR-50 at Bhars in V.P. Gaondongrem in Canacona Constituency (TSP). | 75.04 |
| 3. | Widening hotmixing and providing drainage to all left out internal roads in V.P. Padi Barcem in Quepem Constituency (TSP). | 583.01 |
| 4. | Widening hotmixing and providing drainage to main road starts from NH-17 near Padi Barcem Panchayat & end at NH-17 at Pissornem via Padi Gokuldem Shirlim & Barcem in V.P. Padi Barcem in Quepem Constituency (TSP). | 443.99 |
| 5. | Improvement and widening of road from Igramol to Devassa & Benamol in ward No. 5 in Quepem Municipal Area in Quepem Constituency (TSP). | 134.74 |
| 6. | Improvement and providing hot mixing of road from main road Shimmer to Velipwada at Nuem in V.P.Shristhal in Canacona Constituency (TSP). | 31.87 |
| 7. | Protection to road embankment cross drains & construction of road Sodlem to Kajuwada in V.P.Morpirla in Quepem Constituency under (TSP). | 26.36 |
| 8. | Repairs of existing road from Avaliped to Savaripan at Avali in V.P.Cotigao in Canacona Constituency (TSP). | 35.82 |
| 9. | Proposed development and hotmixing of road from mallikarjun temple to Asali in V.P. Shristhal in Canacona (TSP) | 70.06 |
| 10. | Providing and fixing of interlocking pavers for pathways at various places in Ward no. 1 in V.P.Bhoma Adcolna in Priol Constituency of Ponda taluka. | 56.10 |
| 11. | Strengthening and providing hotmix carpet to the various internal roads in ward no.05 of Dharbandora V.P of Dharbandora Taluka in Sanvordem Constituency. | 65.46 |
| 12. | Reconstruction of damaged culvert of Valashkodi Mane and Avem in V.P. Cotigao in Canacona Constituency. | 47.92 |
| 13. | Re-construction of damaged culvert at Manem and Bhomod in V.P. Cotigao in Canacona Constituency. | 64.50 |
| 14. | Improvement of road from NH-17 at Paddi to Paryemol by providing hotmix carpet in V.P. Cola in Quepem Constituency. | 2.28 |

Annexure – 48 (Continued)

(₹ in lakh)

| Sr. No. | Details of Projects | Expenditure |
|---------|---|-------------|
| 15. | Construction of internal road along with culvert at Gurkhe in V.P. Dharbandora of Dharbandora Taluka | 39.70 |
| 16. | Improvement & hotmixing of road for the left out internal roads in V.P. Veling Priol Cuncollem in Priol Constituency of Ponda Taluka. | 10.75 |
| 17. | Reconstruction of culvert on road leading from Matojem at Matojem in V.P. Collem Sigao in Sanvordem Constituency. | 44.75 |
| 18. | Widening & improvement of internal roads in V.P. Nuvem in Nuvem Constituency. | 81.94 |
| 19. | Improvement and hotmixing of road from SH-7 to Kamarkhand in V.P. Kirlapa IDabal of dharbandora Taluka in sanvordem Constituency. | 221.90 |
| 20. | Resurfacing & Improvement of internal roads in V.P. Loutolim in Nuvem Constituency. | 633.12 |
| 21. | Construction and B.T. of roads SH-7 Reddy Nagar in V.P. KirlapaIDabal in Sanvordem Constituency. | 3.73 |
| 22. | Various developmental works in Ward no. 1 & 2 at Cuncollem in V.p.VelingPriolCuncollem in Priol Constituency of ponda Taluka. | 85.77 |
| 23. | Construction of retaining wall to protect the road & Beautification at Arcabanda in V.P. Nuvem in Nuvem Constituency under (TSP) | 263.82 |
| 24. | Providing protection to the road side embankment in Ward No. 10 in V.P. Veling, PriolCuncollem in Priol Constituency of Ponda Taluka. | 25.07 |
| 25. | Construction of road to Babu and Sonu house incl. concrete retaining wall near Dr. Shaba house at Satorlim in V.P. Gaondongrem in Canacona Constituency. | 32.96 |
| 26. | Improvement, widening and hotmixing of the approach road including providing pavers at Shree Sidhapurush temple at Cuddi in V.p. Cola in Quepem Constituency (TSP). | 30.96 |
| 27. | Widening of road from Chinchá to Fatima Wada via Bansi in V.P. Malkarnem in Sanguem Constituency (TSP). | 2.33 |
| 28. | Improvement and resurfacing of various roads and reconstruction of culvert in Ward No. VIII satodeQuerim in V.p.Querim in Priol Constituency of Ponda Taluka (TSP). | 84.97 |
| 29. | Construction of branch road near Shree Krishna Temple at Wangal in V.p.Querim in Priol Constituency of Ponda Taluka (TSP). | 23.04 |
| 30. | Construction of road to Adulshewada in V.P. Sancordem in Sanvordem Constituency | 35.59 |
| 31. | Improvement & B. T. of road from NH-4A to Tatodi& internal roads of Tatodi in a combined length of 2.73 kms in V.p.DharbandoraSanvordem Constituency. | 23.09 |
| 32. | Improvement to the branch road from main road to Nallemoll at Querim in V.P. Querim in Priol Constituency of Ponda Taluka. | 72.56 |
| 33. | Various developmental works at TivremWadi in V.P. TivremOrgao in PriolConstituency of Ponda Taluka. (TSP). | 38.08 |
| 34. | Resurfacing of various roads in Adcolna Village in V.P. BhomaAdcolna in Priol Constituency of Ponda Taluka (TSP). | 85.00 |
| 35. | Construction of retaining wall to protect the road & Beautification at Arcaband in V.P. Nuvem in Nuvem Constituency under (TSP). | 164.08 |

Annexure – 48 (Continued)

(₹ in lakh)

| Sr. No. | Details of Projects | Expenditure |
|---------|--|-------------|
| 36. | Construction of road from Ghadiwada main road SK 26 leading towards residential area Nr. SuryakantGawade and KamlavatiGawade house at AgaydeSurla in Sankhali Constituency of bicholim Taluka under (TSP). | 75.07 |
| 37. | Beautification of pathway with pavers along with drainage at Kirlapal wada in V.P. Kirlapal Dabal of Dharbandora Taluka in Sanvordem Constituency under (TSP). | 74.45 |
| 38. | Construction of Solar Energy based dual pump pipes Water Supply Scheme in V.P.Barcem Quedem of Quepem Constituency in Quepem Taluka (TSP). | 32.66 |
| 39. | Tribal Sub Plan and special component plan for ST communities supply of water tanker to various ward of Tivrem-Orgao and BetquiCandola Panchayat areas in Priol Constituency (TSP). | 12.94 |
| 40. | Development of the Government Village school Playground at Deao Quepem, in Quepem Municipal Council, Quepem Taluka | 87.50 |
| 41. | Upgradation / Renovation of existing Community Hall at V.P. Bhironda in Sattari Taluka | 84.09 |
| 42. | Construction of Shade & Laying of Pavers at Holy Cross in Sy no. 1/1 in V.P. Davorlim-Dicarpale, Salcete Taluka | 31.78 |
| 43. | Major Repair of Work of the existing Community hall of Shree Dev Gurudev Saunsthan (Shri Deo Guru) at Ghongre Maina Navelim Bicholim Goa | 44.87 |
| 44. | Providing and Fixing of Precast RCC Slabs within the Jurisdiction in V.P. Gaondongrem, Canacona Taluka | 1.37 |
| 45. | Improvement to pathway from Garage to Yoganand Mardolkar house at Karmale in V.P. Querim Ponda Taluka | 2.06 |

Source: Directorate of Tribal Welfare, Panaji, Governmentt of Goa

Annexure – 49

Number of Divyang Students – Taluka wise

| Sr. No. | Taluka | 2019-20 | 2020-21 | 2021-22 | 2022-23 | 2023-24 |
|--------------|-------------|-------------|-------------|-------------|-------------|-------------|
| 1 | Pernem | 72 | 70 | 70 | 75 | 74 |
| 2 | Bardez | 704 | 636 | 710 | 742 | 662 |
| 3 | Bicholim | 173 | 173 | 170 | 185 | 177 |
| 4 | Sattari | 107 | 108 | 111 | 102 | 104 |
| 5 | Tiswadi | 434 | 418 | 409 | 414 | 404 |
| 6 | Ponda | 254 | 253 | 256 | 312 | 352 |
| 7 | Dharbandora | 25 | 25 | 25 | 21 | 23 |
| 8 | Quepem | 165 | 167 | 298 | 306 | 335 |
| 9 | Canacona | 61 | 51 | 60 | 68 | 70 |
| 10 | Salcete | 310 | 280 | 285 | 330 | 288 |
| 11 | Mormugao | 103 | 211 | 205 | 214 | 219 |
| Total | | 2408 | 2392 | 2599 | 2769 | 2708 |

Source: Directorate of Education, Porvorim, Government of Goa

Annexure – 50

Educational Statistics for the year 2022-23

| SR. NO | MANAGEMENT | No of Schools | | | | | No of Students | | | | | No of Teachers | | | | |
|--------|------------|-----------------|----------------|--------------|--------------------------|----------------------|------------------|-----------------|--------------------|--------------------------|----------------------|-----------------|----------------|--------------|--------------------------|----------------------|
| | | PRIMARY SCHOOLS | MIDDLE SCHOOLS | HIGH SCHOOLS | HIGHER SECONDARY SCHOOLS | TOTAL NO. OF SCHOOLS | PRIMARY STUDENTS | MIDDLE STUDENTS | SECONDARY STUDENTS | HIGHER SECONDARY SCHOOLS | TOTAL NO. OF SCHOOLS | PRIMARY SCHOOLS | MIDDLE SCHOOLS | HIGH SCHOOLS | HIGHER SECONDARY SCHOOLS | TOTAL NO. OF SCHOOLS |
| | | (I-IV) | (V-VII) | (VIII-X) | (XI-XII) | (I - XII) | (I-IV) | (V-VII) | (VIII-X) | (XI-XII) | (I - XII) | (I-IV) | (V-VII) | (VIII-X) | (XI-XII) | (I - XII) |
| 1 | GOVERNMENT | 686 | 37 | 80 | 9 | 822 | 19280 | 6861 | 5814 | 3333 | 35298 | 1557 | 517 | 665 | 210 | 2849 |
| 2 | AIDED | 287 | 9 | 324 | 91 | 711 | 52191 | 60312 | 58520 | 33208 | 204231 | 1569 | 2108 | 2850 | 1836 | 8363 |
| 3 | UNAIDED | 130 | 5 | 30 | 12 | 177 | 21103 | 5249 | 3812 | 2022 | 32186 | 1138 | 361 | 308 | 247 | 2054 |
| 4 | Total | 1113 | 51 | 434 | 112 | 1710 | 92584 | 72422 | 68146 | 38563 | 271715 | 4264 | 2986 | 3823 | 2293 | 13366 |

Source- Directorate of Education, Ponnoor

Annexure – 51

Beneficiaries under various schemes for last 5 year of Women & Child Development Services

| No. of Beneficiaries in respect of Central Sector (CS) | | | | | | |
|--|--|---------|---------|---------|---------|---------------------|
| Sr. No | Name of the Scheme | 2019-20 | 2020-21 | 2021-22 | 2022-23 | 2023-24 (Till date) |
| 1 | Supplementary nutrition program | 66545 | 66541 | 73208 | 68213 | 60954 |
| 2 | Pradhan Mantri Matru Vandana Yojana (PMMVY) | - | - | - | 4539 | 1633 |
| No. of Beneficiaries in respect of State Scheme (SS) | | | | | | |
| 3 | Griha Aadhar Scheme | 133439 | 129423 | 121441 | 128158 | 134351 |
| 4 | Ladli Laxmi Scheme | 3846 | 2577 | 4995 | 5980 | 500 |
| 5 | Financial incentives to the Mothers who deliver a Girl Child "MAMTA" Scheme | 8686 | 7125 | 1641 | 5787 | 2114 (upto Dec.) |
| 6 | The Internship Scheme for Student of Counseling/Psychology/ Social Work/ Home Science etc. | 7 | 0 | 13 | 9 | 0 |
| 7 | Foster Care Scheme – Vatsalya | 6 | 3 | 16 | 12 | 9 |

Source: Directorate of Women and Child Development Services, Government of Goa

Annexure – 52

Beneficiaries under various schemes of Social Welfare

| Sr. No. | Name of Scheme | No. of Beneficiaries | Expenditure (₹ in lakh) |
|---------|--|-------------------------|-------------------------|
| 1. | Covid-19 Relief to Marginalized/Unorganized Sector | 17864 | 893.20 |
| 2. | Dayanand Social Security Scheme (Freedom from Hunger) DSSS | 139124 | 23118.17 |
| 3. | Provide Ex-Grantia Financial Assistance to The Family of the Victim of Covid-19 | 150 | 300.0 |
| 4. | Atal Asra Yojana | 947 | 1420.50 |
| 5. | Ummid"- Day Care Centre and Medical Assistance to Sr. Citizens | 22 NGOs/Day Care Centre | 22.64 |
| 6. | Scholarship Schemes for the benefit of Scheduled Castes/Other Backward Classes /Economically Backward Classes | 3155 SC/OBC students | 408.84 |
| 7. | Welfare of Person with Disability(Scholarship and Stipends) | 215 students | 4.73 |
| 8. | Financial Assistance under "Gagan Bharari Shiksha Yojana" to SC/OBC Students:- Scheduled Castes /OBC students | 63 students | 6.05 |
| 9. | Merit Based Award and recognition of high performance in the Board Exams of SSC and HSSC for SC & OBC Students | 29 students | 4.43 |
| 10. | SAHAYATA"- Assistance to Voluntary organization for organizing Socio Cultural activities | 5 NGOs | 1.25 |
| 11. | Awards for Marriages with Person with Disabilities | 3 Couples | 1.50 |
| 12. | Kanya Dhan for SC (Girls) students | 4 girl students | 1.0 |

Source: Directorate of Social Welfare, Government of Goa

Annexure – 53

Category wise No. of license issued and Revenue generated

| Category wise No. of licence issued during last 5 years | 2018-19 | 2019-20 | 2020-21 | 2021-22 | 2022-23 |
|--|----------|----------|----------|----------|----------|
| Wholesale of Indian Made Foreign Liquor | 3 | 5 | 7 | 14 | 11 |
| Wholesale of Foreign Liquor | 2 | 3 | 4 | 5 | 10 |
| Wholesale of Country Liquor | 0 | 2 | 2 | 1 | 5 |
| Retail sale of Indian Made Foreign Liquor & Country Liquor for Consumption | 9 | 76 | 73 | 144 | 195 |
| Retail sale of Foreign Liquor for Consumption | 7 | 60 | 49 | 104 | 3 |
| Retail sale of Country Liquor for Consumption | 0 | 0 | 1 | 4 | 3 |
| Retail sale of Indian Made Foreign Liquor & Country Liquor in packed bottles | 21 | 86 | 119 | 353 | 307 |
| Retail sale of Foreign Liquor in packed bottles | 11 | 58 | 78 | 218 | 176 |
| Manufacturing units of IMFL | 0 | 0 | 2 | 0 | 0 |
| Manufacturing units of Breweries | 1 | 0 | 1 | 0 | 1 |
| Bottling unit of Country Liquor | 0 | 1 | 3 | 0 | 3 |
| Manufacturing unit of Winery | 0 | 1 | 0 | 0 | 3 |
| Private Bonded warehouse licenses | 19 | 10 | 35 | 25 | 28 |
| Possession licence for ethyl alcohol | 7 | 8 | 1 | 1 | 1 |
| Microbrewery | 0 | 0 | 0 | 1 | 1 |
| Total | 80 | 310 | 375 | 870 | 747 |
| Revenue generated during last 5 years (in lakh) | 47804.15 | 49183.78 | 51517.89 | 65008.09 | 86580.58 |

Source: Excise Department, Panaji, Government of Goa.

Annexure – 54

Details of Vigilance cases for the last 5 years

| Sr. No | Year | 2019 | 2020 | 2021 | 2022 | 2023 till date |
|--------|---|------|------|------|------|----------------|
| 1. | Opening Balance of cases pending investigation | 137 | 114 | 101 | 78 | 112 |
| 2. | Cases newly registered in the year | 18 | 8 | 9 | 9 | 7 |
| 3. | No of officers placed under suspension | 2 | 1 | 1 | 10 | 1 |
| 4. | No. of cases in which charge sheet filed | 16 | 12 | 7 | 4 | 7 |
| 5. | No. of cases disposed/ No. of cases which final report submitted | 38 | 17 | 28 | 5 | 8 |
| 6. | Closing balance of cases pending | 114 | 101 | 70 | 74 | 73 |

Source: Vigilance Department. Government of Goa.

Annexure – 55

Job Seekers registered/notified/sponsored for vacancies

| Sr. No. | Particulars | 2019-20 | 2020-21 | 2021-22 | 2022-23 | 2023 till December |
|---------|--|---------|---------|---------|---------|--------------------|
| 1 | Number of Job Seekers registered | 50988 | 28293 | 45301 | 16348 | 8812 |
| 2 | Number of vacancies notified | 7373 | 4091 | 6659 | 15009 | 12289 |
| 3 | Names sponsored for Job Seeker against vacancies | 58101 | 72115 | 162807 | 146172 | 78080 |
| 4 | No. of Drives/Camps | 17 | 22 | 24 | 79 | 94 |

Source: O/o of the Commissioner Employment, Government of Goa



Directorate of Planning, Statistics & Evaluation
Government of Goa
Pandit Deendayal Upadhyay Bhavan,
Near Pundalik Devasthan, Pundalik Nagar
Alto-Porvorim, Goa. Pin Code : 403521